

7980 Grissom Pkwy.  
Titusville, FL 32780  
1-877-815-5799  
MacsAutoParts.com



PRSRT STD  
U.S. POSTAGE  
PAID  
ECKLER'S

customer number	source code

More than 25 model-specific catalogs to choose from!  
**CALL TODAY** to request yours!



**ECKLER'S**  
Automotive Restoration & Performance Parts  
MacsAutoParts.com (877) 815-5799

1928-31 Model A

Parts and Accessories Catalog




# Model A

1928-31 MODEL A, PICKUP AND AA TRUCK, 1932-34 MODEL B ENGINE  
PARTS AND ACCESSORIES CATALOG

The preferred  
Ford parts  
supplier for  
more than  
40 years



Official  
Licensed  
Product  
OFFICIAL LICENSEE  
OF  
FORD MOTOR  
COMPANY  
TRADEMARK PARTS



SEE PAGES 2-21 FOR OUR COMPLETE LINE OF  
TOP-QUALITY CARTOUCHE UPHOLSTERY,  
PROUDLY MADE IN LOCKPORT, NY

(877) 815-5799

MacsAutoParts.com





# Model A has you covered!



See page 229  
or check  
**MacsAutoParts.com**  
for our complete line  
of Car Covers

*MAC's has a cover for every Model A Ford size and shape in your garage, including covers for vehicles equipped with side mounts, visors...even pickups!*

truck freight—requires additional shipping charges   oversize/overweight—requires additional shipping charges   Prop 65 warning for California residents, see inside front cover for details

## CONTENTS

### 1928–31 MODEL A, PICKUP, AA TRUCK, and 1932–34 MODEL B

Axle, Front .....	42	Frame .....	57	Shocks .....	154
Axle, Rear .....	53	Fuel System .....	99	Speed and Performance .....	65
Books, Manuals, and DVDs .....	231	Generator .....	109	Speedometers .....	154
Brakes .....	28	Glass .....	230	Springs .....	61
Bumpers .....	160	Hardware .....	224	Starter .....	115
Car Covers .....	229	Hoods .....	151	Steering .....	46
Carburetor .....	103	Horns .....	138	Top Parts .....	173
Cartouche Upholstery .....	2	Index .....	237	Transmission .....	81
Data Plates .....	165	Lights .....	125	Truck (Pickup, Model AA) .....	194
Distributor .....	120	Manifold .....	106	Vehicle Identification .....	233
Door and Window .....	179	Mirrors .....	158	Water Pump and Fan .....	95
Driveshaft .....	56	Model B Engine .....	226	Wheels and Tires .....	21
Electrical (Battery, Ignition, etc.) .....	113	MotoMeters .....	167	Windshield .....	168
Engine and Related .....	66	Radiator .....	89	Windshield Wiper Parts .....	155
Exhaust .....	59	Rumble and Trunk .....	177	Windwings .....	166
Fenders .....	145	Running Boards, Splash Shields .....	148	Wiring .....	141
Floor Mats, Rubber .....	223	Seat Belts .....	228	Wood, Top and Body .....	219
Floorboards .....	172	Sheet Metal .....	209		

### Become a Ford Classics Club Member



**10% OFF**  
FOR MEMBERS

see page 236 for details

[ecklers.com/membership-options](http://ecklers.com/membership-options)

### EASY ORDERING!

(877) 815-5799 U.S., Canada, Puerto Rico, Virgin Islands • (321) 269-9651 International  
**MacsAutoParts.com** for our complete line of products and the latest prices

Email [sales@ecklers.net](mailto:sales@ecklers.net) • [service@ecklers.net](mailto:service@ecklers.net) • [IntlSales\\_eck@ecklers.net](mailto:IntlSales_eck@ecklers.net) (international sales)

**Eckler's Showroom** 7980 Grissom Parkway, Titusville, FL 32780

We accept credit and debit cards, checks, money orders, PayPal, and first party, pre-printed checks from U.S. banks with your order. There will be a \$35 charge for all checks returned for insufficient funds.



items with this icon need truck freight and require additional shipping charges



items with this icon are oversize or overweight and require additional shipping charges



**WARNING:** Eckler Industries, Inc. believes it is important to warn our customers that some of the products sold in this catalog contain chemicals known by the state of California to cause cancer, birth defects or other reproductive harm. For more information visit [www.p65warnings.ca.gov](http://www.p65warnings.ca.gov).



**SCAN  
AND  
SHOP**

# Model A

# ESSENTIALS

Because we can't fit every part and accessory we offer for your Model A into this catalog, visit [MacsAutoParts.com](http://MacsAutoParts.com) to see our entire selection!

Here are a few **POPULAR** items you might be interested in.



## 6-volt to 12-volt Conversion Kit

STARTING AT 319.99/ea.

See page 109 for more generators and starters

## Taillight Assemblies

STARTING AT 39.99/ea.

See page 132 for more taillights

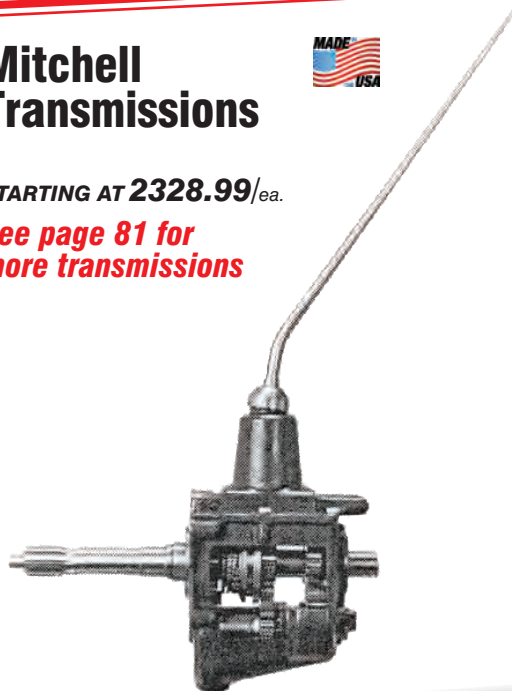


## Mitchell Transmissions



STARTING AT 2328.99/ea.


See page 81 for more transmissions



## Shock Absorber Sets

STARTING AT 1436.99/ea.

See page 164 for more shock absorbers







## Precision Quality Upholstery for Your Model A



Ford enthusiasts and restorers worldwide have always sought quick delivery and precision quality in their interior products. So with that in mind, MAC's is proud to produce and distribute the **CARTOUCHE™** brand of precision American made, hand crafted vintage automobile interior products for 1928-1931 Model A Fords, as well as 1909-1927 Model Ts and 1932-1953 Early V8 Fords and Mercurys.

The name "Cartouche" refers to the proof-stamp used in days gone by to denote an inspector's acceptance of a quality product. Many military items such as precision rifle

stocks and officers' leather saddle bags were stamped by inspectors to certify that the item had passed rigorous quality tests. Since our own inspectors put all of our premium quality interior products through an intensive quality control inspection, we found the name appropriate.


## Upholstery Kits

MAC's produces hundreds of **CARTOUCHE™** brand upholstery kits every year. All are available in the proper, authentic fabrics. We also offer a wide choice of non-authentic fabrics for the budget-minded hobbyist. All of our complete upholstery kits are produced right here in our modern facility, so you can be sure that all of your items are American made, featuring top-quality materials and workmanship. Remember, complete Ford upholstery kits are our specialty. We have been developing and producing these award-winning kits for more than 20 years!



## Top Kits

MAC's **CARTOUCHE™** brand top kits are manufactured to original factory specifications, using the most authentic materials available. This includes top material, padding, muslin lining, tacks and trim. Instructions are included with every kit. With thousands of our premium quality tops already installed on cars all around the world, you can be assured of the fit, appearance and durability you want for your restoration.



## Side Curtains, Top Boots, Top Pads, Panel Sets, Carpets and More

If you're looking for top-quality side curtains, purchase **CARTOUCHE™** premium quality units. We make them right here from authentic materials, with long-lasting crystal-clear plastic windows and rust-proof fasteners. We also offer top boots, top pads, rumble panel sets, carpets and a full line of fasteners. We utilize computer operated cutting machines to ensure precise cuts. We also use highly skilled sewers to bring you the superior quality, fit and finish you deserve.

## Ordering and Sample Card Information

It is not practical or wise to order upholstery for your classic without examining a sample card that displays the material, pattern, and color choices for your vehicle's particular body style and year. Sample cards are free and are identified by number. When requesting a sample card by phone, always include the year and body style of your vehicle. To request a sample card through our website, simply select the option that suits the year and body style of your classic.

Once you have received your sample card and decided on a material choice for your vehicle, ordering upholstery for your classic is easy. Whether ordering by phone or through our website, the order combination from your sample card will correspond with the numbers and letters in the suffix of the catalog and the website.

## Your Search for Quality, Fit, and Authenticity Ends Here!

We know that you demand the exact pattern, material choices and features of the original upholstery and we've helped thousands of our customers achieve just that. Replace your old, weathered seats, top or interior to give your car a new appearance! Select from our large selection of materials to match your taste and budget. Each piece is made to order by our experienced sewers, so you can always expect quality. See the **CARTOUCHE™** difference in superior materials, construction and fit.

**Just Say  
"KAR-TOOSH"**

## CARTOUCHE™ Has You Covered From Start to Finish

We offer **CARTOUCHE™** brand products for:


- Carpets
- Side Curtains
- Yard Goods
- Rumble Panel Sets
- Seat Springs
- Supplies, Fasteners and Tools
- Interior Upholstery Kits
- Top Kits and Top Boots
- Rumble Upholstery Kits

Satisfaction is the goal with every **CARTOUCHE™** product we produce.

## MAC's Offers the Exact Features You Want for Your Ford

### Model A Ford Upholstery (1928-31) Features:

- We are a major producer of all Model A Ford upholstery products from 1928 through 1931.
- We offer a huge selection of patterns and product lines, with many rare patterns and new items constantly being added.
- We offer complete interior upholstery kits for nearly every Model A.
- We have an incredible variety of original fabrics and materials to select from, many that are exclusive to **CARTOUCHE™**.
- Our top kits are made to the original specifications, using the most authentic materials available.
- We produce precision-made door panels, cowl panels and rumble panels that are available in a wide selection of materials.
- Our seat springs are superior quality and exact copies of the originals.



**ORDER A  
FREE  
SAMPLE CARD**  
See 6





## MAC's Customers Love to Show Off Their CARTOUCHE™ Interiors!

Just take a look at some of our satisfied customers' pictures of their completed and installed interiors.

These customers sent us pictures to show the difference a new quality interior from CARTOUCHE™ makes.



### Our Customers Say...

*Just received my kit from you, thank you. The upholstery is BEAUTIFUL—the seams are straight, there was plenty of selvage and the materials are very high quality. The fit is superb and the finished installation looks as good as any "professional" job. Once again, thank you for selling a truly quality product.—J. S. from Atlanta, GA*

*I bought the kit and had it professionally installed locally. Saved me lots of money and looks top notch. —J. V. from Canyon Lake, CA*

*I'm very impressed by your selection of fabric material. Also, it is great that you offer technical advice. Obviously, this is more than just a business, it is a passion.—T. G. from Houston, TX*

Mail or email us pictures of your completed car—we'd love to show the end results that CARTOUCHE™ products can make for your car. Mail to:

**Cartouche Photos c/o  
MAC's Antique Auto Parts  
6150 Donner Road  
Lockport, NY 14094-9227**

**Email: [customerservice@cartoucheuph.com](mailto:customerservice@cartoucheuph.com)**

### MAC's Has You Covered

We produce hundreds of upholstery kits every year. We offer you a choice of non-authentic fabrics for the budget-minded hobbyist or a full range of authentic interior fabrics for the serious restorer. Either way, we want to ensure your upholstery is as close to the original as possible. Our kits make it easier for you to get what you need.

All of our upholstery kits are hand-crafted right here at MAC's, so you can be sure that all of your items are American made and top-quality.



Our full range of authentic interior fabrics are available by the yard for any project you need material for.

We make everything you need to reupholster your vehicle and we have a complete line of upholstery fasteners. We also carry the tools you'll need to get the job done.

We use a computer-operated cutting machine to ensure precise cuts and employ only experienced cutters and sewers to bring you a superior product.



#### Upholstery Fasteners



Durable



Cinch

#### Hog Ring Pliers



Lift-The-Dot

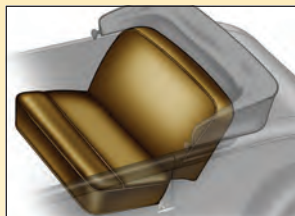


**1930-31 Model A Tudor Sedan Upholstery Kit**




## 1928–31 Roadster and Phaeton Upholstery Kits

These top-quality kits are complete and include everything necessary to reupholster the seat springs of your car. **Our kits include** seat covers sewn as original with stuffed pleats, pipings, etc. subject to what is correct for your car. 30-31 Roadsters include the package tray panels. New padding and batting for seat springs. All installation hardware needed and hog ring pliers. Detailed installation hardware. These are quality kits manufactured using authentic reproduction fabrics or replacement type fabrics.



Typical 1928–29 Roadster



Typical 1930–31 Roadster

Because of the large variety of materials and colors, kits are made to order and are not stocked. Please allow 1–3 weeks for delivery.

**Items not included:** Rumble panels, rumble upholstery, cowl and door panel sets and floor carpets are not included. These items are available and are listed separately in this catalog.

Always confirm your Model A Ford year and body style before ordering, see our Vehicle Identification section.



### Authentic Vinyl

28-29	Roadster .....	<b>UOC10129<sup>Δ</sup></b>	<b>440.95</b>	kit
30-31	Standard Roadster .....	<b>UOC10231<sup>Δ</sup></b>	<b>609.95</b>	kit
30-31	Deluxe Roadster .....	<b>UOC10331<sup>Δ</sup></b>	<b>620.95</b>	kit
28-29	Standard Phaeton .....	<b>UOC110FR29<sup>Δ</sup></b>	<b>889.95</b>	kit
30-31	Standard Phaeton .....	<b>UOC111FR31<sup>Δ</sup></b>	<b>1235.95</b>	kit
1931	Deluxe 2 door Phaeton .....	<b>UOC11331<sup>Δ</sup></b>	<b>1385.95</b>	kit
	Select from black/brown .....	<b>A1</b>		
	brown crush grain .....	<b>N10</b>		
	two-tone brown .....	<b>N8</b>		

### Non-Authentic Vinyl

28-29	Roadster .....	<b>UOC10129<sup>Δ</sup></b>	<b>389.95</b>	kit
30-31	Standard Roadster .....	<b>UOC10231<sup>Δ</sup></b>	<b>529.95</b>	kit
30-31	Deluxe Roadster .....	<b>UOC10331<sup>Δ</sup></b>	<b>538.95</b>	kit
28-29	Standard Phaeton .....	<b>UOC110FR29<sup>Δ</sup></b>	<b>745.95</b>	kit
30-31	Standard Phaeton .....	<b>UOC111FR31<sup>Δ</sup></b>	<b>1059.95</b>	kit
1931	Deluxe 2 door Phaeton .....	<b>UOC11331<sup>Δ</sup></b>	<b>1250.95</b>	kit
	Select from black .....	<b>T10</b>		
	dark brown .....	<b>T12</b>		
	medium gray .....	<b>T13</b>		
	saddle brown .....	<b>T14</b>		
	sandlewood .....	<b>T15</b>		

## 1928–31 Cowl and Door Panel Sets

All panel sets are made from water-resistant panel board that is covered with vinyl and stitched. They are not plain, uncovered cardboard. Installation hardware and illustrated instructions are included. Made in the USA and top quality!

### Kits include:

**Roadster:** cowl panels, door panels, hip panels, windlace and fasteners.

**Phaeton:** cowl panels, door panels, extension panels, hip panels, rear quarter panels, windlace and fasteners.

**Roadster Pickup:** cowl panels, door panels, hip panels, windlace and fasteners.



Typical Roadster Panel Set



Typical Phaeton Panel Set

**Deluxe 2 door Phaeton:** cowl panels, door panels, quarter panels, windlace and fasteners.

**Closed Cab Pickup:** cowl panels, door panels, door post panels, quarter panels (1928–29 only), door header panels, windshield header panels, windlace and fasteners.

**Station Wagon:** cowl panels, windshield header panel and fasteners.

### Authentic Vinyl

28-29	Roadster .....	<b>KP5029<sup>Δ</sup></b>	<b>345.95</b>	set
30-31	Standard Roadster .....	<b>KP5131<sup>Δ</sup></b>	<b>365.95</b>	set
30-31	Deluxe Roadster .....	<b>KP5231<sup>Δ</sup></b>	<b>539.95</b>	set
28-29	Standard Phaeton .....	<b>KP6029<sup>Δ</sup></b>	<b>599.95</b>	set
30-31	Standard Phaeton .....	<b>KP6131<sup>Δ</sup></b>	<b>685.95</b>	set
1931	Deluxe 2 door Phaeton .....	<b>KP7231<sup>Δ</sup></b>	<b>975.95</b>	set
	Select from black/brown .....	<b>A1</b>		
	brown crush grain .....	<b>N10</b>		
	two-tone brown .....	<b>N8</b>		

Always confirm your Model A Ford year and body style before ordering, see our Vehicle Identification section.

### Non-Authentic Vinyl

28-29	Roadster .....	<b>KP5029<sup>Δ</sup></b>	<b>308.95</b>	set
30-31	Standard Roadster .....	<b>KP5131<sup>Δ</sup></b>	<b>309.95</b>	set
30-31	Deluxe Roadster .....	<b>KP5231<sup>Δ</sup></b>	<b>465.95</b>	set
28-29	Standard Phaeton .....	<b>KP6029<sup>Δ</sup></b>	<b>545.95</b>	set
30-31	Standard Phaeton .....	<b>KP6131<sup>Δ</sup></b>	<b>610.95</b>	set
1931	Deluxe 2 door Phaeton .....	<b>KP7231<sup>Δ</sup></b>	<b>755.95</b>	set
	Select from black .....	<b>T10</b>		
	dark brown .....	<b>T12</b>		
	medium gray .....	<b>T13</b>		
	saddle brown .....	<b>T14</b>		
	sandlewood .....	<b>T15</b>		

### Door Edge Protector

30-31	Tan canvas material, keeps tops of doors from getting scratched, fasteners are included but not installed, Standard and Deluxe Roadsters.....	<b>UOC60031<sup>Δ</sup></b>	<b>139.95</b>	pr.
-------	---	-----------------------------	---------------	-----

### Authentic Vinyl



Black/Brown

Brown Crush Grain

Two-Tone Brown

### Non-Authentic Vinyl



Black

Dark Brown

Medium Gray

Saddle

Sandlewood



Because of the size of the kits on this page, additional shipping charges will be incurred.



## 1928-31 Coupe and Cabriolet Upholstery Kits

### Coupe and Cabriolet Upholstery Kits and Details

These top-quality kits are complete and include everything necessary to reupholster the interior of your car.

**Our kits include** seat covers sewn as original with stuffed pleats, pipings, buttons etc subject to what is correct for your car. All new interior panels made from our waterproof board, pre-cut to the proper shape, covered and stitched as original. Headliner made to your bow measurements for accurate fit. Windlace cut and sewn to proper dimensions to match the interior. New padding and batting for seat springs. All installation hardware needed and hog ring pliers. Detailed installation hardware. These are quality kits manufactured using authentic reproduction fabrics or replacement type fabrics.

Because of the large variety of materials and colors, kits are made to order and are not stocked. Please allow 2-4 weeks for delivery.

**Items not included:** Floor carpets are not included but are available on 14. Rubber mats are not included but are available on 253.



Always confirm your  
Model A Ford year  
and body style before  
ordering, see our Vehicle  
Identification section.



Because of the size of these upholstery kits, additional shipping charges will be incurred.

### Model A 1928-31 Coupe Authentic Fabric Combinations

28-29	Standard Coupe .....	<b>UCC20329<sup>A</sup></b>	<b>1499.95</b>	kit
28-29	Sport Coupe * .....	<b>UCC20729<sup>A</sup></b>	<b>1429.95</b>	kit
28-29	Business Coupe * .....	<b>UCC20929<sup>A</sup></b>	<b>1499.95</b>	kit
	Select from blue-gray hairline .....	<b>UA3X1</b>		
	brown check, light headliner .....	<b>UA3X2</b>		
	brown check, dark headliner .....	<b>UA3X3</b>		
	gray check .....	<b>UA3X4</b>		
	small brown check .....	<b>UA3X5</b>		
28-29	Special Coupe .....	<b>UCC22429<sup>A</sup></b>	<b>1499.95</b>	kit
	Select from brown hairline .....	<b>UA5X1</b>		
30-31	Standard Coupe .....	<b>UCC20431<sup>A</sup></b>	<b>1599.95</b>	kit
30-31	Sport Coupe * .....	<b>UCC20831<sup>A</sup></b>	<b>1429.95</b>	kit
30-31	Deluxe Coupe .....	<b>UCC22131<sup>A</sup></b>	<b>1899.95</b>	kit
	Select from brown mohair .....	<b>UA4X1</b>		
	brown bedford cord .....	<b>UA4X2</b>		
	camel mohair .....	<b>UA4X3</b>		
	mocha brown wool .....	<b>UA4X4</b>		
	briar brown wool .....	<b>UA4X5</b>		

### Model A 1929-31 Cabriolet Authentic Fabric Combinations

1929	Cabriolet .....	<b>UCC22729<sup>A</sup></b>	<b>1499.95</b>	kit
1930	Cabriolet .....	<b>UCC227S30<sup>A</sup></b>	<b>1525.95</b>	kit
30-31	Cabriolet .....	<b>UCC22731<sup>A</sup></b>	<b>1525.95</b>	kit
1931	Cabriolet 68C .....	<b>UCC22731C</b>	<b>1525.95</b>	kit
	Select from gray check .....	<b>UA8X1</b>		
	brown bedford cord .....	<b>UA8X2</b>		
	brown bedford cord w/plain .....	<b>UA8X3</b>		

### Model A 1928-31 Coupe Non-Authentic Fabric Combinations

28-29	Standard Coupe .....	<b>UCC20329<sup>A</sup></b>	<b>1235.95</b>	kit
28-29	Sport Coupe * .....	<b>UCC20729<sup>A</sup></b>	<b>1229.95</b>	kit
28-29	Business Coupe * .....	<b>UCC20929<sup>A</sup></b>	<b>1235.95</b>	kit
28-29	Special Coupe .....	<b>UCC22429<sup>A</sup></b>	<b>1235.95</b>	kit
30-31	Standard Coupe .....	<b>UCC20431<sup>A</sup></b>	<b>1399.95</b>	kit
30-31	Sport Coupe * .....	<b>UCC20831<sup>A</sup></b>	<b>1229.95</b>	kit
	Select from tan stripe .....	<b>UA10N7</b>		
	gray check .....	<b>UA10N8</b>		
30-31	Deluxe Coupe .....	<b>UCC22131<sup>A</sup></b>	<b>1599.95</b>	kit
	Select from charcoal .....	<b>UA11N2</b>		
	silver .....	<b>UA11N3</b>		
	brown .....	<b>UA11N4</b>		
	chestnut .....	<b>UA11N5</b>		
	blue .....	<b>UA11N6</b>		

### Model A 1929-31 Cabriolet Non-Authentic Fabric Combinations

1929	Cabriolet .....	<b>UCC22729<sup>A</sup></b>	<b>1349.95</b>	kit
1930	Cabriolet .....	<b>UCC227S30<sup>A</sup></b>	<b>1349.95</b>	kit
30-31	Cabriolet .....	<b>UCC22731<sup>A</sup></b>	<b>1349.95</b>	kit
1931	Cabriolet 68C .....	<b>UCC22731C</b>	<b>1349.95</b>	kit
	Select from tan stripe .....	<b>UA10N7</b>		
	gray check .....	<b>UA10N8</b>		

\*Interior top filler pads not included, but are listed with the Model A Ford 28-31 Closed Car Top Roof Kits on 10

## Pre-Cut Uncovered Panel Sets

Panel sets for the do-it-yourselfer. These are pre-cut panel sets ready to be covered by you in the material of your choice. Precision cut from our 1/8" water resistant panel board used in all of our kits. Only available for the models listed.



Because of the size of these panel sets, additional shipping charges will be incurred.

28-29	Roadster .....	<b>PANEL100<sup>A</sup></b>	<b>115.95</b>	set
28-29	Roadster Pickup .....	<b>PANEL109<sup>A</sup></b>	<b>149.95</b>	set
28-29	Standard and Special Coupe .....	<b>PANEL107<sup>A</sup></b>	<b>239.95</b>	set
28-29	Tudor Sedan .....	<b>PANEL102<sup>A</sup></b>	<b>279.95</b>	set
28-29	Sport Coupe .....	<b>PANEL106<sup>A</sup></b>	<b>229.95</b>	set
28-29	Closed Cab Pickup .....	<b>PANEL108<sup>A</sup></b>	<b>159.95</b>	set
28-29	Rumble panels, Roadster .....	<b>PANEL100RUM<sup>A</sup></b>	<b>98.95</b>	set
28-29	Rumble panels, Coupe Cabriolet .....	<b>PANEL104RUM<sup>A</sup></b>	<b>98.95</b>	set



30-31	Deluxe Roadster .....	<b>PANEL122D<sup>A</sup></b>	<b>145.95</b>	set
30-31	Closed Cab Pickup .....	<b>PANEL133<sup>A</sup></b>	<b>159.95</b>	set
30-31	Standard Roadster .....	<b>PANEL122S<sup>A</sup></b>	<b>139.95</b>	set
30-31	Roadster Pickup .....	<b>PANEL134<sup>A</sup></b>	<b>149.95</b>	set
30-31	Standard and Deluxe Coupe (shown) .....	<b>PANEL129<sup>A</sup></b>	<b>239.95</b>	set
30-31	Tudor Sedan .....	<b>PANEL126<sup>A</sup></b>	<b>279.95</b>	set
30-31	Briggs Fordor .....	<b>PANEL127<sup>A</sup></b>	<b>345.95</b>	set
30-31	Rumble panels, Standard and Deluxe Roadster .....	<b>PANEL122RUM<sup>A</sup></b>	<b>98.95</b>	set
30-31	Rumble panels, Standard Coupe, Deluxe Coupe, Sport Coupe and Cabriolet .....	<b>PANEL129RUM<sup>A</sup></b>	<b>98.95</b>	set
28-29	Murray Fordor .....	<b>PANEL103<sup>A</sup></b>	<b>345.95</b>	set
30-31	Murray Fordor .....	<b>PANEL128<sup>A</sup></b>	<b>345.95</b>	set
30-31	Sport Coupe .....	<b>PANEL132<sup>A</sup></b>	<b>229.95</b>	set





## 1928-31 Tudor and 1931 Victoria Upholstery Kits

### Tudor and Victoria Upholstery Kits and Details

These top-quality kits are complete and include everything necessary to reupholster the interior of your car. **Our kits include:** Seat covers sewn as original with stuffed pleats, pipings, buttons etc subject to what is correct for your car. All new interior panels made from our waterproof board, pre-cut to the proper shape, covered and stitched as original. Headliner made to your bow measurements for accurate fit. Windlace cut and sewn to proper dimensions to match the interior. Rear arm rest covers provided for 30-31 Deluxe Tudor only. New padding and batting for seat springs. All installation hardware needed and hog ring pliers. Detailed installation hardware. These are quality kits manufactured using authentic reproduction fabrics or replacement type fabrics. Because of the large variety of materials and colors, kits are made to order and are not stocked. Please allow 2-4 weeks for delivery.

**Items not included:** Floor carpets are not included but are available on 14. Rubber mats are not included but are available on 253.

Always confirm  
your Model A Ford  
year and body style  
before ordering,  
see our Vehicle  
Identification  
section.



Because of the size of these upholstery kits, additional shipping charges will be incurred.

### Model A 1928-31 Tudor Authentic Fabric Combinations

1928	Standard Tudor .....	<b>UCC20128<sup>A</sup></b>	<b>2575.95</b>	kit
1929	Standard Tudor .....	<b>UCC20129<sup>A</sup></b>	<b>2575.95</b>	kit
30-31	Standard Tudor .....	<b>UCC20231<sup>A</sup></b>	<b>2575.95</b>	kit
	Select from brown check .....	<b>UA6X2</b>		
	gray check .....	<b>UA6X3</b>		
	small brown check .....	<b>UA6X4</b>		
	blue-gray hairline .....	<b>UA6X5</b>		
	brown hairline .....	<b>UA6X6</b>		
30-31	Deluxe Tudor .....	<b>UCC202D31<sup>A</sup></b>	<b>2999.95</b>	kit
	Select from green mohair .....	<b>UA7X1</b>		
	brown bedford cord .....	<b>UA7X2</b>		
	camel mohair .....	<b>UA7X3</b>		
	mocha brown wool .....	<b>UA7X4</b>		
	briar brown wool .....	<b>UA7X5</b>		

### Model A 1928-31 Victoria Authentic Fabric Combinations

30-31	Victoria .....	<b>UCC22631<sup>A</sup></b>	<b>3099.95</b>	kit
	Select from green mohair .....	<b>UA7X1</b>		
	brown bedford cord .....	<b>UA7X2</b>		
	camel mohair .....	<b>UA7X3</b>		
	mocha brown wool .....	<b>UA7X4</b>		
	briar brown wool .....	<b>UA7X5</b>		

### Model A 1928-31 Tudor Non-Authentic Fabric Combinations

1928	Standard Tudor .....	<b>UCC20128<sup>A</sup></b>	<b>2199.95</b>	kit
1929	Standard Tudor .....	<b>UCC20129<sup>A</sup></b>	<b>2199.95</b>	kit
30-31	Standard Tudor .....	<b>UCC20231<sup>A</sup></b>	<b>2199.95</b>	kit
	Select from tan stripe .....	<b>UA10N7</b>		
	gray check .....	<b>UA10N8</b>		
30-31	Deluxe Tudor .....	<b>UCC202D31<sup>A</sup></b>	<b>2535.95</b>	kit
	Select from charcoal .....	<b>UA11N2</b>		
	silver .....	<b>UA11N3</b>		
	brown .....	<b>UA11N4</b>		
	chestnut .....	<b>UA11N5</b>		
	blue .....	<b>UA11N6</b>		

### Model A 1930-31 Victoria Non-Authentic Fabric Combinations

30-31	Victoria .....	<b>UCC22631<sup>A</sup></b>	<b>2649.95</b>	kit
	Select from charcoal .....	<b>UA11N2</b>		
	silver .....	<b>UA11N3</b>		
	brown .....	<b>UA11N4</b>		
	chestnut .....	<b>UA11N5</b>		
	blue .....	<b>UA11N6</b>		

# WORRY-FREE ORDERING

Get a free sample card for your vehicle  
with actual sample materials (swatches)!

Ford Model A Coupe .....	SAMPLE-A1
Ford Model A Tudor, Fordor, Fordor Town Sedan and Victoria .....	SAMPLE-A2
Ford Model A Roadster, Roadster Pickup, Phaeton, Closed Cab Pickup, Station Wagon and Cabriolet .....	SAMPLE-A3



If you order online no charge will show in your shopping cart.

## 1928–31 Fordor and Town Sedan Upholstery Kits, Briggs Body Only

### Fordor Upholstery Kits and Details

These top-quality kits are complete and include everything necessary to reupholster the interior of your car. **Our kits include:** Seat covers sewn as original with stuffed pleats, pipings, buttons etc subject to what is correct for your car. All new interior panels made from our waterproof board, pre-cut to the proper shape, covered and stitched as original. Headliner made to your bow measurements for accurate fit. Windlace cut and sewn to proper dimensions to match the interior. Rear arm rest covers provided subject to what is correct for your car. Center folding arm rest must be ordered separately, see below. New padding and batting for seat springs. All installation hardware needed and hog ring pliers. Detailed installation hardware. These are quality kits manufactured using authentic reproduction fabrics or replacement type fabrics.

### Authentic Fabric Combinations

28-29	Standard Fordor Leatherback.....	<b>UCC22829<sup>Δ</sup></b>	<b>2899.95</b>	kit
1929	Standard Fordor (2 window).....	<b>UCC205B229<sup>Δ</sup></b>	<b>2979.95</b>	kit
30-31	Standard Fordor (2 window).....	<b>UCC205B231<sup>Δ</sup></b>	<b>2979.95</b>	kit
1929	Standard Fordor (3 window).....	<b>UCC205B329<sup>Δ</sup></b>	<b>2979.95</b>	kit
30-31	Standard Fordor (3 window).....	<b>UCC205B331<sup>Δ</sup></b>	<b>2979.95</b>	kit
1931	Standard Slant Windshield Fordor and Town Sedan .....	<b>UCC223S31<sup>Δ</sup></b>	<b>3599.95</b>	kit
	Select from brown check .....	<b>UA6X2</b>		
	gray check .....	<b>UA6X3</b>		
	small brown check.....	<b>UA6X4</b>		
	blue-gray hairline .....	<b>UA6X5</b>		
	brown hairline .....	<b>UA6X6</b>		
1929	Deluxe Fordor (2 window) * .....	<b>UCC222B229<sup>Δ</sup></b>	<b>3599.95</b>	kit
30-31	Deluxe Fordor (2 window) * .....	<b>UCC222B231<sup>Δ</sup></b>	<b>3599.95</b>	kit
1929	Deluxe Fordor (3 window) * .....	<b>UCC222B329<sup>Δ</sup></b>	<b>3599.95</b>	kit
30-31	Deluxe Fordor (3 window) * .....	<b>UCC222B331<sup>Δ</sup></b>	<b>3599.95</b>	kit
	Select from green pullman mohair .....	<b>UA7X1</b>		
	brown bedford cord.....	<b>UA7X2</b>		
	camel pullman mohair.....	<b>UA7X3</b>		
	mocha brown worsted.....	<b>UA7X4</b>		
	briar brown worsted.....	<b>UA7X5</b>		
1929	Deluxe Town Sedan (3 window) * .....	<b>UCC223B329<sup>Δ</sup></b>	<b>3599.95</b>	kit
30-31	Deluxe Town Sedan (3 window) * .....	<b>UCC223B331<sup>Δ</sup></b>	<b>3599.95</b>	kit
1931	Deluxe Slant Windshield Fordor and Town Sedan .....	<b>UCC223A31<sup>Δ</sup></b>	<b>3699.95</b>	kit
	Select from green pullman mohair .....	<b>UA9X1</b>		
	gray check wool .....	<b>UA9X3</b>		
	brown bedford cord.....	<b>UA9X4</b>		
	camel pullman mohair.....	<b>UA9X5</b>		
	brown pullman mohair.....	<b>UA9X6</b>		

*\*If you have a rear center arm rest, these are not included. They are available separately at a cost of \$99.95. Order part number RCAR.*

Because of the large variety of materials and colors, kits are made to order and are not stocked. Please allow 2–4 weeks for delivery.

**Items not included:** Fordor rear center folding arm rest is not included and must be ordered separately. See footnote at the bottom of the page for details. Floor carpets are not included but are available on 14. Rubber mats are not included but are available on 253.

**Always confirm your Model A Ford year and body style before ordering, see our Vehicle Identification section. Please note the difference in material cost some combinations may be priced higher.**



### Non-Authentic Fabric Combinations

28-29	Standard Fordor Leatherback.....	<b>UCC22829<sup>Δ</sup></b>	<b>2349.95</b>	kit
1929	Standard Fordor (2 window).....	<b>UCC205B229<sup>Δ</sup></b>	<b>2489.95</b>	kit
30-31	Standard Fordor (2 window).....	<b>UCC205B231<sup>Δ</sup></b>	<b>2489.95</b>	kit
1929	Standard Fordor (3 window).....	<b>UCC205B329<sup>Δ</sup></b>	<b>2489.95</b>	kit
30-31	Standard Fordor (3 window).....	<b>UCC205B331<sup>Δ</sup></b>	<b>2489.95</b>	kit
1931	Standard Slant Windshield Fordor and Town Sedan .....	<b>UCC223S31<sup>Δ</sup></b>	<b>3059.95</b>	kit
	Select from tan stripe .....	<b>UA10N7</b>		
	gray check .....	<b>UA10N8</b>		
1929	Deluxe Fordor (2 window).....	<b>UCC222B229<sup>Δ</sup></b>	<b>3059.95</b>	kit
30-31	Deluxe Fordor (2 window) * .....	<b>UCC222B231<sup>Δ</sup></b>	<b>3059.95</b>	kit
1929	Deluxe Fordor (3 window) * .....	<b>UCC222B329<sup>Δ</sup></b>	<b>3059.95</b>	kit
30-31	Deluxe Fordor (3 window) * .....	<b>UCC222B331<sup>Δ</sup></b>	<b>3059.95</b>	kit
1929	Deluxe Town Sedan (3 window) * .....	<b>UCC223B329<sup>Δ</sup></b>	<b>3059.95</b>	kit
30-31	Deluxe Town Sedan (3 window) * .....	<b>UCC223B331<sup>Δ</sup></b>	<b>3059.95</b>	kit
1931	Deluxe Slant Windshield Fordor and Town Sedan .....	<b>UCC223A31<sup>Δ</sup></b>	<b>3075.95</b>	kit
	Select from charcoal .....	<b>UA11N2</b>		
	silver .....	<b>UA11N3</b>		
	brown .....	<b>UA11N4</b>		
	chestnut .....	<b>UA11N5</b>		
	blue .....	<b>UA11N6</b>		

*\*If you have a rear center arm rest, these are not included. They are available separately at a cost of \$99.95. Order part number RCAR.*



**Because of the size of these upholstery kits, additional shipping charges will be incurred.**

## How To Tell A Briggs From A Murray...

The difference between a Briggs and a Murray can be seen in the door windows. The tops of the windows are straight in a Briggs and arched in a Murray.



Murray: arched top of door window opening



Briggs: straight top of door window opening






## 1928-31 Fordor and Town Sedan Upholstery Kits, Murray Body Only

### Fordor Upholstery Kits and Details

These top-quality kits are complete and include everything necessary to reupholster the interior of your car. **Our kits include:** Seat covers sewn as original with stuffed pleats, pipings, buttons etc subject to what is correct for your car. All new interior panels made from our waterproof board, pre-cut to the proper shape, covered and stitched as original. Headliner made to your bow measurements for accurate fit. Windlace cut and sewn to proper dimensions to match the interior. Rear arm rest covers provided subject to what is correct for your car. Center folding arm rest must be ordered separately, see below. New padding and batting for seat springs. All installation hardware needed and hog ring pliers. Detailed installation hardware. These are quality kits manufactured using authentic reproduction fabrics or replacement type fabrics.

Because of the large variety of materials and colors, kits are made to order and are not stocked. Please allow 2-4 weeks for delivery. **Items not included:** Floor carpets are not included but are available on 14. Rubber mats are not included but are available on 253.



**Always confirm your Model A Ford year and body style before ordering, see our Vehicle Identification section.**

### Authentic Fabric Combinations

1929	Standard Fordor (2 window) .....	<b>UCC205M229</b> <sup>Δ</sup>	<b>2979.95</b>	kit
30-31	Standard Fordor (2 window) .....	<b>UCC205M231</b> <sup>Δ</sup>	<b>2979.95</b>	kit
1929	Standard Fordor (3 window) .....	<b>UCC205M329</b> <sup>Δ</sup>	<b>2979.95</b>	kit
30-31	Standard Fordor (3 window) .....	<b>UCC205M331</b> <sup>Δ</sup>	<b>2979.95</b>	kit
1931	Standard Slant Windshield Fordor and Town Sedan .....	<b>UCC223S31</b> <sup>Δ</sup>	<b>3599.95</b>	kit
	Select from brown check, light headliner .....	<b>UA6X2</b>		
	gray check .....	<b>UA6X3</b>		
	small brown check .....	<b>UA6X4</b>		
	blue-gray hairline .....	<b>UA6X5</b>		
	brown hairline .....	<b>UA6X6</b>		
1929	Deluxe Fordor (2 window) * .....	<b>UCC222M229</b> <sup>Δ</sup>	<b>3599.95</b>	kit
30-31	Deluxe Fordor (2 window) * .....	<b>UCC222M231</b> <sup>Δ</sup>	<b>3599.95</b>	kit
1929	Deluxe Fordor (3 window) * .....	<b>UCC222M329</b> <sup>Δ</sup>	<b>3599.95</b>	kit
30-31	Deluxe Fordor (3 window) * .....	<b>UCC222M331</b> <sup>Δ</sup>	<b>3599.95</b>	kit
	Select from green pullman mohair .....	<b>UA7X1</b>		
	brown bedford cord .....	<b>UA7X2</b>		
	camel pullman mohair .....	<b>UA7X3</b>		
	mocha brown wool .....	<b>UA7X4</b>		
	briar brown wool .....	<b>UA7X5</b>		
1929	Deluxe Town Sedan (3 window) * .....	<b>UCC223M329</b> <sup>Δ</sup>	<b>3599.95</b>	kit
30-31	Deluxe Town Sedan (3 window) * .....	<b>UCC223M331</b> <sup>Δ</sup>	<b>3599.95</b>	kit
1931	Deluxe Slant Windshield Fordor and Town Sedan, Murray .....	<b>UCC223A31</b> <sup>Δ</sup>	<b>3699.95</b>	kit
	Select from green pullman mohair .....	<b>UA9X1</b>		
	gray check .....	<b>UA9X3</b>		
	brown bedford cord .....	<b>UA9X4</b>		
	camel pullman mohair .....	<b>UA9X5</b>		
	brown pullman mohair .....	<b>UA9X6</b>		

### Non-Authentic Fabric Combinations

1929	Standard Fordor (2 window) .....	<b>UCC205M229</b> <sup>Δ</sup>	<b>2489.95</b>	kit
30-31	Standard Fordor (2 window) .....	<b>UCC205M231</b> <sup>Δ</sup>	<b>2489.95</b>	kit
1929	Standard Fordor (3 window) .....	<b>UCC205M329</b> <sup>Δ</sup>	<b>2489.95</b>	kit
30-31	Standard Fordor (3 window) .....	<b>UCC205M331</b> <sup>Δ</sup>	<b>2489.95</b>	kit
1931	Standard Slant Windshield Fordor and Town Sedan .....	<b>UCC223S31</b> <sup>Δ</sup>	<b>3059.95</b>	kit
	Select from tan stripe combination .....	<b>UA10N7</b>		
	gray check combination .....	<b>UA10N8</b>		
1929	Deluxe Fordor (2 window) * .....	<b>UCC222M229</b> <sup>Δ</sup>	<b>3059.95</b>	kit
30-31	Deluxe Fordor (2 window) * .....	<b>UCC222M231</b> <sup>Δ</sup>	<b>3059.95</b>	kit
1929	Deluxe Fordor (3 window) ** .....	<b>UCC222M329</b> <sup>Δ</sup>	<b>3059.95</b>	kit
30-31	Deluxe Fordor (3 window) ** .....	<b>UCC222M331</b> <sup>Δ</sup>	<b>3059.95</b>	kit
1929	Deluxe Town Sedan (3 window) ** .....	<b>UCC223M329</b> <sup>Δ</sup>	<b>3059.95</b>	kit
30-31	Deluxe Town Sedan (3 window) ** .....	<b>UCC223M331</b> <sup>Δ</sup>	<b>3059.95</b>	kit
1931	Deluxe Slant Windshield Fordor and Town Sedan .....	<b>UCC223A31</b> <sup>Δ</sup>	<b>3075.95</b>	kit
	Select from charcoal combination .....	<b>UA11N2</b>		
	silver combination .....	<b>UA11N3</b>		
	brown combination .....	<b>UA11N4</b>		
	chestnut combination .....	<b>UA11N5</b>		
	blue combination .....	<b>UA11N6</b>		

**\*If you have a rear center arm rest, these are not included. They are available separately at a cost of \$99.95. Order part number RCAR.**



**Because of the size of these upholstery kits, additional shipping charges will be incurred.**

**ORDER A  
FREE  
SAMPLE CARD**

See 6



### Rear Side Arm Rest Assembly

Complete and ready for your upholstery.



29-31	Fordor, Deluxe Tudors, Sedans and Victoria, not for Slant Windshield models .....	<b>A56666</b> <sup>Δ</sup>	<b>138.99</b>	pair
-------	---	----------------------------	---------------	------

## 1928–31 Pickup, Roadster Pickup, Station Wagon, and Delivery Upholstery Kits

These top-quality kits are complete and include everything necessary to reupholster the seat springs of your car. **Our kits include** seat covers sewn as original with stuffed pleats, pipings, etc. subject to what is correct for your car. New padding and batting for seat springs. All installation hardware needed and hog ring pliers. Detailed installation hardware. These are quality kits manufactured using authentic reproduction fabrics or replacement type fabrics.

Because of the large variety of materials and colors, kits are made to order and are not stocked. Please allow 1–3 weeks for delivery.

**Items not included:** Cowl and door panel sets are not included. These items are available and are listed separately in this catalog.

**Always confirm your Model A Ford year and body style before ordering, see our Vehicle Identification section.**

### Authentic Vinyl

28-29	Roadster Pickup .....	<b>UOC10429<sup>Δ</sup></b>	<b>355.95</b>	kit
28-29	Closed Cab Pickup and AA Truck .....	<b>UCC33029<sup>Δ</sup></b>	<b>354.95</b>	kit
28-31	Sedan Delivery .....	<b>UCC20031<sup>Δ</sup></b>	<b>499.95</b>	kit
29-31	Station Wagon, contains front, jump and rear seats .....	<b>UOC11431<sup>Δ</sup></b>	<b>1459.95</b>	kit
30-31	Roadster Pickup .....	<b>UOC10531<sup>Δ</sup></b>	<b>355.95</b>	kit
30-31	Deluxe Delivery .....	<b>UCC13031<sup>Δ</sup></b>	<b>499.95</b>	kit
30-M31	Closed Cab Pickup and AA Truck .....	<b>UCC33131<sup>Δ</sup></b>	<b>354.95</b>	kit
L31	Closed Cab Pickup and AA Truck .....	<b>UCC33131L<sup>Δ</sup></b>	<b>354.95</b>	kit
	Add color to part numbers above, e.g.: <b>UOCxxxx-A1</b>			
	black/brown vinyl .....	<b>-A1</b>		
	brown crush grain vinyl .....	<b>-N10</b>		
	two-tone brown vinyl .....	<b>-N8</b>		

### Non-Authentic Vinyl

28-29	Roadster Pickup .....	<b>UOC10429<sup>Δ</sup></b>	<b>309.95</b>	kit
28-29	Closed Cab Pickup and AA Truck .....	<b>UCC33029<sup>Δ</sup></b>	<b>309.95</b>	kit
28-31	Sedan Delivery .....	<b>UCC20031<sup>Δ</sup></b>	<b>425.95</b>	kit
29-31	Station Wagon, contains front, jump and rear seats .....	<b>UOC11431<sup>Δ</sup></b>	<b>1145.95</b>	kit
30-31	Roadster Pickup .....	<b>UOC10531<sup>Δ</sup></b>	<b>309.95</b>	kit
30-M31	Closed Cab Pickup and AA Truck .....	<b>UCC33131<sup>Δ</sup></b>	<b>309.95</b>	kit
L31	Closed Cab Pickup and AA Truck .....	<b>UCC33131L<sup>Δ</sup></b>	<b>309.95</b>	kit
	Add colors to part number above, e.g. <b>UCCxxxx-T10</b>			
	black vinyl .....	<b>T10</b>		
	dark brown vinyl .....	<b>T12</b>		
	medium gray vinyl .....	<b>T13</b>		
	saddle brown vinyl .....	<b>T14</b>		
	sandlewood vinyl .....	<b>T15</b>		

## 1928–31 Cowl and Door Panel Sets

All panel sets are made from water-resistant panel board that is covered with vinyl and stitched. They are not plain, uncovered cardboard. Installation hardware and illustrated instructions are included. Made in the USA and top quality!

### Sets Include:

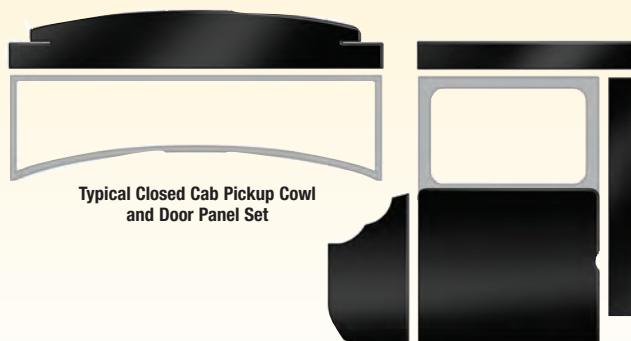
**Roadster Pickup:** cowl panels, door panels, hip panels, windlace and fasteners.

**Deluxe 2 door Phaeton:** cowl panels, door panels, quarter panels, windlace and fasteners.

**Closed Cab Pickup:** cowl panels, door panels, door post panels, quarter panels (1928–29 only), door header panels, windshield header panels, windlace and fasteners.

**Station Wagon:** cowl panels, windshield header panel and fasteners.

**Always confirm your Model A Ford year and body style before ordering, see our Vehicle Identification section.**



Typical Closed Cab Pickup Cowl and Door Panel Set

**Additional yardage of vinyl-covered windlace that matches these kits is listed under the Upholstery and Roofing Supplies heading in this section.**



**Because of the size of these panel sets, additional shipping charges will be incurred.**

### Authentic Vinyl

28-29	Roadster Pickup .....	<b>KP5329<sup>Δ</sup></b>	<b>389.95</b>	set
30-31	Roadster Pickup .....	<b>KP5431<sup>Δ</sup></b>	<b>389.95</b>	set
28-29	Closed Cab Pickup and AA Truck .....	<b>KP7029<sup>Δ</sup></b>	<b>489.95</b>	set
30-31	Closed Cab Pickup and AA Truck .....	<b>KP7131<sup>Δ</sup></b>	<b>489.95</b>	set
1929	Station Wagon .....	<b>KP6329<sup>Δ</sup></b>	<b>109.95</b>	set
30-31	Station Wagon .....	<b>KP6331<sup>Δ</sup></b>	<b>109.95</b>	set
30-31	Sedan Delivery .....	<b>KP20031<sup>Δ</sup></b>	<b>565.95</b>	set
	Select from black/brown vinyl .....	<b>A1</b>		
	brown crush grain vinyl .....	<b>N10</b>		
	two-tone brown vinyl .....	<b>N8</b>		

### Non-Authentic Vinyl

28-29	Roadster Pickup .....	<b>KP5329<sup>Δ</sup></b>	<b>325.95</b>	set
30-31	Roadster Pickup .....	<b>KP5431<sup>Δ</sup></b>	<b>325.95</b>	set
28-29	Closed Cab Pickup and AA Truck .....	<b>KP7029<sup>Δ</sup></b>	<b>405.95</b>	set
30-31	Closed Cab Pickup and AA Truck .....	<b>KP7131<sup>Δ</sup></b>	<b>405.95</b>	set
1929	Station Wagon .....	<b>KP6329<sup>Δ</sup></b>	<b>95.95</b>	set
30-31	Station Wagon .....	<b>KP6331<sup>Δ</sup></b>	<b>95.95</b>	set
30-31	Sedan Delivery .....	<b>KP20031<sup>Δ</sup></b>	<b>470.95</b>	set
	Select from black vinyl .....	<b>T10</b>		
	dark brown vinyl .....	<b>T12</b>		
	medium gray vinyl .....	<b>T13</b>		
	saddle brown vinyl .....	<b>T14</b>		
	sandlewood vinyl .....	<b>T15</b>		

## Authentic Vinyl




Black/Brown

Brown Crush Grain

Two-Tone Brown

## Non-Authentic Vinyl



Black

Dark Brown

Medium Gray

Saddle

Sandlewood





## 1928-31 Closed Car Top Roof Kits

CARTOUCHE™ brand top kits are manufactured to original factory specs using the most authentic materials available. Instructions are included with every kit. With thousands of our premium quality tops already installed on cars all around the world, you can be assured of the fit, appearance, and durability you want for your restoration.

### Kits include:

**Closed Cab Pickup:** top deck, padding, black lining, sealant, welting trim, tacks and complete instructions. Top wood bows were originally painted black and left exposed.

**Sport and Business Coupe:** top deck, rear curtain, rear apron, bow covering, straps, padding, welting, trim, tips, tacks and complete instructions. The original type rear window top filler pads and tack rail fasteners are not included. You must install the rear window into curtain. Use your old metal framed glass window or purchase a new one. The rear window is installed during installation by the customer. Top filler pads are listed below, to the right. The side oval window on Business Coupes is not included and fabric is not cut. Top wood bows are covered, but still exposed.

**Standard and Deluxe Coupe, Fordor, Town Sedans and Tudor:** top material, padding, sealant, welting trim, tacks and complete instructions. Cobra long grain is the only material choice.

**Special Coupe:** top deck, rear section, padding, sealant, welting trim, and tacks.

**Cabriolet:** main top deck, rear curtain, rear apron, bow covering, top pads, trim, tacks and complete instructions. The tack rail fasteners are not included. You must install the rear window into curtain. Use your old metal framed glass window or purchase a new one.

**Leatherback:** top deck, rear section, padding, sealant, welting trim, and tacks.

**Station Wagon:** top deck, padding, black lining, sealant, welting trim, tacks and complete instructions. Top wood was originally varnished and left exposed.

## 1928-31 CLOSED CAR TOP FILLER PAD SETS

Top filler pads are a necessary part of a Sport or Business Coupe top. The pad color should match the top roof color. These are not included in the roof kits.

28-29	Top filler pad set, black.....	ATP/CCK29 <sup>Δ</sup>	399.95	set
28-29	Top filler pad set, tan.....	ATP/CCN29 <sup>Δ</sup>	399.95	set
30-31	Top filler pad set, black.....	ATP/CCK31 <sup>Δ</sup>	399.95	set
30-31	Top filler pad set, tan.....	ATP/CCN31 <sup>Δ</sup>	399.95	set

## 1928-31 Vinyl Covered Cowl Panels

Cowl panels are made from water resistant panel board, covered in authentic type vinyl and stitched. Available in three colors: N10, A1, and N8. See color choices on 9.

28-29	Roadster and Phaeton.....	A35270AR-A1 <sup>Δ</sup>	9.99	pair
30-31	Roadster and Phaeton .....	A35270C-A1 <sup>Δ</sup>	63.95	pair
28-29	Coupe and Tudor .....	A45270AR-A1 <sup>Δ</sup>	12.99	pair
30-31	Coupe, Cabriolet, Tudor, Fordor, P/U .....	A45270B-A1 <sup>Δ</sup>	63.95	pair
30-31	SW Fordor and Vicky .....	A45270H-A1 <sup>Δ</sup>	63.95	pair
28-29	Fordor and Cabriolet.....	A60270CR-A1 <sup>Δ</sup>	69.95	pair
28-29	Roadster and Phaeton .....	A35270AR-N8 <sup>Δ</sup>	63.95	pair
30-31	Roadster and Phaeton .....	A35270C-N8 <sup>Δ</sup>	63.95	pair
28-29	Coupe and Tudor .....	A45270AR-N8 <sup>Δ</sup>	63.95	pair
30-31	Coupe, Cabriolet, Tudor, Fordor, P/U .....	A45270B-N8 <sup>Δ</sup>	63.95	pair
30-31	SW Fordor and Vicky .....	A45270H-N8 <sup>Δ</sup>	5.99	pair
28-29	Fordor and Cabriolet.....	A60270CR-N8 <sup>Δ</sup>	63.95	pair
28-29	Roadster and Phaeton .....	A35270AR-N10 <sup>Δ</sup>	63.95	pair
30-31	Roadster and Phaeton .....	A35270C-N10 <sup>Δ</sup>	63.95	pair
28-29	Coupe and Tudor .....	A45270AR-N10 <sup>Δ</sup>	63.95	pair
30-31	Coupe, Cabriolet, Tudor, Fordor, P/U .....	A45270B-N10 <sup>Δ</sup>	63.95	pair
30-31	SW Fordor and Vicky .....	A45270H-N10 <sup>Δ</sup>	63.95	pair
28-29	Fordor and Cabriolet.....	A60270CR-N10 <sup>Δ</sup>	63.95	pair

28-31	Coupe, cobra long grain * .....	RCK131 <sup>Δ</sup>	125.95	kit
28-31	3-window Fordor and Town Sedan, cobra long grain .....	849225 <sup>Δ</sup>	129.95	kit
28-31	2-window Tudor, 28-29 Fordor, cobra long grain .....	849243 <sup>Δ</sup>	129.95	kit
28-29	Business Coupe, colonial .....	ATRK/C4B29-3B <sup>Δ</sup>	585.95	kit
28-29	Business Coupe, cobra short grain.....	ATRK/C4B29-4B <sup>Δ</sup>	585.95	kit
28-29	Business Coupe, tan canvas .....	ATRK/C4A29-1A <sup>Δ</sup>	649.95	kit
28-29	Business Coupe, black canvas.....	ATRK/C4A29-2A <sup>Δ</sup>	929.95	kit
28-29	Special Coupe, cobra long grain * .....	ATRK/C729 <sup>Δ</sup>	269.95	kit
28-29	Leatherback 60B, black pebble grain (Note: not correct but will fit 60A) .....	RCK2LB29 <sup>Δ</sup>	319.95	kit
28-31	Closed Cab Pickup and AA Truck, cobra long grain.....	ATRK/C15B31 <sup>Δ</sup>	134.95	kit
28-31	Sport Coupe, colonial * .....	ATRK/C3B31-3B <sup>Δ</sup>	585.95	kit
28-31	Sport Coupe, short grain cobra * .....	ATRK/C3B31-4B <sup>Δ</sup>	585.95	kit
28-31	Sport Coupe, tan canvas * .....	ATRK/C3A31-1A <sup>Δ</sup>	649.95	kit
28-31	Sport Coupe, black canvas * .....	ATRK/C3A31-2A <sup>Δ</sup>	929.95	kit
1929	Cabriolet, tan canvas.....	ATRK/1229 <sup>Δ</sup>	799.95	kit
29-31	Station Wagon, cobra long grain.....	ATRK/1131 <sup>Δ</sup>	215.95	kit
30-31	2 window Fordor, cobra long grain .....	RCK231 <sup>Δ</sup>	135.95	kit
30-31	Cabriolet, straight windshield, tan canvas * .....	ATRK/1231 <sup>Δ</sup>	799.95	kit
L31	Cabriolet 68C, Slant Windshield, tan canvas .....	ATRK/12C31 <sup>Δ</sup>	799.95	kit

\*see Body Identification Illustration chart for details.

## Closed Car Top Roof Kit Color Choices



## 1928-31 ABS Plastic Cowl Panels

Cowl panels molded from black ABS plastic. 1928-29 have a "leather texture" grain and 1930-31 have a "chicken track" grain. A quality product, but not manufactured by Cartouche.

28-29	Phaeton .....	A270CPA <sup>Δ</sup>	119.99	pair
28-29	Roadster .....	A270CPB <sup>Δ</sup>	114.99	pair
28-29	Briggs Leatherback .....	A270CPC <sup>Δ</sup>	111.99	pair
28-29	Fordor Sedan .....	A270CPD <sup>Δ</sup>	111.99	pair
1929	Station Wagon .....	A270CPE <sup>Δ</sup>	114.99	pair
28-29	Closed Cab Pickup .....	A270CPF <sup>Δ</sup>	119.99	pair
28-29	Roadster Pickup .....	A270CPG <sup>Δ</sup>	114.99	pair
1931	Slant W/S Fordor .....	A270CPH <sup>Δ</sup>	111.99	pair
30-31	Standard Phaeton .....	A270CPI <sup>Δ</sup>	111.99	pair
30-31	A400 Convertible Sedan .....	A270CPJ <sup>Δ</sup>	111.99	pair
30-31	Station Wagon .....	A270CPK <sup>Δ</sup>	119.99	pair
30-31	Roadster .....	A270CPL <sup>Δ</sup>	119.99	pair
30-31	Coupe .....	A270CPM <sup>Δ</sup>	119.99	pair
30-31	Fordor and Town Sedan .....	A270CPN <sup>Δ</sup>	119.99	pair

## 1928–31 Open Car Top Roof Kits

### Roadster, Roadster Pickup and Phaeton Top Roof Kits and Details

All CARTOUCHE™ open car top roof kits include all the fabric parts needed to replace your old top. Everything is cut and stitched to fit the original type top iron and bow assembly. They include the main top deck, rear curtain, rear extensions or gypsy wings, bow covering, front windbreaker, straps, fasteners for the top, welting trim, tips, tacks and complete instructions.

**Rear Window Information:** Roadster and Phaeton rear curtains do NOT have a window installed. You must use your old metal-framed glass window or purchase a new one (listed under the Rear Window Frames heading in this section).

#### Tan Canvas Material

28-29	Roadster .....	ATRK/1A29-1A <sup>Δ</sup>	645.95	kit
28-29	Roadster, Shay reproduction model only .....	ATRK/1A29S-1A <sup>Δ</sup>	799.95	kit
28-29	Roadster Pickup, Shay reproduction model only .....	ATRK/4A29S-1A <sup>Δ</sup>	735.95	kit
30-31	Standard Roadster .....	ATRK/2A31-1A <sup>Δ</sup>	645.95	kit
30-31	Deluxe Roadster .....	ATRK/3A31-1A <sup>Δ</sup>	679.95	kit
28-31	Standard Phaeton .....	ATRK/8A31-1A <sup>Δ</sup>	999.95	kit
28-29	Roadster Pickup .....	ATRK/4A29-1A <sup>Δ</sup>	545.95	kit
30-31	Roadster Pickup .....	ATRK/5A31-1A <sup>Δ</sup>	639.95	kit
30-31	Deluxe 2 door Phaeton .....	ATRK/10A31-1A <sup>Δ</sup>	975.95	kit

#### Black Canvas Material

28-29	Roadster .....	ATRK/1A29-2A <sup>Δ</sup>	799.95	kit
28-29	Roadster, Shay reproduction model only .....	ATRK/1A29S-2A <sup>Δ</sup>	645.95	kit
28-29	Roadster Pickup, Shay reproduction model only .....	ATRK/4A29S-2A <sup>Δ</sup>	635.95	kit
30-31	Standard Roadster .....	ATRK/2A31-2A <sup>Δ</sup>	799.95	kit
30-31	Deluxe Roadster .....	ATRK/3A31-2A <sup>Δ</sup>	825.95	kit
28-31	Standard Phaeton .....	ATRK/8A31-2A <sup>Δ</sup>	1175.95	kit
28-29	Roadster Pickup .....	ATRK/4A29-2A <sup>Δ</sup>	735.95	kit
30-31	Roadster Pickup .....	ATRK/5A31-2A <sup>Δ</sup>	799.95	kit
30-31	Deluxe 2 door Phaeton .....	ATRK/10A31-2A <sup>Δ</sup>	1135.95	kit

The rear window is installed by the customer. However, 1928–31 Roadster Pickups have a clear plastic window sewn into the rear curtain.

**Items Not Included:** Top pads, which are necessary, are not included. They must be ordered separately and are listed below.

Tack rail fasteners, which affix to the body, are not included. They are available as fastener sets or as individual pieces and are listed under the various Fastener headings in this section.



#### Colonial Grain Vinyl Material


28-29	Roadster .....	ATRK/1B29-3B <sup>Δ</sup>	459.95	kit
28-29	Roadster, Shay reproduction model only .....	ATRK/1B29S-3B <sup>Δ</sup>	459.95	kit
28-29	Roadster Pickup, Shay reproduction model only .....	ATRK/4B29S-3B <sup>Δ</sup>	470.95	kit
30-31	Standard Roadster .....	ATRK/2B31-3B <sup>Δ</sup>	459.95	kit
30-31	Deluxe Roadster .....	ATRK/3B31-3B <sup>Δ</sup>	475.95	kit
28-31	Standard Phaeton .....	ATRK/8B31-3B <sup>Δ</sup>	679.95	kit
28-29	Roadster Pickup .....	ATRK/4B29-3B <sup>Δ</sup>	470.95	kit
30-31	Roadster Pickup .....	ATRK/5B31-3B <sup>Δ</sup>	475.95	kit
30-31	Deluxe 2 door Phaeton .....	ATRK/10B31-3B <sup>Δ</sup>	795.95	kit

#### Cobra Short Grain Vinyl Material

28-29	Roadster .....	ATRK/1B29-4B <sup>Δ</sup>	459.95	kit
28-29	Roadster, Shay reproduction model only .....	ATRK/1B29S-4B <sup>Δ</sup>	459.95	kit
28-29	Roadster Pickup, Shay reproduction model only .....	ATRK/4B29S-4B <sup>Δ</sup>	470.95	kit
30-31	Standard Roadster .....	ATRK/2B31-4B <sup>Δ</sup>	459.95	kit
30-31	Deluxe Roadster .....	ATRK/3B31-4B <sup>Δ</sup>	475.95	kit
28-31	Standard Phaeton .....	ATRK/8B31-4B <sup>Δ</sup>	679.95	kit
28-29	Roadster Pickup .....	ATRK/4B29-4B <sup>Δ</sup>	470.95	kit
30-31	Roadster Pickup .....	ATRK/5B31-4B <sup>Δ</sup>	475.95	kit
30-31	Deluxe 2 door Phaeton .....	ATRK/10B31-4B <sup>Δ</sup>	795.95	kit

## Open Car Color Choices

Four types of material are available for open car top roof kits, top boots, and side curtain sets. The material for all three should match.



Tan Canvas

Black Canvas

Colonial Grain

Cobra Short Grain

## 1928–31 OPEN CAR TOP PADS

Top pad color should match the top roof kit color and are necessary to install the top roof kits listed above. (Not included in top roof kits)

28-31	Roadster and Roadster Pickup, black .....	TPT27 <sup>Δ</sup>	56.95	pr.
28-31	Roadster and Roadster Pickup, tan .....	ATP/RN31 <sup>Δ</sup>	59.95	pr.
28-31	Phaeton, black .....	TPT27 <sup>Δ</sup>	74.95	pr.
28-31	Phaeton, tan .....	ATP/TN31 <sup>Δ</sup>	80.95	pr.

## 1928–31 Open Car Top Boots

Top boots will help in keeping dirt and dust from collecting in your top while driving with the roof down. The open car top boot slips over your top irons and top. It is a snug-fitting, dressy cover for the top, when it is folded down. Each boot contains the complete bound and stitched boot and most

fasteners that attach to the boot are installed. Fasteners which affix to the body are also included. Straps, however, are not, but are available under the Assist Straps and Hardware heading in this section.

#### Tan Canvas Material

28-29	Roadster .....	ATBR/1A29-1A <sup>Δ</sup>	359.95	ea.
30-31	Standard Roadster .....	ATBR/2A31-1A <sup>Δ</sup>	359.95	ea.
30-31	Roadster .....	ATBR/3A31-1A <sup>Δ</sup>	275.95	ea.
28-31	Standard Phaeton .....	ATBT/2A31-1A <sup>Δ</sup>	445.95	ea.
30-31	Deluxe Phaeton .....	ATBT/3A31-1A <sup>Δ</sup>	365.95	ea.
30-31	Cabriolet .....	ATBC/4A31-1A <sup>Δ</sup>	475.95	ea.

#### Black Canvas Material

28-29	Roadster .....	ATBR/1A29-2A <sup>Δ</sup>	459.95	ea.
30-31	Deluxe Roadster .....	ATBR/2A31-2A <sup>Δ</sup>	459.95	ea.
30-31	Standard Roadster .....	ATBR/3A31-2A <sup>Δ</sup>	359.95	ea.
28-31	Standard Phaeton .....	ATBT/2A31-2A <sup>Δ</sup>	545.95	ea.
30-31	Deluxe Phaeton .....	ATBT/3A31-2A <sup>Δ</sup>	445.95	ea.

#### Colonial Grain Vinyl Material

28-29	Roadster .....	ATBR/1B29-3B <sup>Δ</sup>	275.95	ea.
30-31	Deluxe Roadster .....	ATBR/2B31-3B <sup>Δ</sup>	275.95	ea.
30-31	Standard Roadster .....	ATBR/3B31-3B <sup>Δ</sup>	275.95	ea.
28-31	Standard Phaeton .....	ATBT/2B31-3B <sup>Δ</sup>	365.95	ea.
30-31	Deluxe Phaeton .....	ATBT/3B31-3B <sup>Δ</sup>	545.95	ea.

#### Cobra Short Grain Vinyl Material

28-29	Roadster .....	ATBR/1B29-4B <sup>Δ</sup>	275.95	ea.
30-31	Deluxe Roadster .....	ATBR/2B31-4B <sup>Δ</sup>	275.95	ea.
30-31	Standard Roadster .....	ATBR/3B31-4B <sup>Δ</sup>	275.95	ea.
28-31	Standard Phaeton .....	ATBT/2B31-4B <sup>Δ</sup>	365.95	ea.
30-31	Deluxe Phaeton .....	ATBT/3B31-4B <sup>Δ</sup>	365.95	ea.

## Storage Bags



28-31 Top boot storage bag, tan canvas material FA259<sup>Δ</sup> ..... **83.95** ea.

28-31 Top boot storage bag, black vinyl material FA257<sup>ΔΔ</sup> ..... **57.95** ea.



## 1928-31 Side Curtain Sets

**Set Contents:** All side curtains are neatly bound and all fasteners that affix to the side curtains are included, but not installed. Complete instructions are included. All sets are made in the USA and top quality!

**Window Information:** All side curtain windows are sewn-in clear vinyl. They are sized and positioned like the originals.



Typical Phaeton




Typical Roadster and Roadster Pickup

**Items Not Included:** Fasteners that affix to the body, top iron assembly, windshield and side curtain support rods are not included. They are available as fastener sets or as individual pieces and are listed under the various Fastener headings in this section.

### Side Curtain Storage Bag

28-31 Sized to hold the side curtains without being folded, heavy-duty brown vinyl, does not fit 180A Deluxe 2 door Phaeton.. **RFP114<sup>Δ</sup> 65.95**



#### Tan Canvas Material

28-29	Roadster .....	<b>A701SCR1A29-1A<sup>Δ</sup></b>	<b>739.95</b>	set
28-29	Roadster, Shay reproduction model only.....	<b>A701SCR1A29S-1A<sup>Δ</sup></b>	<b>799.95</b>	set
30-31	Standard Roadster .....	<b>A701SCR3A31-1A<sup>Δ</sup></b>	<b>745.95</b>	set
30-31	Deluxe Roadster .....	<b>A701SCR2A31-1A<sup>Δ</sup></b>	<b>745.95</b>	set
28-29	Standard Phaeton .....	<b>A701SCT4A29-1A<sup>Δ</sup></b>	<b>999.95</b>	set
30-31	Standard Phaeton .....	<b>A701SCT5A31-1A<sup>Δ</sup></b>	<b>999.95</b>	set
30-31	Deluxe 2 door Phaeton .....	<b>A701SCW10A31-1A<sup>Δ</sup></b>	<b>999.95</b>	set
28-29	Roadster Pickup .....	<b>A701SCP7A29-1A<sup>Δ</sup></b>	<b>739.95</b>	set
28-29	Roadster Pickup, Shay reproduction model only.....	<b>A701SCP7A29S-1A<sup>Δ</sup></b>	<b>66.99</b>	set
30-31	Roadster Pickup .....	<b>A701SCP8A31-1A<sup>Δ</sup></b>	<b>739.95</b>	set
1929	Station Wagon .....	<b>A701SCW9A29-1A<sup>Δ</sup></b>	<b>1325.95</b>	set
30-31	Station Wagon .....	<b>A701SCW9A31-1A<sup>Δ</sup></b>	<b>1325.95</b>	set

#### Black Canvas Material

28-29	Roadster .....	<b>A701SCR1A29-2A<sup>Δ</sup></b>	<b>799.95</b>	set
28-29	Roadster, Shay reproduction model only.....	<b>A701SCR1A29S-2A<sup>Δ</sup></b>	<b>739.95</b>	set
30-31	Standard Roadster .....	<b>A701SCR3A31-2A<sup>Δ</sup></b>	<b>799.95</b>	set
30-31	Deluxe Roadster .....	<b>A701SCR2A31-2A<sup>Δ</sup></b>	<b>799.95</b>	set
28-29	Standard Phaeton .....	<b>A701SCT4A29-2A<sup>Δ</sup></b>	<b>1170.95</b>	set
30-31	Standard Phaeton .....	<b>A701SCT5A31-2A<sup>Δ</sup></b>	<b>1170.95</b>	set
30-31	Deluxe 2 door Phaeton .....	<b>A701SCW10A31-2A<sup>Δ</sup></b>	<b>1159.95</b>	set
28-29	Roadster Pickup .....	<b>A701SCP7A29-2A<sup>Δ</sup></b>	<b>799.95</b>	set
28-29	Roadster Pickup, Shay reproduction model only.....	<b>A701SCP7A29S-2A<sup>Δ</sup></b>	<b>739.95</b>	set
30-31	Roadster Pickup .....	<b>A701SCP8A31-2A<sup>Δ</sup></b>	<b>799.95</b>	set
1929	Station Wagon .....	<b>A701SCW9A29-2A<sup>Δ</sup></b>	<b>1499.95</b>	set
30-31	Station Wagon .....	<b>A701SCW9A31-2A<sup>Δ</sup></b>	<b>1499.95</b>	set

#### Colonial Grain Vinyl Material

28-29	Roadster .....	<b>A701SCR1B29-3B<sup>Δ</sup></b>	<b>639.95</b>	set
28-29	Roadster, Shay reproduction model only.....	<b>A701SCR1B29S-3B<sup>Δ</sup></b>	<b>639.95</b>	set
30-31	Standard Roadster .....	<b>A701SCR3B31-3B<sup>Δ</sup></b>	<b>639.95</b>	set
30-31	Deluxe Roadster .....	<b>A701SCR2B31-3B<sup>Δ</sup></b>	<b>639.95</b>	set
28-29	Standard Phaeton .....	<b>A701SCT4B29-3B<sup>Δ</sup></b>	<b>910.95</b>	set
30-31	Standard Phaeton .....	<b>A701SCT5B31-3B<sup>Δ</sup></b>	<b>910.95</b>	set
30-31	Deluxe 2 door Phaeton .....	<b>A701SCW10B31-3B<sup>Δ</sup></b>	<b>915.95</b>	set
28-29	Roadster Pickup .....	<b>A701SCP7B29-3B<sup>Δ</sup></b>	<b>639.95</b>	set
28-29	Roadster Pickup, Shay reproduction model only.....	<b>A701SCP7B29S-3B<sup>Δ</sup></b>	<b>639.95</b>	set
30-31	Roadster Pickup .....	<b>A701SCP8B31-3B<sup>Δ</sup></b>	<b>639.95</b>	set
1929	Station Wagon .....	<b>A701SCW9B29-3B<sup>Δ</sup></b>	<b>1125.95</b>	set
30-31	Station Wagon .....	<b>A701SCW9B31-3B<sup>Δ</sup></b>	<b>1125.95</b>	set

#### Cobra Short Grain Vinyl Material

28-29	Roadster .....	<b>A701SCR1B29-4B<sup>Δ</sup></b>	<b>639.95</b>	set
28-29	Roadster, Shay reproduction model only.....	<b>A701SCR1B29S-4B<sup>Δ</sup></b>	<b>639.95</b>	set
30-31	Standard Roadster .....	<b>A701SCR3B31-4B<sup>Δ</sup></b>	<b>639.95</b>	set
30-31	Deluxe Roadster .....	<b>A701SCR2B31-4B<sup>Δ</sup></b>	<b>639.95</b>	set
28-29	Standard Phaeton .....	<b>A701SCT4B29-4B<sup>Δ</sup></b>	<b>910.95</b>	set
30-31	Standard Phaeton .....	<b>A701SCT5B31-4B<sup>Δ</sup></b>	<b>910.95</b>	set
30-31	Deluxe 2 door Phaeton .....	<b>A701SCW10B31-4B<sup>Δ</sup></b>	<b>915.95</b>	set
28-29	Roadster Pickup .....	<b>A701SCP7B29-4B<sup>Δ</sup></b>	<b>639.95</b>	set
28-29	Roadster Pickup, Shay reproduction model only.....	<b>A701SCP7B29S-4B<sup>Δ</sup></b>	<b>639.95</b>	set
30-31	Roadster Pickup .....	<b>A701SCP8B31-4B<sup>Δ</sup></b>	<b>639.95</b>	set
1929	Station Wagon .....	<b>A701SCW9B29-4B<sup>Δ</sup></b>	<b>1125.95</b>	set
30-31	Station Wagon .....	<b>A701SCW9B31-4B<sup>Δ</sup></b>	<b>1125.95</b>	set

## RAGGTOPP Products

**Bring your top, top boot and side curtains back to showroom condition with the RAGGTOPP Cleaner and Protectant System!**

### RAGGTOPP Cleaner

- > Safely removes tough stains
- > Will not harm your top or other automotive finishes (glass, chrome or paint)
- > Rinses off easily
- > Environmentally friendly

Raggtopp brand Convertible top cleaner, restores original look, excellent cleaner for removing dirt, sap and bird droppings, 16 oz. pump  
 RSP21438<sup>Δ</sup> ..... 14.99



### RAGGTOPP Protectant

#### For Vinyl Tops

- > Has UV inhibitor to protect your top from the sun
- > Repels mildew, dust, grease and dirt
- > Contains no silicone
- > Environmentally friendly

For vinyl tops only/ protects against hardening, cracking and UV fading, 16 oz. pump

28-319447<sup>Δ</sup> ..... 22.99



### RAGGTOPP Protectant For Fabric Tops

- > Protects against hardening, cracking and UV fading.
- > Extends life of older tops
- > Helps tops maintain their appearance longer.

For fabric tops only, 14 oz. spray can

28-76554<sup>Δ</sup> ..... 21.99



**\* HAZARDOUS MATERIAL**—can only be shipped by ground/surface within the U.S. because of government regulations.



truck freight—requires additional shipping charges



oversize/overweight—requires additional shipping charges



Prop 65 warning for California residents, see inside front cover for details

## 1928–31 Rumble Upholstery Kits

These top-quality kits are complete and include everything necessary to reupholster your rumble springs. All upholstery is fitted and stitched. The kit includes sewn fitted seat covers, trim cord, padding, installation hardware and instructions. MAC's offers 3 authentic and 5 non-authentic vinyl colors vinyl colors. See color choices on 9.



Typical Rumble Upholstery Kit



### Authentic Vinyl

28-29	Roadster, Coupe, Sport Coupe, Special Coupe and Cabriolet, non-pleated .....	<b>UOC101RR29<sup>Δ</sup></b>	<b>327.95</b>	kit
30-31	Standard Roadster, Coupe, Sport Coupe and Cabriolet, 4-1/2" pleats.....	<b>UOC102RR31<sup>Δ</sup></b>	<b>499.95</b>	kit
30-31	Deluxe Roadster, Deluxe Coupe and Cabriolet, 2-1/2" pleats .....	<b>UOC103RR31<sup>Δ</sup></b>	<b>529.95</b>	kit
	Select from black/brown vinyl .....	<b>A1</b>		
	brown crush grain vinyl .....	<b>N10</b>		
	two-tone brown vinyl.....	<b>N8</b>		

Always confirm your Model A Ford year and body style before ordering, see our Vehicle Identification section.

### Non-Authentic Vinyl

28-29	Roadster, Coupe, Sport Coupe, Special Coupe and Cabriolet, non-pleated .....	<b>UOC101RR29<sup>Δ</sup></b>	<b>259.95</b>	kit
30-31	Standard Roadster, Coupe, Sport Coupe and Cabriolet, 4-1/2" pleats.....	<b>UOC102RR31<sup>Δ</sup></b>	<b>395.95</b>	kit
30-31	Deluxe Roadster, Deluxe Coupe and Cabriolet, 2-1/2" pleats .....	<b>UOC103RR31<sup>Δ</sup></b>	<b>429.95</b>	kit
	Select from black vinyl .....	<b>T10</b>		
	dark brown vinyl .....	<b>T12</b>		
	medium gray vinyl .....	<b>T13</b>		
	saddle brown vinyl.....	<b>T14</b>		
	sandlewood vinyl .....	<b>T15</b>		

## 1928–31 Rumble Panel Sets

These top-quality panel sets come with complete instructions and consist of 2 side panels, 1 front panel and all installation hardware. All panels are vinyl-covered water-resistant board. MAC's offers 5 non-authentic vinyl colors and 3 authentic vinyl colors. See color choices below.



Typical Rumble Panel Set



### Authentic Vinyl

28-29	Roadster .....	<b>KP50RR29<sup>Δ</sup></b>	<b>275.95</b>	set
28-29	Coupes and Cabriolet .....	<b>KP50RC29<sup>Δ</sup></b>	<b>275.95</b>	set
30-31	Standard and Deluxe Roadster.....	<b>KP52RR31<sup>Δ</sup></b>	<b>275.95</b>	set
30-31	Standard Coupe, Deluxe Coupe, Sport Coupe and Cabriolet .....	<b>KP52RC31<sup>Δ</sup></b>	<b>275.95</b>	set
	Select from black/brown vinyl .....	<b>A1</b>		
	brown crush grain vinyl .....	<b>N10</b>		
	two-tone brown vinyl.....	<b>N8</b>		

### Non-Authentic Vinyl

28-29	Roadster .....	<b>KP50RR29<sup>Δ</sup></b>	<b>221.95</b>	set
28-29	Coupes and Cabriolet .....	<b>KP50RC29<sup>Δ</sup></b>	<b>221.95</b>	set
30-31	Standard and Deluxe Roadster.....	<b>KP52RR31<sup>Δ</sup></b>	<b>221.95</b>	set
30-31	Standard Coupe, Deluxe Coupe, Sport Coupe and Cabriolet .....	<b>KP52RC31<sup>Δ</sup></b>	<b>221.95</b>	set
	Select from black vinyl .....	<b>T10</b>		
	dark brown vinyl .....	<b>T12</b>		
	medium gray vinyl .....	<b>T13</b>		
	saddle brown vinyl.....	<b>T14</b>		
	sandlewood vinyl .....	<b>T15</b>		



Because of the size of these rumble upholstery kits and rumble panel sets, additional shipping charges will be incurred.

Always confirm your Model A Ford year and body style before ordering, see our Vehicle Identification section.

### Authentic Vinyl




Black/Brown

Brown Crush Grain

Two-Tone Brown

### Non-Authentic Vinyl



Black

Dark Brown

Medium Gray

Saddle

Sandlewood





## 1928–31 Closed and Open Car Carpets

CARTOUCHE™ is proud to offer these top-quality Model A Ford carpets for closed and open cars from 1928–31 that are sure to please.

All floor carpets are bound and stitched and ready to install. Pedal, transmission and emergency brake positions are cut out as required for each year and body style. Authentic front floor rubber mats are listed on 253.


**ITEMS NOT INCLUDED:** Fastener UF26 attaches to the carpet and the body and is not included. Fasteners are available individually and are listed under the various fastener headings in this section.

### Important Carpet Notes:

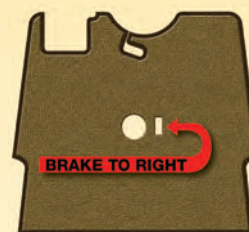
Authentic carpets have proper heel pad sewn in as original. Heel pad not available on non-authentic carpets.

You must specifically tell us the emergency brake location when you place

your order. See emergency brake position identification illustration below.



Mid-1928–Mid-1929



Late 1929–31

### Authentic Carpet

28-29	Fordor and Town Sedan, front.....	<b>FCC10B29-BRN<sup>Δ</sup></b>	<b>238.95</b>	ea.
28-29	Fordor and Town Sedan, rear.....	<b>FCC11B29-BRN<sup>Δ</sup></b>	<b>249.95</b>	ea.
30-31	Fordor and Town Sedan, front.....	<b>FCC12B31-BRN<sup>Δ</sup></b>	<b>238.95</b>	ea.
30-31	Fordor and Town Sedan, rear.....	<b>FCC13B31-BRN<sup>Δ</sup></b>	<b>249.95</b>	ea.
1931	Fordor/ Slant Window, front.....	<b>FCC19F31-BRN<sup>Δ</sup></b>	<b>238.95</b>	ea.
1931	Fordor/ Slant Window, rear.....	<b>FCC19R31-BRN<sup>Δ</sup></b>	<b>268.95</b>	ea.
28-29	Tudor, front.....	<b>FCC15A29-BRN<sup>Δ</sup></b>	<b>238.95</b>	ea.
28-29	Tudor, rear.....	<b>FCC16A29-BRN<sup>Δ</sup></b>	<b>238.95</b>	ea.
30-31	Tudor, front.....	<b>FCC15B31-BRN<sup>Δ</sup></b>	<b>238.95</b>	ea.
30-31	Tudor, rear.....	<b>FCC16B31-BRN<sup>Δ</sup></b>	<b>238.95</b>	ea.
28-29	Coupe, front.....	<b>FCC14A29-BRN<sup>Δ</sup></b>	<b>238.95</b>	ea.
30-31	Coupe, front.....	<b>FCC14B31-BRN<sup>Δ</sup></b>	<b>238.95</b>	ea.
30-31	Victoria, front.....	<b>FCC17F31-BRN<sup>Δ</sup></b>	<b>245.95</b>	ea.
30-31	Victoria, rear.....	<b>FCC17R31-BRN<sup>Δ</sup></b>	<b>385.95</b>	ea.
1929	Cabriolet, front.....	<b>FCC18A29-BRN<sup>Δ</sup></b>	<b>238.95</b>	ea.
1931	Cabriolet, front.....	<b>FCC1831-BRN<sup>Δ</sup></b>	<b>238.95</b>	ea.
30-31	Deluxe Roadster, front.....	<b>FCO2031-BRN<sup>Δ</sup></b>	<b>238.95</b>	ea.
30-31	Deluxe Phaeton, 2 door, front.....	<b>FCO21F31-BRN<sup>Δ</sup></b>	<b>238.95</b>	ea.
30-31	Deluxe Phaeton, 2 door, rear.....	<b>FCO21R31-BRN<sup>Δ</sup></b>	<b>389.95</b>	ea.

Available in brown square weave only .....

### Non-Authentic Carpet

28-29	Fordor and Town Sedan, front.....	<b>FCC10B29<sup>Δ</sup></b>	<b>115.95</b>	ea.
28-29	Fordor and Town Sedan, rear.....	<b>FCC11B29<sup>Δ</sup></b>	<b>115.95</b>	ea.
30-31	Fordor and Town Sedan, front.....	<b>FCC12B31<sup>Δ</sup></b>	<b>115.95</b>	ea.
30-31	Fordor and Town Sedan, rear.....	<b>FCC13B31<sup>Δ</sup></b>	<b>115.95</b>	ea.
1931	Fordor/ Slant Window, front.....	<b>FCC19F31<sup>Δ</sup></b>	<b>115.95</b>	ea.
1931	Fordor/ Slant Window, rear.....	<b>FCC19R31<sup>Δ</sup></b>	<b>169.95</b>	ea.
28-29	Tudor, front.....	<b>FCC15A29<sup>Δ</sup></b>	<b>115.95</b>	ea.
28-29	Tudor, rear.....	<b>FCC16A29<sup>Δ</sup></b>	<b>115.95</b>	ea.
30-31	Tudor, front.....	<b>FCC15B31<sup>Δ</sup></b>	<b>115.95</b>	ea.
30-31	Tudor, rear.....	<b>FCC16B31<sup>Δ</sup></b>	<b>115.95</b>	ea.
28-29	Coupe, front.....	<b>FCC14A29<sup>Δ</sup></b>	<b>115.95</b>	ea.
30-31	Coupe, front.....	<b>FCC14B31<sup>Δ</sup></b>	<b>115.95</b>	ea.
30-31	Victoria, front.....	<b>FCC17F31<sup>Δ</sup></b>	<b>115.95</b>	ea.
30-31	Victoria, rear.....	<b>FCC17R31<sup>Δ</sup></b>	<b>195.95</b>	ea.
1929	Cabriolet, front.....	<b>FCC18A29<sup>Δ</sup></b>	<b>115.95</b>	ea.
1931	Cabriolet, front.....	<b>FCC1831<sup>Δ</sup></b>	<b>115.95</b>	ea.
30-31	Deluxe Roadster, front.....	<b>FCO2031<sup>Δ</sup></b>	<b>115.95</b>	ea.
30-31	Deluxe Phaeton, 2 door, front.....	<b>FCO21F31<sup>Δ</sup></b>	<b>115.95</b>	ea.
30-31	Deluxe Phaeton, 2 door, rear.....	<b>FCO21R31<sup>Δ</sup></b>	<b>195.95</b>	ea.
	Select from dark gray nylon.....	<b>807</b>		
	brown nylon.....	<b>810</b>		
	taupe nylon.....	<b>821</b>		
	navy blue nylon.....	<b>840</b>		
	medium gray nylon.....	<b>868</b>		
	charcoal nylon.....	<b>897</b>		

## Closed Car Carpet Choices


MAC's offers two different materials for your choice of carpets. A high quality Non-Authentic Nylon carpet in six different colors and an authentic brown square weave-style carpet.

### Authentic




BRN—Brown  
Wool

### Non-Authentic



810—Brown  
Nylon




840—Navy Blue  
Nylon




821—Taupe  
Nylon



807—Dark Gray  
Nylon



868—Medium Gray  
Nylon



897—Charcoal  
Nylon

## Synthetic Jute Backing

Great for sound and heat insulation. For use under carpets and floor mats.

ALL ½" thick x 36" wide x 72" long..... **B13000<sup>Δ</sup>** **25.95** ea.



## Seat Springs

You'll love our new seat springs. Treat your buns and back to the best. We sell top-quality seat springs.

These are metal seat springs only. They are not covered with upholstery. These spring assemblies are top-quality and correctly made to duplicate your originals.



Because of the size of these seat springs, additional shipping charges will be incurred.



		QTY.	REQ.
<b>ROADSTER</b>			
28-29	Front cushion.....	A5000R1 <sup>Δ</sup>	1 233.99
28-29	Front backrest.....	A5000R2 <sup>Δ</sup>	1 204.99
28-29	Rumble cushion.....	A5000R3 <sup>Δ</sup>	1 174.99
28-29	Rumble backrest.....	A5000R4 <sup>Δ</sup>	1 213.99
30-31	Front cushion.....	A5000R5 <sup>Δ</sup>	1 204.99
30-31	Front backrest.....	A5000R6 <sup>Δ</sup>	1 159.99
30-31	Rumble cushion.....	A5000R3 <sup>Δ</sup>	1 174.99
30-31	Rumble backrest.....	A5000R4 <sup>Δ</sup>	1 213.99

		QTY.	REQ.
<b>PHAETON 4 DOOR</b>			
L28-29	Front cushion.....	A5000R1 <sup>Δ</sup>	1 233.99
L28-29	Front backrest.....	A5000T6 <sup>Δ</sup>	1 219.99
L28-29	Rear cushion.....	A5000T7 <sup>Δ</sup>	1 239.99
L28-29	Rear backrest, front and rear backrests are the same design.....	A5000T6 <sup>Δ</sup>	1 219.99

		QTY.	REQ.
<b>STANDARD PHAETON 4 DOOR</b>			
30-31	Front cushion.....	A5000R5 <sup>Δ</sup>	1 204.99
30-31	Front backrest.....	A5000T10 <sup>Δ</sup>	1 144.99
30-31	Rear cushion.....	A5000T11 <sup>Δ</sup>	1 174.99
30-31	Rear backrest.....	A5000T12 <sup>Δ</sup>	1 141.99

		QTY.	REQ.
<b>DELUXE PHAETON 2 DOOR</b>			
30-31	Front cushion, driver's side.....	A5000D1D <sup>Δ</sup>	1 157.99
30-31	Front cushion, passenger side.....	A5000D1D <sup>Δ</sup>	1 157.99
30-31	Front backrest, driver's side.....	A5000D2D <sup>Δ</sup>	1 61.99
30-31	Front backrest, passenger side.....	A5000D2P <sup>Δ</sup>	1 61.99
30-31	Rear cushion, with tack strip.....	A5000D3 <sup>Δ</sup>	1 434.99
30-31	Rear backrest.....	A5000D5 <sup>Δ</sup>	1 162.99

			QTY.	REQ.
<b>COUPE</b>				
28-29	Front cushion.....	A5000C1 <sup>Δ</sup>	1	194.99
28-29	Front backrest.....	A5000C2 <sup>Δ</sup>	1	149.99
28-29	Rumble cushion.....	A5000R3 <sup>Δ</sup>	1	174.99
28-29	Rumble backrest.....	A5000R4 <sup>Δ</sup>	1	213.99
30-31	Front cushion.....	A5000C5 <sup>Δ</sup>	1	204.99
30-31	Front backrest (knob-style seat adjustment).....	A5000C6 <sup>Δ</sup>	1	134.99
L31	Front backrest (ratchet-style seat adjustment).....	A5000CA6L <sup>Δ</sup>	1	134.99
30-31	Rumble cushion.....	A5000R3 <sup>Δ</sup>	1	174.99
30-31	Rumble backrest.....	A5000R4 <sup>Δ</sup>	1	213.99

			QTY.	REQ.
<b>SPORT COUPE</b>				
28-29	Front cushion.....	A5000C1 <sup>Δ</sup>	1	194.99
28-29	Front backrest.....	A5000C2 <sup>Δ</sup>	1	149.99

			QTY.	REQ.
<b>CABRIOLET</b>				
28-29	Front cushion.....	A5000C1 <sup>Δ</sup>	1	194.99
28-29	Front backrest.....	A5000C2 <sup>Δ</sup>	1	149.99
28-29	Rumble cushion.....	A5000R3 <sup>Δ</sup>	1	174.99
28-29	Rumble backrest.....	A5000R4 <sup>Δ</sup>	1	213.99
30-31	Front cushion.....	A5000C5 <sup>Δ</sup>	1	204.99
30-31	Front backrest (68B).....	A5000C6 <sup>Δ</sup>	1	134.99
L31	Front backrest (68C).....	A5000CA6L <sup>Δ</sup>	1	134.99
30-31	Rumble cushion.....	A5000R3 <sup>Δ</sup>	1	174.99
30-31	Rumble backrest.....	A5000R4 <sup>Δ</sup>	1	213.99

			QTY.	REQ.
<b>FORDOR SEDAN, BRIGGS, LEATHER and STEEL BACK, 60A, 60B and 60C</b>				
28-29	Front cushion.....	A5000F1 <sup>Δ</sup>	1	204.99
28-29	Front backrest.....	A5000F2 <sup>Δ</sup>	1	169.99
28-29	Rear cushion.....	A5000F3 <sup>Δ</sup>	1	224.99
28-29	Rear backrest.....	A5000F4 <sup>Δ</sup>	1	219.99

			QTY.	REQ.
<b>FORDOR SEDAN, STANDARD, BRIGGS and MURRAY, 165A and 165B</b>				
1929	Front cushion.....	A5000F1 <sup>Δ</sup>	1	204.99
1929	Front backrest.....	A5000F2 <sup>Δ</sup>	1	169.99
1929	Rear cushion.....	A5000F12 <sup>Δ</sup>	1	244.99
1929	Rear backrest.....	A5000F13A <sup>Δ</sup>	1	224.99

			QTY.	REQ.
<b>FORDOR SEDAN, STANDARD, BRIGGS and MURRAY, 165C and 165D</b>				
30-31	Front cushion.....	A5000F18 <sup>Δ</sup>	1	214.99
30-31	Front backrest.....	A5000F19 <sup>Δ</sup>	1	124.99
30-31	Rear cushion.....	A5000F20 <sup>Δ</sup>	1	284.99
30-31	Rear backrest, 1-piece.....	A5000F21A <sup>Δ</sup>	1	159.99

			QTY.	REQ.
<b>FORDOR SEDAN, DELUXE, BRIGGS, 170B, TOWN SEDAN, 155A, 155B, 155C and 155D</b>				
29-E31	Front cushion.....	A5000F18 <sup>Δ</sup>	1	214.99
29-E31	Front backrest.....	A5000F19 <sup>Δ</sup>	1	124.99
29-E31	Rear cushion.....	A5000F20 <sup>Δ</sup>	1	284.99
29-E31	Rear backrest, 3-piece type.....	A5000F21 <sup>Δ</sup>	1	179.99




**FORDOR SEDAN/ SLANT WINDSHIELD,  
BRIGGS and MURRAY, 160A, 160B and 160C**

		<b>QTY. REQ.</b>	
1931	Front cushion.....A5000SW1 <sup>A</sup>	1	203.99
1931	Front backrest.....A5000SW2 <sup>A</sup>	1	184.99
1931	Rear cushion.....A5000SW3 <sup>A</sup>	1	274.99
1931	Rear backrest.....A5000SW4 <sup>A</sup>	1	180.99

**TUDOR SEDAN**

		<b>QTY. REQ.</b>	
28-31	Front cushion, driver's or passenger side, for non-adjustable seats. For 1931 Deluxe Tudor with adjustable driver's seat order A5000VB1 (driver) and A5000VB2 (passenger).....A5000TU1 <sup>A</sup>	1/2	119.99
28-31	Front backrest, driver's or passenger side.....A5000TU3 <sup>A</sup>	1/2	74.99
28-31	Rear cushion.....A5000TU5 <sup>A</sup>	1	218.99
E28	Rear backrest.....A5000TU6 <sup>A</sup>	1	239.99
M28-31	Rear backrest.....A5000TU6 <sup>A</sup>	1	174.99

**VICTORIA/ EARLY STYLE (January 1930-June 1931)**

		<b>QTY. REQ.</b>	
30-M31	Front cushion, driver's side.....A5000VM1 <sup>A</sup>	1	129.99
30-M31	Front cushion, passenger side.....A5000VM1A <sup>A</sup>	1	94.99
30-M31	Front backrest, driver's side.....A5000VM2 <sup>A</sup>	1	94.99
30-M31	Front backrest, passenger side.....A5000VM2A <sup>A</sup>	1	74.99
30-M31	Rear cushion.....A5000VB5 <sup>A</sup>	1	284.99
30-M31	Rear backrest.....A5000VB6 <sup>A</sup>	1	244.99

**VICTORIA/ LATE STYLE (June 1931-End of Production)**

		<b>QTY. REQ.</b>	
M31-31	Front cushion, driver's side, also fits 1931 Deluxe Tudor with adjustable driver's seat, driver side.....A5000VB1 <sup>A</sup>	1	164.99
M31-31	Front cushion, passenger side, also fits 1931 Deluxe Tudor with adjustable driver's seat, passenger side.....A5000VB2 <sup>A</sup>	1	124.99
M31-31	Front backrest, driver's side.....A5000VM2 <sup>A</sup>	1	94.99
M31-31	Front backrest, passenger side.....A5000VM2A <sup>A</sup>	1	74.99
M31-31	Rear cushion.....A5000VB5 <sup>A</sup>	1	284.99
M31-31	Rear backrest.....A5000VB6 <sup>A</sup>	1	244.99

**STATION WAGON**

		<b>QTY. REQ.</b>	
28-31	Front cushion.....A5000WA1 <sup>A</sup>	1	174.99
28-31	Front backrest.....A5000WA2 <sup>A</sup>	1	134.99
28-31	Jump seat cushion (middle).....A5000WA3 <sup>A</sup>	2	74.99
28-31	Jump seat backrest (middle).....A5000WA4 <sup>A</sup>	2	54.99
28-31	Rear cushion.....A5000WA5 <sup>A</sup>	1	180.99
28-31	Rear backrest.....A5000WA6 <sup>A</sup>	1	139.99

**TRUCKS (ALL PICKUPS and A and AA TRUCKS)**

		<b>QTY. REQ.</b>	
28-29	Front cushion, Open and Closed Cab.....A5000TR1 <sup>A</sup>	1	224.99
28-29	Front cushion, modified, 2" lower for extra headroom, Open and Closed Cab, use with A5000TR22.....A5000TR12 <sup>A</sup>	1	224.99
28-29	Front backrest, Open and Closed Cab.....A5000TR2 <sup>A</sup>	1	149.99
28-29	Front backrest, modified, 2" higher, Open and Closed Cab, use with A5000TR12.....A5000TR22 <sup>A</sup>	1	179.99
30-31	Front cushion, Open and Closed Cab.....A5000TR1 <sup>A</sup>	1	224.99
30-31	Front backrest, Open and Closed Cab.....A5000TR4 <sup>A</sup>	1	154.99

**TRUCK/ LATE WIDE BED  
(ALL PICKUPS and A and AA TRUCKS)**

		<b>QTY. REQ.</b>	
L31	Front cushion, Open Cab with indented firewall.....A5000TR1 <sup>A</sup>	1	224.99
L31	Front backrest, Open Cab with indented firewall.....A5000TR8 <sup>A</sup>	1	164.99
L31	Front cushion, Closed Cab with indented firewall.....A5000TR5 <sup>A</sup>	1	214.99
L31	Front backrest, Closed Cab with indented firewall.....A5000TR4 <sup>A</sup>	1	154.99

**CONVERTIBLE SEDAN/ 400A**

		<b>QTY. REQ.</b>	
1931	Front cushion, driver's side.....A5000VB1 <sup>A</sup>	1	164.99
1931	Front cushion, passenger side.....A5000VB2 <sup>A</sup>	1	124.99
1931	Front backrest, driver's side.....A5000VM2 <sup>A</sup>	1	94.99
1931	Front backrest, passenger side.....A5000VM2A <sup>A</sup>	1	74.99
1931	Rear cushion.....A5000A5 <sup>A</sup>	1	209.99
1931	Rear backrest.....A5000A6 <sup>A</sup>	1	264.99

*All springs are superior quality and are exact copies of the originals. Always specify your exact year and body style when ordering springs.*

*Always confirm your Model A Ford year and body style before ordering, see our Vehicle Identification section.*

**TOOLS**


ALL	Hog ring set, holds upholstery to springs, approximately 100 pieces..... <b>T4406U<sup>A</sup></b>	<b>3.99</b> set
ALL	Hog ring pliers, installation tool, top quality, spring-loaded..... <b>T4407U<sup>A</sup></b>	<b>27.99</b>



**SIDE CURTAIN BODY SOCKETS,  
RODS and SOCKETS**

A/R= As Required

The sets listed below include all the body, top iron and windshield fastener hardware required to install open car side curtains. Fasteners that would be part of the side curtains themselves are not included.

30-31	Side curtain rod socket, Deluxe Phaeton 2 door only, chrome, fits in top of doors (A/R).....	<b>A180620<sup>A</sup></b>	<b>8.99</b>	ea.
30-31	Side curtain rod socket washers, 4 pieces, Roadster and Phaeton .....	<b>A180620W<sup>A</sup></b>	<b>30.99</b>	set
28-31	Body socket set, 6 sockets.....	<b>A81002<sup>A</sup></b>	<b>36.99</b>	set
28-31	Side curtain socket, same as A81002 above, <b>except</b> sold individually .....	<b>A81002EA<sup>A</sup></b>	<b>7.99</b>	ea.
28-31	Body socket installation tool.....	<b>A81002T<sup>A</sup></b>	<b>3.99</b>	ea.
28-31	Side curtain rods, economy, Standard Roadster, Phaeton and Roadster Pickup.....	<b>A180623<sup>A</sup></b>	<b>37.99</b>	pr.
30-31	Side curtain rods, economy, Deluxe 2 door Phaeton.....	<b>A180625<sup>A</sup></b>	<b>56.99</b>	pr.
30-31	Side curtain rod support clips, Deluxe 2 door Phaeton.....	<b>A180625CL<sup>A</sup></b>	<b>13.99</b>	pr.
28-29	Side curtain rods, original-style, Roadster .....	<b>A41970A<sup>A</sup></b>	<b>39.99</b>	pr.
28-29	Side curtain rods, original-style, Phaeton and pickup .....	<b>A41970B<sup>A</sup></b>	<b>39.99</b>	pr.
30-31	Side curtain rods, original-style, Standard Roadster, Standard Phaeton and pickup .....	<b>A41970C<sup>A</sup></b>	<b>39.99</b>	pr.
30-31	Side curtain rods, original-style, Deluxe Roadster.....	<b>A41970D<sup>A</sup></b>	<b>39.99</b>	pr.
ALL	Side curtain fastener with ring, nickel.....	<b>UF40<sup>A</sup></b>	<b>12.99</b>	ea.
ALL	Tool for installing UF40 side curtain fastener .....	<b>UF40T<sup>A</sup></b>	<b>19.99</b>	ea.

**SIDE CURTAIN FASTENER SETS**

These sets include all the body, top iron and windshield fastener hardware required to install open car side curtains.



28-29	Roadster, 28-piece set .....	<b>USC1000C<sup>A</sup></b>	<b>76.99</b>	set
28-29	Phaeton, 39-piece set .....	<b>USC2000L<sup>A</sup></b>	<b>132.99</b>	set
30-31	Phaeton, 38-piece set .....	<b>USC7000L<sup>A</sup></b>	<b>111.99</b>	set
30-31	Deluxe Tudor Phaeton, 51-piece set .....	<b>USC8000C<sup>A</sup></b>	<b>137.99</b>	set
30-31	Standard Roadster, 31-piece set .....	<b>USC5000C<sup>A</sup></b>	<b>71.99</b>	set
30-31	Deluxe Roadster, 26-piece set.....	<b>USC6000C<sup>A</sup></b>	<b>76.99</b>	set
28-29	Roadster Pickup, 34-piece set.....	<b>USC3000L<sup>A</sup></b>	<b>76.99</b>	set
30-31	Roadster Pickup, 32-piece set.....	<b>USC9000L<sup>A</sup></b>	<b>90.99</b>	set
29-31	Station Wagon, 98-piece set.....	<b>USC10000C<sup>A</sup></b>	<b>399.95</b>	set

**WINDSHIELD FASTENERS**

A/R= As Required

This set contains the male studs that screw into the windshield post for the side curtain and the snaps for the top of the windshield where the top attaches.

28-31	Windshield fastener set, 16 pieces .....	<b>A37103<sup>A</sup></b>	<b>29.99</b>	set
28-31	Windshield snap socket only (A/R).....	<b>A37170<sup>A</sup></b>	<b>2.99</b>	ea.

**MAC's buy!**  
\$ save \$

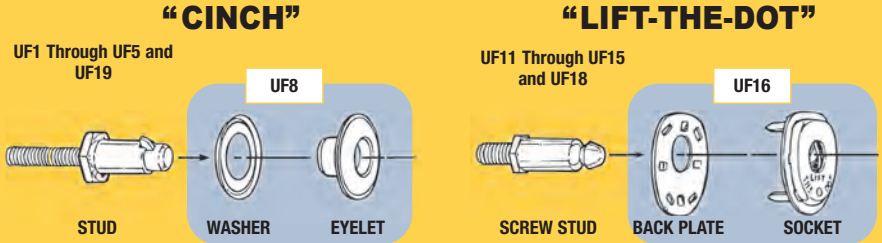

**DURABLE FASTENERS**

As Required

ALL	Durable stud on 3/8" self-tapping screw, nickel.....	<b>UF21<sup>A</sup></b>	<b>0.95</b>	ea.
ALL	Durable stud on #10-32 machine screw, nickel.....	<b>UF22<sup>A</sup></b>	<b>0.65</b>	ea.
ALL	Durable stud on 5/8" self-tapping screw, nickel.....	<b>UF23<sup>A</sup></b>	<b>1.79</b>	ea.
ALL	Durable stud on eyelet, "Gypsy Stud," nickel.....	<b>UF24<sup>A</sup></b>	<b>0.45</b>	ea.
28-31	Carpet fastener, original-style for Model A, dark finish brass.....	<b>A24594<sup>A</sup></b>	<b>5.99</b>	ea.
ALL	Carpet fastener, nickel, 2 pieces .....	<b>UF26<sup>A</sup></b>	<b>1.99</b>	ea.



**When ordering side curtains or side curtain fastener sets, it is necessary to know which type you have.**

**CINCH FASTENERS***As Required*


ALL	Cinch single stud on #10 wood screw, nickel.....	UF1 <sup>Δ</sup>	4.50 ea.
ALL	Cinch double stud on #10-32 machine, nickel.....	UF2 <sup>Δ</sup>	5.49 ea.
ALL	Cinch single stud on #10-32 machine, nickel.....	UF3 <sup>Δ</sup>	5.99 ea.
ALL	Cinch double stud on #10 wood screw, nickel.....	UF4 <sup>Δ</sup>	5.49 ea.
ALL	Cinch triple stud on #10 wood screw, nickel.....	UF5 <sup>Δ</sup>	5.99 ea.
ALL	Cinch eyelet and washer set, nickel.....	UF8 <sup>Δ</sup>	2.99 set
ALL	Cinch double stud with cinch required mounting, nickel.....	UF19 <sup>Δ</sup>	6.99 ea.
ALL	Hex nut #10-32, nickel.....	NK32 <sup>Δ</sup>	0.15 ea.

**LIFT-THE-DOT FASTENERS***As Required*

ALL	Single stud with #10-32 machine thread, nickel.....	UF11 <sup>Δ</sup>	2.99 ea.
ALL	Double stud on #10-32 machine thread, nickel.....	UF12 <sup>Δ</sup>	3.99 ea.
ALL	Single stud on 1/2" wood screw, nickel.....	UF13 <sup>Δ</sup>	1.95 ea.
ALL	Single stud on 8/32" machine screw, nickel.....	UF14 <sup>Δ</sup>	0.99 ea.
ALL	Single stud with clinch type mount, nickel.....	UF15 <sup>Δ</sup>	0.99 ea.
ALL	Socket and backing plate for above studs, nickel.....	UF16 <sup>Δ</sup>	0.99 ea.
ALL	Double stud on 8/32" machine thread, nickel.....	UF18 <sup>Δ</sup>	0.95 ea.

**COMMON SENSE FASTENERS***A/R= As Required*

ALL	Turn button, double, 2-screw base, nickel.....	UF31 <sup>Δ</sup>	1.79 ea.
ALL	Turn button, single, 2-screw base, nickel.....	UF32 <sup>Δ</sup>	0.99 ea.
ALL	Single nickel on a #8 wood screw.....	UF33 <sup>Δ</sup>	1.79 ea.



ALL	Turn button, single, bend-over prongs, nickel.....	UF35 <sup>Δ</sup>	1.49 ea.
ALL	Female grommet and washer for above fasteners.....	UF38 <sup>Δ</sup>	0.49 ea.

**REAR WINDOW FRAMES**

28-31	Roadster and Phaeton, 28 Sport and Business Coupe, 29-31 Cabriolet, 30-31 Business Coupe, 31 Convertible Sedan 400A, top quality, made in the USA, includes hardware and glass, stainless steel, (7" x 16-11/16").....	UWFARDEL <sup>Δ</sup>	223.99 ea.
28-31	Same as above, <b>except</b> plain steel.....	UWFARSTD <sup>Δ</sup>	189.99 ea.
30-31	Coupe, steel, for roll down window.....	A702943RSTL <sup>Δ</sup>	108.99 ea.

**Assist Strap Hardware**

28-31	Assist strap brackets only, horizontal holes, Tudor and Fordor Sedans.....	RFP105B <sup>Δ</sup>	14.99 pr.
30-31	Assist strap brackets only, vertical holes, Victoria and Slant Window.....	RFP105VB <sup>Δ</sup>	17.99 pr.
28-31	Assist strap mounting screw set, 4 pieces, chrome.....	RFP105MB <sup>Δ</sup>	0.99 set

**SUN VISOR COVERS**

28-29	Sun visor cover, closed car, tan canvas.....	RSV4/1A <sup>Δ</sup>	64.95 ea.
28-29	Sun visor cover, closed car, black canvas (shown).....	RSV4/2A <sup>Δ</sup>	115.95 ea.
28-29	Sun visor cover, closed car, colonial grain.....	RSV4/3B <sup>Δ</sup>	53.95 ea.
28-29	Sun visor cover, closed car, cobra short grain.....	RSV4/4B <sup>Δ</sup>	53.95 ea.
28-29	Sun visor cover, closed car, cobra long grain.....	RSV4/6 <sup>Δ</sup>	53.95 ea.
28-29	Sun visor cover, Leatherback, pebble grain.....	RSV4/P <sup>Δ</sup>	53.95 ea.



28-29	Sun visor cover, reproduction frames, Closed Cab Pickup, cobra long grain.....	RSV3 <sup>Δ</sup>	42.95 ea.
28-29	Sun visor cover, original frame, Closed Cab Pickup, cobra long grain.....	RSV5 <sup>Δ</sup>	53.95 ea.

30-31	Sun visor to header welt, 4' roll, helps protect wood header from the weather.....	RSV/WELT <sup>Δ</sup>	2.99 roll
-------	--	-----------------------	-----------

## Storage Bags



- 28-31 Top boot storage bag, tan canvas material..... **FA259<sup>A</sup>** **83.95** ea.
- 28-31 Top boot storage bag, black vinyl material..... **FA257<sup>A</sup>** **57.95** ea.
- 28-31 Side curtain storage bag, sized to hold the curtains without being folded, heavy-duty brown vinyl, **except** 180A Deluxe 2 door Phaeton... **RFP114<sup>A</sup>** **65.95** ea.

## Door Edge Protectors

- 30-31 Tan canvas material, keeps tops of doors from getting scratched, fasteners are included but not installed, Standard and Deluxe Roadsters..... **UOC60031<sup>A</sup>** **139.95** pr.



## Upholstery and Roofing Supplies

*Topping materials and Hidem welt are sold by the foot. Cut goods are NOT returnable for any reason. Please order As Required (A/R)*



- 28-31 Tack strip, hard rubber strip, (1/2" x 3/8"), replaces old or missing tack strips, **sold by the foot**..... **TACKSTRIP<sup>A</sup>** **1.99** ft.
- 28-31 Same as above, **except** (1/8" x 5/8"), **sold by the foot**..... **TACKSTRIP-F<sup>A</sup>** **2.99** ft.
- 28-31 Tack strip, goes into the metal retainer in the rear upper corners of Tudor Sedan, tacks go into this to hold the headliner in place, hardware included..... **TRW40<sup>A</sup>** **22.99** ea.

*Hidem welt upholstery trim is a 5/8" wide trim used to fasten top material to wooden frames.*



- 28-31 Black, **sold by the foot**..... **A36235CF<sup>A</sup>** **0.50** ft.
- 28-31 Brown, **sold by the foot**..... **A36235CF/BRN<sup>A</sup>** **0.50** ft.
- 28-31 Green, **sold by the foot**..... **A36235CF/GRN<sup>A</sup>** **0.50** ft.
- 28-31 Gray, **sold by the foot**..... **A36235CF/GRY<sup>A</sup>** **0.50** ft.
- 28-31 Maroon, **sold by the foot**..... **A36235CF/MAR<sup>A</sup>** **0.50** ft.



- 28-31 N8 two-tone brown, **sold by the foot** ... **A36235CF/N8<sup>A</sup>** **2.99** ft.
- 28-31 "Wire-On" welt, black, **sold by the foot** ..... **A36235WF<sup>A</sup>** **0.75** ft.
- 28-31 "Wire-On" welt, brown **sold by the foot**... **A36235WBRN<sup>A</sup>** **3.99** ft.
- 28-31 "Wire-On" welt, NB two-tone brown, **sold by the foot**..... **A36235WF-N8<sup>A</sup>** **2.95** ft.
- 28-31 "Wire-On" welt, N10 crush brown, **sold by the foot**..... **A36235WF-N10<sup>A</sup>** **2.99** ft.

## Top Bow to Top Iron Fastener Set

*This set includes all the fastener hardware required to attach the top wood bows to the top irons.*



- 30-31 Deluxe Roadster fastener, 23-piece set..... **UTP3080<sup>A</sup>** **17.99** set

## Tack Rail Fastener Sets

*Tack rail fastener sets include all the fastener hardware to attach the open car rear window curtain, rear extensions and gypsy wings to the body.*



- 28-31 Roadster, 11-piece set, cinch fastener style..... **UTR1000C<sup>A</sup>** **54.95** set
- 28-31 Sport Coupe and Cabriolet, 3-piece set, cinch fastener-style ..... **UTR2000C** **19.95** set
- 30-31 Roadster Pickup, 36-piece set, cinch fastener-style ..... **UTR8000C<sup>A</sup>** **37.99** set

- 28-31 Hidem welt end tip, for our-style hidem, nickel-plated (A/R)..... **A47303A<sup>A</sup>** **1.00** ea.
- 28-31 Hidem welt end tip, as original, nickel (A/R) ..... **T45226<sup>A</sup>** **6.99** ea.
- 28-31 Same as above, **except** stainless steel (A/R) ..... **T45226SS<sup>A</sup>** **11.99** ea.
- 28-31 Hidem welt end tip, for our style hidem, nickel-plated (A/R)..... **A47303A<sup>A</sup>** **1.00** ea.

- 28-31 Door upholstery bezel, clamps onto the door panel at striker plate to protect upholstery, stainless steel (2 to 4 required)..... **A48140<sup>A</sup>** **0.99** ea.
- ALL Door upholstery clip set, holds upholstery to door, 50 pieces..... **B20015<sup>A</sup>** **11.99** set




- E28 Door upholstery trim set, metal trim pieces for finishing door panel around striker, dovetail and the door opener, 1 set does both doors, 6 pieces, open car ..... **A45320<sup>A</sup>** **13.99** set




- 28-31 Door upholstery clip, holds upholstery to door, Coupe, Tudor and pickup (A/R)..... **A46126<sup>A</sup>** **0.49** ea.
- 28-31 Upholstery tacks, 1/4 lb. box ..... **T4404U<sup>A</sup>** **4.99** box
- 28-31 Large head trim tacks, black, a 1/4 lb. box..... **T4405U<sup>A</sup>** **5.99** box
- ALL Hog ring set, holds upholstery to springs, approximately 100 pieces..... **T4406U<sup>A</sup>** **3.99** set
- ALL Hog ring pliers, installation tool, top quality, spring-loaded..... **T4407U<sup>A</sup>** **27.99** ea.



## Vinyl Windlace



28-31	Vinyl windlace, for use with our vinyl kits, T10 black, 10'.....	<b>VWL-T10<sup>Δ</sup></b>	<b>27.95</b> roll
28-31	Vinyl windlace, for use with our vinyl kits, T12 dark brown, 10'.....	<b>VWL-T12<sup>Δ</sup></b>	<b>25.95</b> roll
28-31	Vinyl windlace, for use with our vinyl kits, T13 gray, 10'.....	<b>VWL-T13<sup>Δ</sup></b>	<b>25.95</b> roll
28-31	Vinyl windlace, for use with our vinyl kits, T14 saddle, 10'.....	<b>VWL-T14<sup>Δ</sup></b>	<b>25.95</b> roll



28-31	Vinyl windlace, for use with our vinyl kits, T15 sandalwood, 10'.....	<b>VWL-T15<sup>Δ</sup></b>	<b>25.95</b> roll
28-31	Vinyl windlace, for use with our vinyl kits, N10 brown crush grain, 10'.....	<b>VWL-N10<sup>Δ</sup></b>	<b>27.95</b> roll
28-31	Vinyl windlace, for use with our vinyl kits, A1 black/brown, 10'.....	<b>VWL-A1<sup>Δ</sup></b>	<b>23.95</b> roll
28-31	Vinyl windlace, for use with our vinyl kits, N8 two tone brown, 10'.....	<b>VWL-N8<sup>Δ</sup></b>	<b>27.95</b> roll

## Antique Cloth Windlace



28-31	Taupe with brown dots.....	<b>WLC-106<sup>Δ</sup></b>	<b>5.95</b> ft.
28-31	Gray.....	<b>WLC-107<sup>Δ</sup></b>	<b>5.95</b> ft.
28-31	Taupe with black dots.....	<b>WLC-414S<sup>Δ</sup></b>	<b>5.95</b> ft.
28-31	Dark gray.....	<b>WLC-1299<sup>Δ</sup></b>	<b>5.95</b> ft.
28-31	Light gray.....	<b>WLC-0300<sup>Δ</sup></b>	<b>5.95</b> ft.

## Interior Materials

*Interior materials are sold by the yard. Cut goods are NOT returnable for any reason. Please order As Required (A/R)*



28-31	Brown check, wool, 60" wide, sold by the yard.....	<b>UMCX2<sup>Δ</sup></b>	<b>60.99</b> yard
28-31	Taupe plain, wool, 65" wide, sold by the yard.....	<b>USX2<sup>Δ</sup></b>	<b>44.95</b> yard
28-31	Blue-gray hairline, wool, 60" wide, sold by the yard.....	<b>UMHX2<sup>Δ</sup></b>	<b>58.95</b> yard



28-31	Dark gray plain, wool, 65" wide, sold by the yard.....	<b>USX3<sup>Δ</sup></b>	<b>44.95</b> yard
28-31	Dark gray headliner, cotton, 54" wide, sold by the yard.....	<b>UA811<sup>Δ</sup></b>	<b>19.95</b> yard
28-31	Small brown check, wool, 60" wide, sold by the yard.....	<b>U15X46<sup>Δ</sup></b>	<b>71.99</b> yard




28-31	Dark brown plain, wool, 60" wide, sold by the yard.....	<b>USX1<sup>Δ</sup></b>	<b>44.95</b> yard
28-31	Brown headliner, cotton, 54" wide, sold by the yard.....	<b>UA810<sup>Δ</sup></b>	<b>19.95</b> yard


**\*HAZARDOUS MATERIAL**—can only be shipped by ground/surface within the U.S. because of government regulations.

## Topping Materials

*Topping materials are sold by the foot or yard. Cut goods are NOT returnable for any reason. Please order As Required (A/R)*




28-31	Cobra long grain roof material, 64" wide, closed cars, sold by the foot.....	<b>T4402U<sup>Δ</sup></b>	<b>9.95</b> ft.
28-31	Cobra short grain roof material, 54" wide, open cars, sold by the foot.....	<b>T4409U<sup>Δ</sup></b>	<b>9.95</b> ft.
28-31	Colonial roof material, 54" wide, open cars, sold by the foot.....	<b>T4408U<sup>Δ</sup></b>	<b>8.95</b> ft.
28-31	Tan canvas topping, cotton, water proof, with UV inhibitor, sold by the yard.....	<b>U0000DKN<sup>Δ</sup></b>	<b>67.95</b> yd.



ALL	Black top dressing, gives a new look to your old top, quart can *.....	<b>RSP70<sup>Δ</sup></b>	<b>34.99</b> qt.
28-31	Top pad foam (60" x 72" x 1/4"), closed cars.....	<b>T4403U6<sup>Δ</sup></b>	<b>13.99</b> ea.
28-31	Top pad foam (60" x 96" x 1/4"), closed cars.....	<b>T4403U8<sup>Δ</sup></b>	<b>18.95</b> ea.

## Books



ALL	<b>Essentials Of Upholstery and Trim For Vintage and Classic Cars</b> , for apprentice trimmers, 176 pages, 110 illustrations.....	<b>UL<sup>Δ</sup></b>	<b>22.95</b> ea.
ALL	<b>Antique Auto Body LEATHER WORK For The Restorer</b> , authentic leather upholstery and trimming practice in great detail, 128 pages, 140 illustrations, a good book for anyone doing their own upholstery installation.....	<b>CL<sup>Δ</sup></b>	<b>18.99</b> ea.

## Spot and Stain Remover

An all-fabric cleaner that is safe on most any fabric, including wool. Can be used effectively on clothing and household furnishings as well. USA made.

ALL	16 oz. bottle.....	<b>SPOT-REMOVER</b>	<b>19.95</b> ea.
-----	--------------------	---------------------	------------------



**Be sure that your front hubs fit securely onto your wheel bearings. Remove excess play by taking off the wheel and tightening the spindle nut until the hub starts to bind, then back off until the binding stops and insert the cotter pin.**


## Wheel Hub and Brake Drum Assemblies (2 required)



- 28-31 Front, hub only, quality reproduction ..... **A1105<sup>A</sup>** **164.99** ea.  
 28-31 Front, hub has been pressed into drum, with new wheel studs, turned to true after hub is installed..... **A1106<sup>A</sup>** **289.99** ea.  
 28-31 Rear, hub only, quality reproduction ..... **A1115<sup>A</sup>** **152.99** ea.  
 28-31 Rear, hub has been pressed into drum, with new wheel studs, turned to true after hub is installed..... **A1116<sup>A</sup>** **299.99** ea.

## Rear Hub Race Repair Kit (2 kits required)

For pitted or worn hubs. Includes: 1 race, 1 bearing, instructions and Loctite adhesive, a great little helper.




- 28-34 ..... **A1115RK<sup>A</sup>** **117.99** kit

Material	Steel
Diameter	1928-29 21"; 1930-31 19"
Rim	Drop center type; width, 1928-29 2-3/4"; 1930-31 3"
Number of Spokes	30, 1/4" diameter

## Wire Spoke Wheels (1 to 5 required)

Coated with primer, ready for painting.



- 28-29 21", reproduction ..... **A1015B<sup>A</sup>** **467.99** ea.  
 30-31 19", reproduction ..... **A1015D<sup>A</sup>** **467.99** ea.

## Wire Spoke Straighteners



- 28-31 Exact copy, helps get bent spokes back into position..... **A1015TOOL<sup>A</sup>** **76.99** ea.  
 28-31 Set of 2 hardened steel straightening tools, U.S. made ..... **28-853470** **109.99** set

## Wire Wheel Support Plates

A must to safely and securely run Model A-style wheels when using 40-48 hydraulic brake drums. These prevent the bending, cracking and elongating of bolt holes on wire wheels.

- 28-31 4 plates ..... **A1015SP<sup>A</sup>** **90.99** set



## Spoke Brush



- 28-31 Makes cleaning spokes easy..... **BRUSH<sup>A</sup>** **6.99** ea.

## Rear Wheel Pullers



- 28-31 Wheel hub puller ..... **A1113T<sup>A</sup>** **104.99** ea.  
 1928 Economy-style, for use on a shouldered hub, which is also known as a protruding ring hub, made of strong ductile iron ..... **28-72871<sup>A</sup>** **39.99** ea.  
 28-31 Economy-style, for use on a grooved hub, which is also known as a recessed ring hub, made of strong ductile iron ..... **28-72866<sup>A</sup>** **39.99** ea.

Remove the axle nut and washer, screw on the knock-off tool and hit the end of the tool with a hammer to loosen the wheel. This economy version won't damage the axle or your wallet!



- 28-34 Knock-off type wheel puller, rear axle ..... **WK4235<sup>A</sup>** **4.99** ea.

## Wheel Studs (Hub Bolts) (10 required)

The two bolts listed have a longer shoulder that must be machined 1/16" for use on old steel drums. They must be swedged under 30-40 tons of pressure and should be done by an expert at a machine shop.



- 28-31 Front, original type ..... **A1107<sup>A</sup>** **1.49** ea.  
 28-31 Rear, original type ..... **A1118<sup>A</sup>** **1.99** ea.

## Wheel Stud (Hub Bolt) Removal Tool

Hard to find cutting tool, used to cut swedges, enabling you to remove and replace pressed-in studs without damaging the hub or drum.



- 28-31 For 1/2" studs, carbide tipped..... **A1107T<sup>A</sup>** **145.99** ea.

## Wheel Stud (Hub Bolt) Installation Tool


Use with a 30-40 ton hydraulic press to swedge the shoulder against the drum, instructions included.



- 28-31 ..... **A1109T<sup>A</sup>** **7.99** ea.

## Wheel Trim Rings (as required)

Smooth stainless steel, 19", a stunning accessory item.



- 30-31 Set of 5 ..... **A18303BST<sup>A</sup>** **487.99** set  
 30-31 ..... **A18303B<sup>A</sup>** **99.99** ea.

Image on far right shows a whitewall tire with center hub cap and trim ring.





## Hub Caps



### Early 1928 Hub Caps

- E28 Nickel, "Ford" script and "Made in USA",  
show car top quality, set of 5 **A1130AR**<sup>Δ</sup> **152.99** set  
E28 1 only **A1130ARE**<sup>Δ</sup> **29.99** ea.

### 1928-29 Hub Caps

- 28-29 Stainless steel, "Ford" script, an excellent  
reproduction, fits the 2-5/8" opening in the  
rim, set of 5 **A1130BC**<sup>Δ</sup> **55.99** set  
28-29 1 only **A1130BCE**<sup>Δ</sup> **9.99** ea.  
Same as above, except chrome-plated.  
28-29 Set of 5 **A1130C**<sup>Δ</sup> **60.99** set  
28-29 1 only **A1130CE**<sup>Δ</sup> **11.99** ea.  
Same as above, except show car top quality.  
28-29 Set of 5 **A1130C/SHOW**<sup>Δ</sup> **142.99** set  
28-29 1 only **A1130CE/SHOW**<sup>Δ</sup> **28.99** ea.  
Same as above, except nickel-plated, show car top quality.  
28-29 Set of 5 **A1130BN/SHOW**<sup>Δ</sup> **142.99** set  
28-29 1 only **A1130BNE/SHOW**<sup>Δ</sup> **29.99** ea.

### 1930-31 Hub Caps

- 30-31 Stainless steel, "Ford" script,  
an excellent reproduction, fits the 3-3/4"  
opening in the rim, set of 5 **A1130SS**<sup>Δ</sup> **60.99** set  
30-31 1 only **A1130SSE**<sup>Δ</sup> **14.99** ea.  
Same as above, except show car top quality.  
30-31 Set of 5 **A1130SS/SHOW**<sup>Δ</sup> **213.99** set  
30-31 1 only **A1130SSE/SHOW**<sup>Δ</sup> **40.99** ea.

### Hub Cap Seal Sets



- 28-29 6 rubber "O" rings, keeps hub caps from  
rattling and keeps them secure **A1131EST**<sup>Δ</sup> **4.99** set  
30-31 Same as above **A1131ST**<sup>Δ</sup> **4.99** set

## MAC's MODEL A SMART-BUY!

Save big with MAC's **MODEL A SMART-BUY** Sets!

### Lug Nut Sets

Save your hard-earned dollars with these lug nut sets from the Model A experts at MAC's Antique Auto Parts. Available in cadmium plating, chrome plating, or stainless steel, the choice is yours. Original lug nuts from the Ford factory were Cadmium-plated, however, stainless steel lug nuts will keep looking great virtually forever; plated surfaces will eventually deteriorate.



- 28-31 Cadmium, 23 pieces **A1012BST**<sup>Δ</sup> **32.99** set  
28-31 Chrome, 23 pieces **A1012BCST**<sup>Δ</sup> **29.99** set  
28-31 Stainless steel, 23 pieces **A1012SSST**<sup>Δ</sup> **111.99** set

**NOTE: 23 pieces—20 for the wheels and 3 for the spare tire**

## Lug Nuts and Washer

The following are exact replicas of those used by Ford from August/September 1928 till end.

- |  |                                       |                             |                 |
|--|---------------------------------------|-----------------------------|-----------------|
|  | 28-31 Cadmium                         | <b>A1012B</b> <sup>Δ</sup>  | <b>1.99</b> ea. |
|  | 28-31 Chrome                          | <b>A1012BC</b> <sup>Δ</sup> | <b>1.99</b> ea. |
|  | 28-31 Polished stainless steel        | <b>A1012SS</b> <sup>Δ</sup> | <b>5.99</b> ea. |
|  | 28-31 Lug nut washer, stainless steel | <b>A1012WS</b> <sup>Δ</sup> | <b>0.49</b> ea. |

### Lug Nut Protectors

- ALL Made of high-impact nylon, fit inside your sockets and eliminate the possibility of damaging the finish, 2 sizes are included, the 3/4" protector uses a 7/8" socket and the 13/16" protector uses a 15/16" socket **1012-PROTECT**<sup>Δ</sup> **4.99** pr.



## Lug Wrench with Starting Crank

Use one end to change the tire and the other end to crank the engine. Use the shortened end for lug nuts to keep from scratching the wheel. The pin that is in the end for cranking over the engine goes in the same direction as the offset so it does not scratch up your floor pans when stored.



- 28-31 **B17036**<sup>Δ</sup> **17.49** ea.

*If your brake drums measure 11.070" ID or .110" thick, they should be replaced. Original steel drum wall thickness is .145". Cast iron drums are considered acceptable per judging standards.*

## Brake Drums and Assemblies (2 required)



- 28-31 Front, drum only, cast iron,  
11" ID (+/- .005") **A1125**<sup>Δ</sup> **121.99** ea.  
28-31 Front, hub has been pressed into drum,  
with new wheel studs, turned to true  
after hub is installed **A1106**<sup>Δ</sup> **289.99** ea.  
28-31 Rear, drum only, cast iron,  
11" ID (+/- .005") **A1126**<sup>Δ</sup> **123.99** ea.  
28-31 Rear, hub has been pressed into drum,  
with new wheel studs, turned to true  
after hub is installed **A1116**<sup>Δ</sup> **299.99** ea.

## Front Hub Grease Caps (2 required)

Inner, retains grease and keeps dirt out of front hubs. Some grinding/filing might be required for press-in type to fit.

- 28-31 Press-in type **A1138**<sup>Δ</sup> **4.99** ea.



## Front Inner Dust Seals (2 required)

Keeps grease out of the brake area.

- 28-34 Top quality, metal **B1190U**<sup>Δ</sup> **6.99** ea.  
28-34 Same as above, except economy version **B1190**<sup>Δ</sup> **2.99** ea.



## Front Axle Nut and Cotter Pin Set

(2 sets required)

Outer spindle, tighten, then back off two slots and pin.

- 28-34 **B1193**<sup>Δ</sup> **3.99** set



## Front Hub Bearing Retainer Washer

- 28-34 Fits between front wheel bearing and axle nut (2 required) ..... **B1195<sup>A</sup>** **3.99** ea.



## Front Wheel Bearing and Race Set (2 sets required)

- 28-34 Timken, 4 pieces ..... **B1201/17T<sup>A</sup>** **69.99** set

### Parts Sold Individually (2 required)

- 28-34 Inner race ..... **B1202T<sup>A</sup>** **11.99** ea.  
 28-34 Inner bearing ..... **B1201T<sup>A</sup>** **19.99** ea.  
 28-34 Outer bearing ..... **B1216T<sup>A</sup>** **22.99** ea.  
 28-34 Outer race ..... **B1217T<sup>A</sup>** **9.99** ea.

## Rear Axle Wheel Bearings

(2 required)

- 28-34 For cars without hydraulic brakes, 3.19" OD x 1-23/32" long ..... **B1225<sup>A</sup>** **29.99** ea.  
 28-34 For cars with hydraulic brakes, 2.84" OD x 1-21/32" long ..... **68-1225<sup>A</sup>** **29.99** ea.



## Rear Axle Housing Bearing Race Repair Kit (2 kits required)

Requires machining for installation. Always double check inner dimensions before machining the housings.

- 28-34 Hardened, instructions included ..... **A4012US<sup>A</sup>** **30.99** kit



## Rear Wheel Outer Grease Seal and Parts

- 28-34 Seal, neoprene, seals off brake area, top quality, 3.195" OD (2 required) ..... **B1175T<sup>A</sup>** **14.99** ea.  
 ALL Seal puller, universal, two tip sizes fit almost all applications ..... **X1175<sup>A</sup>** **10.99** ea.  
 28-34 Seal driver, used to press in rear grease heel seal into the rear wheel hub ..... **28-855191<sup>A</sup>** **26.99** ea.

## Snap Ring (2 required)

Holds grease seal (B1175 or B1175T) in place, also used in transmissions.

- 28-34 3.19" OD ..... **B1180<sup>A</sup>** **2.49** ea.

## Rear Wheel Hub Fiber Gasket (2 required)

Fits under axle nut washer to prevent grease leaks.

- 28-34 1" OD ..... **A4244<sup>A</sup>** **0.99** ea.

## Grease

Premium Timken wheel grease with special additives to prevent rust and reduce wear. A must have for installing new bearings and race!

- ALL 1 lb. tub ..... **GREASE<sup>A</sup>** **7.99** ea.



## Bearing Grease Packer Kit

Applies fresh grease evenly to virtually any bearing. The old grease is forced out onto the cone for easy clean up.

- ALL Universal, 4-1/2" diameter cone ..... **X6150<sup>A</sup>** **12.99** kit



## Spare Tire Bands

All of these spare tire bands simply snap around the tire, so no hardware is needed. There is no latch or lock available at this time.



- 28-29 Unpolished stainless steel, 21" **US** ..... **A1395C<sup>A</sup>** **140.99** ea.  
 30-31 Unpolished stainless steel, 19" **US** ..... **A1395D<sup>A</sup>** **164.99** ea.  
 28-29 Polished stainless steel, 21" **US** ..... **A1395E<sup>A</sup>** **210.99** ea.  
 30-31 Polished stainless steel, 19" **US** ..... **A1395F<sup>A</sup>** **223.99** ea.

## Spare Wheel Guard Assemblies



- 30-31 Stainless steel, with original-style mounting brackets, special bolts and nuts ..... **A17806<sup>A</sup>** **127.99** ea.  
 30-31 Stainless steel, bar only ..... **A17806BAR<sup>A</sup>** **100.99** ea.  
 30-31 Mounting brackets only, with special bolts and nuts ..... **A17806BKTS<sup>A</sup>** **39.99** pr.

## Rear Spare Tire Carriers

Studs included.



- 28-29 Coupe, Sport Coupe, Roadster, and Cabriolet, aluminum ..... **A1379A<sup>A</sup>** **78.99** ea.  
 30-31 Same as above ..... **A1379B<sup>A</sup>** **81.99** ea.  
 28-31 Tudor, Phaeton, and some Fordors, aluminum ..... **A1379C<sup>A</sup>** **75.99** ea.

## Rear Spare Tire Mounting Bolt Sets

- 28-31 Coupe, Sport Coupe, Roadster and Cabriolet ..... **A1379AMB<sup>A</sup>** **3.99** set  
 28-31 Tudor, Phaeton and some Fordors ..... **A1379BMB<sup>A</sup>** **3.99** set

## Rear Spare Tire Lug Bolt (2 required)

- 28-31 Square shoulder, for two top bolts on rear spare tire carrier, also used on side mount arm tire plate ..... **A1448<sup>A</sup>** **2.49** ea.

## Rear Spare Tire Stud and Nut

- 28-31 Rear mount carrier stud, lower only ..... **A1449<sup>A</sup>** **2.49** ea.  
 28-31 Lower stud thin lock nut, adjusts the angle of the tire, goes over the spare mount stud ..... **A1450<sup>A</sup>** **3.99** ea.





## Rear Spare Tire Outer Panel Brace

- 30-31 Supports inside of the outer panel, for the spare tire bracket, stamped steel ..... **A1402<sup>A</sup>** **46.99** ea.



## Rear Spare Tire Support Bracket

For rear mounted spare tires, follows the curved inner panel, carrier top bolt goes through the hole at the bottom.

- 30-31 Coupe, Roadster and Cabriolet with rumble seat ..... **A1401<sup>A</sup>** **17.99** ea.



## Rear Spare Tire Blank-Off Screw Set

- 28-31 2 large screws for sill and 1 snap-in plug, blocks off hole where spare tire was mounted ..... **A17807<sup>A</sup>** **7.99** set



## Spare Tire Side Mount Fender Wells (1 or 2 required)

Side mounts have been a very popular option for collectors since the earliest days of the hobby.

At the Ford factory, when only one side mount spare was used, it was normally placed on the driver's side. Cars with dual side mount spares were uncommon and eventually became rare and desirable for collectors. Thus, passenger side front fenders with spare tire wells have long been expensive and hard to find.

But today, MAC's is proud to offer these beautiful steel fender wells for easy installation into your steel front fenders, left or right. Now restorers often opt for the classic look of dual side mounted spare tires on any Model A, especially with Roadsters. Go for it!

See our Fender Parts section for fender well installation tips and illustrations. Not recommended for fat-fendered cars.



- 28-29 Steel, with lip for welding ..... **A1410/289<sup>A</sup>** **49.99** ea.



- 30-31 Steel, with lip for welding ..... **A1410/301<sup>A</sup>** **56.99** ea.

## Side Mount Spare Tire Carrier Assemblies

All spare tire carrier assemblies are original-style with frame plate and include arm, mounting bracket and wheel plate.



- 28-29 Right or left (1 or 2 required) ..... **A1405AS<sup>A</sup>** **80.99** ea.  
30-31 Right ..... **A1405BR<sup>A</sup>** **80.99** ea.  
30-31 Left ..... **A1405BL<sup>A</sup>** **80.99** ea.

## Side Mount Spare Tire Plates



- 30-31 Right (shown) ..... **A1405BRP<sup>A</sup>** **15.99** ea.  
30-31 Left ..... **A1405BLP<sup>A</sup>** **24.99** ea.

## Side Mount Spare Tire Rivet Kit (1 or 2 kits required)



- 28-31 This 4-piece kit was used originally, but is now commonly replaced with bolts (A1405MB below) ..... **A23202<sup>A</sup>** **2.49** kit

## Side Mount Spare Tire-to-Frame Bolt Set (1 or 2 sets required)



- 28-31 6 pieces ..... **A1405MB<sup>A</sup>** **7.99** set

## Side Mount Spare Tire Carrier Bolt (3 to 6 required)



- 28-31 Original square-shouldered bolt, for side mount arm tire plate, also used on rear spare tire carrier ..... **A1448<sup>A</sup>** **2.49** ea.

## Side Mount Spare Tire Arm Grommet (1 or 2 required)



- 28-31 Anti-rattler, fills hole between spare tire and shield ..... **A1410A<sup>A</sup>** **2.99** ea.



## Tires and Tire Parts

The correct set of tires to complement your faithful Model A are wisely selected by considering passenger safety, product longevity, dollar value and the visual appeal that comes with the period-proper tire and rim combination.

If your A is an earlier version, you have a wide selection of correct 4.50 x 21" bias-ply rubber to choose from, by notable manufacturers such as Firestone, Goodrich, Lester, Universal, Lucas and Excelsior.

The 19" tire sizes for our later A's were standard in the 4.75" sizing and are equally well represented in original appearing blackwalls and optional wide whitewalls to add just the right amount of style to your ride.

For the performance and rallying crowd, we are proud to offer the Excelsior Sport radials—all the benefits of modern radial design with the desirable appearance of old school bias-plys. We are finally able to present the best of both worlds for the discriminating enthusiast.

Consider your budget, whether you'll be showing your car or touring, tread design, style, brand preference and choice of black or white sidewalls, then call MAC's to see how we can make your wishes a reality. There's no time like the present to roll.



All tires are oversized and require additional shipping charges.

Tire Size	1928-29, 4.50" x 21" 1930-31, 4.75" x 19"
Inflation Pressure	35 lbs
Station Wagon	5" x 21" or 19", pressure 40 lbs
Tread Width	21"=3.75"; 19"=3.90"

### Blackwall Tires, 4.50" x 21"

28-29	Firestone	A21TBF <sup>A</sup>	182.99 ea.
28-29	Same as above, except set of four	28-367473 <sup>A</sup>	712.99 set
28-29	Goodrich	A21TBG <sup>A</sup>	178.99 ea.
28-29	Same as above, except set of four	28-367522 <sup>A</sup>	753.99 set
28-29	Lester	A21TBL <sup>A</sup>	142.99 ea.
28-29	Excelsior	A21TBE <sup>A</sup>	156.99 ea.
28-29	Universal	A21TBU <sup>A</sup>	101.99 ea.
28-29	Lucas	A21TBL <sup>C</sup>	121.99 ea.

### Blackwall Tires, 4.75" x 19"

30-31	Firestone	A19TBF <sup>A</sup>	179.99 ea.
30-31	Goodrich	A19TBG <sup>A</sup>	184.99 ea.
30-31	Lester	A19TBL <sup>A</sup>	149.99 ea.
30-31	Excelsior	A19TBE <sup>A</sup>	164.99 ea.
30-31	Universal	A19TBU <sup>A</sup>	99.99 ea.
30-31	Lucas	A19TBL <sup>C</sup>	101.99 ea.

### Blackwall Tires, 600 x 20 (30 x 5)

28-31	AA Truck only, Goodrich, old-style	AA20BG <sup>A</sup>	217.99 ea.
28-31	Same as above, except set of two	28-367567 <sup>A</sup>	459.99 pr.
28-31	AA Truck only, U. S. Royal	AA20BR <sup>A</sup>	179.99 ea.

### Blackwall Tire, 650 x 20

28-31	AA Truck only, Firestone	AA202BF <sup>A</sup>	243.99 ea.
-------	--------------------------	----------------------	------------

### Whitewall Tires, 4.50" x 21"

28-29	Firestone, 2-3/8" wide whitewall	A21TWF <sup>A</sup>	225.99 ea.
28-29	Same as above, except set of four	28-367467 <sup>A</sup>	934.99 set
28-29	Goodrich, 2-1/2" wide whitewall	A21TWG <sup>A</sup>	228.99 ea.
28-29	Same as above, except set of four	28-367493 <sup>A</sup>	911.99 set
28-29	Lester, 2-3/8" wide whitewall	A21TWL <sup>A</sup>	195.99 ea.

### Whitewall Tires, 4.75" x 19"

30-31	Firestone, 2-5/8" wide whitewall	A19TWF <sup>A</sup>	221.99 ea.
30-31	Goodrich, 2-3/4" wide whitewall	A19TWG <sup>A</sup>	225.99 ea.
30-31	Lester, 3" wide whitewall	A19TWL <sup>A</sup>	181.99 ea.

### Whitewall Tire, 600 x 20 (30 x 5)

28-31	AA Truck only, U. S. Royal, 3-1/2"	AA20WR <sup>A</sup>	304.99 ea.
-------	------------------------------------	---------------------	------------

### Radial Tires

These radial tires give you improved handling with the appearance of bias-ply tires and are made in the USA.


28-29	550/600R21, 21" tire, Excelsior Stahl Sport, blackwall	A21ER <sup>A</sup>	356.99 ea.
28-29	440/450R21, 21" tire, American Classic, blackwall	28-853542	206.99 ea.
28-29	440/450R21, 21" tire, American Classic, wide whitewall	28-853541	247.99 ea.
30-31	500R19, 19" tire, Excelsior Stahl Sport, blackwall	A19ER <sup>A</sup>	288.99 ea.
30-31	475/500R19, 19" tire, American Classic, blackwall	28-853549	206.99 ea.
30-31	475/500R19, 19" tire, American Classic, wide whitewall	28-853550	247.99 ea.

### 18" Tires

Lester tires have been a dominant force in the vintage tire market and remain a top choice for restorers and collectors alike. Tube type: 4-ply polyester. Made in the USA.

28-31	Lester Tire, blackwall, 525/550-18, Model A converted to 1932 brakes	28-360752 <sup>A</sup>	204.99 ea.
28-31	Lester Tire, 3-1/4" whitewall, 525/550-18, Model A with 1932 brakes	28-360761 <sup>A</sup>	244.99 ea.

Note: If you have converted to hydraulic brakes and changed your rim size, MAC's has a full listing of tires in our 1932-48 Early V8 Ford Catalog and at [MacsAutoParts.com](http://MacsAutoParts.com).






**Radial Tire Inner Tubes**

28-29	For 21" radial tire, with rubber stem.....	<b>AA201<sup>A</sup></b>	<b>54.99</b> ea.
30-31	For 19" radial tire, with long rubber stem .....	<b>A191<sup>A</sup></b>	<b>17.99</b> ea.

**Rubber Tire Flaps** (1 to 5 required)

28-29	21".....	<b>A21F<sup>A</sup></b>	<b>32.99</b> ea.
30-31	19".....	<b>A19F<sup>A</sup></b>	<b>27.99</b> ea.
28-31	AA Truck only, 600/6.50 x 20 .....	<b>AA20F<sup>A</sup></b>	<b>27.99</b> ea.

**Rubber Tire Inner Tubes** (1 to 5 required)

28-29	4.50" x 21", long rubber stem.....	<b>A211<sup>A</sup></b>	<b>17.99</b> ea.
30-31 <sup>A</sup>	4.75" x 19", long rubber stem.....	<b>A191<sup>A</sup></b>	<b>17.99</b> ea.
28-31	AA Truck only, 600/6.50 x 20, rubber stem ....	<b>AA201<sup>A</sup></b>	<b>54.99</b> ea.



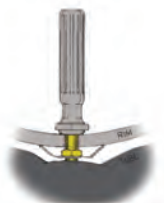
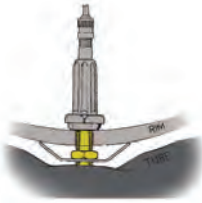
28-31	5.50 x 17" and 5.50 x 18", rubber stem.....	<b>V1505B<sup>A</sup></b>	<b>25.99</b> ea.
-------	---	---------------------------	------------------

**Rim Liner** (1 to 5 required)

Heavy-duty, for use with 21" or 19" wire wheels, stretches and snaps over your rim to prevent tube damage, 1-1/2" wide.



28-31	.....	<b>A2892RL<sup>A</sup></b>	<b>3.99</b> ea.
-------	-------	----------------------------	-----------------

**Metal-Stemmed Inner Tubes and Parts****1928-29 Stem****1930-31 Stem****Metal-Stemmed Inner Tubes** (1 to 5 required)

28-29	4.50" x 21".....	<b>A211MS<sup>A</sup></b>	<b>37.99</b> ea.
30-31	4.75" x 19".....	<b>A191MS<sup>A</sup></b>	<b>49.99</b> ea.

**Dust Covers** (as required)

28-29	Nickel, long.....	<b>A1500SJ<sup>A</sup></b>	<b>18.99</b> ea.
30-34	Nickel, short .....	<b>A1500SC<sup>A</sup></b>	<b>13.99</b> ea.

**MAC's MODEL A SMART-BUY!**

Save big with MAC's **MODEL A SMART-BUY** Kits!

**Metal Stem Inner Tube, Rim Liner and Hardware Master Kits**

Master Kits include all 5 inner tubes and rim liners, plus valve stem dust covers and other wheel hardware that you will need.

**21" Tube and Liner Master Kit**

Includes 5 each of inner tubes (A211MS), rim liners (A2892RL), dust covers (A1500SJ), rim lock nuts (A1500SD), lock nuts (A1500N127) and bridge washers (A1500W127).

28-29	1 kit.....	<b>A211MSKT<sup>A</sup></b>	<b>456.99</b> kit
-------	------------	-----------------------------	-------------------

**19" Tube and Liner Master Kit**

Includes 5 each of inner tubes (A191MS), rim liners (A2892RL), dust covers (A1500SC), prong valve caps (A1500EVC), lock nuts (A1500N127) and bridge washers (A1500W127).

30-31	1 kit.....	<b>A191MSKT<sup>A</sup></b>	<b>315.99</b> kit
-------	------------	-----------------------------	-------------------

**Rubber Stem Inner Tube and Rim Liner Kits**

For maximum reliability and durability, always replace your rim liners and inner tubes whenever you replace your tires.

**21" Tube and Liner Kit**

Includes 5 each of: inner tubes (A211) and rim liners (A2892RL).

28-29	1 kit.....	<b>A211IKT<sup>A</sup></b>	<b>117.99</b> kit
-------	------------	----------------------------	-------------------

**19" Tube and Liner Kit**

Includes 5 each of: inner tubes (A191) and rim liners (A2892RL).

30-31	1 kit.....	<b>A191IKT<sup>A</sup></b>	<b>106.99</b> kit
-------	------------	----------------------------	-------------------



28-29	Rim lock nut (as required) .....	<b>A1500SD<sup>A</sup></b>	<b>11.49</b> ea.
28-31	Locknut (as required) .....	<b>A1500N127<sup>A</sup></b>	<b>3.99</b> ea.



**Bridge Washer** (as required)



28-31 ..... **A1500W127<sup>Δ</sup>** **3.49** ea.

**Prong Valve Cap** (as required)



28-31 Nickel..... **A1500EVC<sup>Δ</sup>** **3.49** ea.

**Tire Accessories**

**Tire Irons, Painted Black**

1928	10" long, October 1927–July 1928.....	<b>A17019/1<sup>Δ</sup></b>	<b>25.99</b> ea.
1928	10" long, July 1928–November 1928.....	<b>A17019/2<sup>Δ</sup></b>	<b>19.99</b> ea.
28-31	10" long, July 1928–July 1931 .....	<b>A17019/3<sup>Δ</sup></b>	<b>19.99</b> ea.
L31	20-1/2" long, July 1931–End .....	<b>A17019/4<sup>Δ</sup></b>	<b>32.99</b> ea.

**Model A Tire Mounting DVD**

This helpful DVD is produced by Diablos A's, a Model A Ford Club of America Chapter. Among its members there are two MAFCA judges, who know the ins and outs of the Model A from a technical standpoint, not just a visual one. The club holds instructional seminars on a regular basis and videos them, so the information can be shared with others. While these DVDs are not professionally done, the information in them simply can't be beat. Mounting a Tire and Inner Tube, learn how to remove a tire without marring your wheel paint, install an inner tube in the tire, properly align the valve stem and re-mount your tire,



28-31 29-minute run time ..... **ADVD15<sup>Δ</sup>** **26.99** ea.

**Tire Pump and Adapter/Check Valve**

A copy of Model A original equipment, with black enamel paint and a hardwood handle. This pump is for show only, but if you order A17052ADAP, a check valve, you will be able to use the pump to inflate your tires on the road.



28-31 With brass fitting..... **A17052<sup>Δ</sup>** **69.99** ea.



28-31 Adapter/check valve for A17052 tire pump, this allows you to use A17052 as a working pump ..... **A17052ADAP<sup>Δ</sup>** **26.99** ea.

**Spare Tire Covers**

These spare tire covers have a drawstring on the back side for a snug fit. Made out of vinyl for easy cleaning.

**1928-29, 21"**

28-29	Black, white "Ford" script.....	<b>A1395AB21<sup>Δ</sup></b>	<b>54.95</b> ea.
28-29	Light tan, blue "Ford" script.....	<b>A1395AL21<sup>Δ</sup></b>	<b>54.95</b> ea.
28-29	Dark tan, blue "Ford" script.....	<b>A1395AT21<sup>Δ</sup></b>	<b>54.95</b> ea.
28-29	Black, no logo .....	<b>A1395AB21PLAIN<sup>Δ</sup></b>	<b>54.95</b> ea.
28-29	Light tan, no logo .....	<b>A1395AL21PLAIN<sup>Δ</sup></b>	<b>54.95</b> ea.
28-29	Dark tan, no logo.....	<b>A1395AT21PLAIN<sup>Δ</sup></b>	<b>54.95</b> ea.

**1930-31, 19"**

30-31	Black, white "Ford" script.....	<b>A1395AB19<sup>Δ</sup></b>	<b>54.95</b> ea.
30-31	Light tan, blue "Ford" script (shown).....	<b>A1395AL19<sup>Δ</sup></b>	<b>54.95</b> ea.
30-31	Dark tan, blue "Ford" script.....	<b>A1395AT19<sup>Δ</sup></b>	<b>54.95</b> ea.
30-31	Black, no logo .....	<b>A1395AL19PLAIN<sup>Δ</sup></b>	<b>54.95</b> ea.
30-31	Light tan, no logo .....	<b>A1395AL19PLAIN<sup>Δ</sup></b>	<b>54.95</b> ea.
30-31	Dark tan, no logo.....	<b>A1395AT19PLAIN<sup>Δ</sup></b>	<b>54.95</b>





Label	Part	Part #
1	Front axle nut	B1193
2	Front hub bearing retainer washer	B1195
3	Outer wheel bearing	B1216T
4	Front wheel, outer race	B1217T
5	Front brake drum	A1125
6	Inner wheel race	B1202T
7	Inner wheel bearing	B1201T
8	Front brake grease baffle	A2060A
9	Lug nut	A1012BCST, A1012B, A1012BC, or A1012SS
10	Lug nut washer	A1012WS
11	Front hub bolt	A1107
12	Front wedge stud assembly	B2051A
113	Front brake operating wedge	B2050
14	Wedge bolt washer	A2052
15	Brake track mounting rivet set	A2013
16	Front roller tracks and rivets, part of A2011C	A2011C
17	Brake shim set	A2052S
18	Brake operating pin	A2075
19	Spindle bolt grease retainer	B3121
20	Front backing plate bolt set	A2011MB

These parts are listed on the next few pages

**Front Brake Specifications**

<b>Drum Diameter</b>	11" +/- .010"
<b>Drum Width</b>	1-3/4"
<b>Brake Shoe Length</b>	14"
<b>Brake Shoe Width</b>	1-1/2"
<b>Brake Shoe Lining Thickness</b>	3/16"
<b>Brake Shoe Material</b>	Woven wire and asbestos
<b>Brake Shoe Surface Area</b>	168 square inches
<b>Brake Rod Length</b>	51-7/16" through 51-1/2"

**Front Brake Assembly Illustration**

© MAC's Antique Auto Parts

## Front Wheel Hub and Brake Drum Assemblies (2 required)

28-31 Hub only, quality reproduction, includes inner and outer races.....**A1105<sup>Δ</sup>** **164.99** ea.

28-31 Hub has been pressed into drum, with new wheel studs, turned to true after hub is installed.....**A1106<sup>Δ</sup>** **289.99** ea.

### Front Brake Drum (2 required)

28-31 Less hub and studs, cast iron, 11" ID (+/- .005).....**A1125<sup>Δ</sup>** **121.99** ea.

## Front Brake Grease Baffle

(2 required)

Often neglected and usually worn, keeps grease off of brake linings.

28-31 Mounts to front backing plate, powder coated black.....**A2060A<sup>Δ</sup>** **25.99** ea.

## Front Brake Roller Track Kit

28-34 Kit does both front wheels, includes instructions, 2 roller tracks, 4 rivets and tool, heat-treated.....**A2011C<sup>Δ</sup>** **19.99** kit

### Brake Track Mounting Rivet Set

28-34 4 pieces for front and rear brake tracks, must be red-hot for installation.....**A2013<sup>Δ</sup>** **0.95** set

### Brake Track Mounting Rivet Tool

28-34 Keeps rivet head intact when peening, used as a bucking bar, included in A2011C.....**A2013T<sup>Δ</sup>** **1.99** ea.

## Model A Replacing Brakes DVD

This helpful DVD is produced by Diablos A's, a Model A Ford Club of America Chapter. Among its members there are two MAFCA judges, who know the ins and outs of the Model A from a technical standpoint, not just a visual one. The club holds instructional seminars on a regular basis and videos them, so the information can be shared with others. While these DVDs are not professionally done, the information in them simply can't be beat. *Replacing Brake Drums and Shoe Linings* teaches how to inspect your brake drums, separate the hubs from the drums, swedge new drums to hubs and remove and reline your brake shoes,

28-31 26-minute run time.....**ADVD2<sup>Δ</sup>** **26.99** ea.

## Front Axle Nut and Cotter Pin Set (2 sets required)

- 28-31 Tighten outer spindle, then back off two slots and pin ..... **B1193<sup>A</sup>** **3.99** set



## Front Hub Bearing Retainer Washer (2 required)

- 28-31 Fits between the front wheel bearing and axle nut ..... **B1195<sup>A</sup>** **3.99** ea.



## Front Hub Grease Caps (2 required)

Inner, retains grease and keeps dirt out of front hubs. Some grinding/filing might be required for press-in type to fit.

- 28-31 Press-in type ..... **A1138<sup>A</sup>** **4.99** ea.



## Grease

Premium Timken wheel grease in a 1 lb. tub with special additives to prevent rust and reduce wear. A must have for installing new bearings and races!

- ALL 1 lb. tub ..... **GREASE<sup>A</sup>** **7.99** ea.



## Bearing Grease Packer Kit

Applies fresh grease evenly to virtually any bearing. The old grease is forced out onto the cone for easy clean up.

- ALL Universal, 4-1/2" diameter cone ..... **X6150<sup>A</sup>** **12.99** kit



## Front Wheel Bearing and Race Set

(2 sets required)

Check your bearings thoroughly for cracks, pits or scores and clean them using a solvent. It is recommended that you replace your bearings because they are usually worn out. This is a good safety measure if you drive your vehicle on tours. Use a good grade grease and don't be afraid of using too much! Also, neoprene grease seals should be coated with grease before installation to lubricate the seal for improved efficiency.

- 28-34 Timken, 4 pieces ..... **B1201/177<sup>A</sup>** **69.99** set

**Parts Sold Individually** (2 required)



- 28-34 Inner race ..... **B1202T<sup>A</sup>** **11.99** ea.  
 28-34 Inner bearing ..... **B1201T<sup>A</sup>** **19.99** ea.  
 28-34 Outer bearing ..... **B1216T<sup>A</sup>** **22.99** ea.  
 28-34 Outer race ..... **B1217T<sup>A</sup>** **9.99** ea.

## Front Brake Shaft Housing Retaining Nut and Washer Set

- 28-31 4 pieces ..... **A2250S<sup>A</sup>** **1.99** set



## Front Brake Operating Wedge (2 required)

- 28-34 Activates front brakes when the operating pin pushes against it ..... **B2050<sup>A</sup>** **24.99** ea.



## Front Brake Wedge Stud Assembly (2 required)

- 28-34 Holds front wedge in place, includes washer ..... **B2051A<sup>A</sup>** **12.99** ea.



## Stud Assembly Mounting Nut Kit

- 28-34 4 pieces: 2 nuts and 2 cotter pins ..... **A2051MB<sup>A</sup>** **3.99** kit



## Washer Only (2 required)

- 28-34 Goes onto wedge stud after the stud is in place, before castle nuts, included in B2051A (listed above) ..... **A2052<sup>A</sup>** **6.49** ea.



## Front Brake Operating Pin (2 required)

- 28-31 Must be straight, runs from brake actuating arm, through king pin to front brake wedge ..... **A2075<sup>A</sup>** **2.99** ea.



## Front Brake Equalizer Floater Sets

- 28-31 Set includes: 2 front brake wedge studs, washers, castle nuts, cotter pins and floater pins, passenger and pickup, 28-29 AA Truck, instructions included ..... **B2051FL<sup>A</sup>** **25.99** set

- 28-31 Top quality Flat Head Ted™ kit, improves brakes, floats all shoes 100%, more affordable than hydraulic brakes, hardened components, includes instructions ..... **B2051FLTQ<sup>A</sup>** **173.99** kit



- 28-31 Deluxe 25-piece Version floats all shoes 100%, more affordable than hydraulic brakes, hardened components, includes instructions, includes brake shoe centering pins, special roller pins and a new thread cleaner ..... **28-384923<sup>A</sup>** **272.99** kit

## Installing a Flathead Ted Brake Floater Kit DVD

This helpful DVD is produced by Diablos A's, a Model A Ford Club of America Chapter. While this DVD is not professionally done, the information in it simply can't be beat. Installing a Flathead Ted Brake Floater Kit, if you purchased our B2051FLTQ or are thinking about it, this is the DVD for you, it shows how to install the Flathead Ted floater kit on the front and rear brakes from start to finish, with lots of great tips along the way.

- 28-31 35-minute run time ..... **ADVD4<sup>A</sup>** **26.99** ea.





## Front Brake Shim Set

- 28-31 10 pieces, cup-shaped shim, compensates for wear in rods ..... **A2052S<sup>A</sup>** **5.99** set

## Spindle Bolt Grease Retainer (2 required)

- 28-31 Fits inside the spindle bolt with the front brake operating pin (A2075) through the middle, 3/16" ID x 3/4" OD x 1/2" thick, felt ..... **B3121<sup>A</sup>** **0.95** ea.

## Front Backing Plate Bolt Set

(2 sets required)

- 28-31 With drilled shank for cotter pins, nuts face outside of backing plate, 8 pieces ..... **A2011MB<sup>A</sup>** **9.99** set

## Front Brake Operating Shafts

- 28-34 With pin, right ..... **A2076B<sup>A</sup>** **26.99** ea.  
28-34 With pin, left ..... **A2077B<sup>A</sup>** **23.99** ea.

## Front Brake Shaft Bushing (4 required)

- 28-34 Graphited, ream to .559" ..... **B2082<sup>A</sup>** **1.99** ea.

## Front Brake Shaft Bushing Reamer

- 28-34 Does both bushings at once, 13" long, .559" fluted reamer ..... **B2082R<sup>A</sup>** **186.99** ea.

## Brake Actuators

Complete assemblies that are ready to install. The actuator shaft is parallel to the front axle when installed, and the brake levers stand up above the shaft.

- 28-31 Right ..... **28-853653** **142.99** ea.  
28-31 Left ..... **28-853632** **142.99** ea.

## Front Brake Lever (2 required)

### Front Brake Lever Pin Set

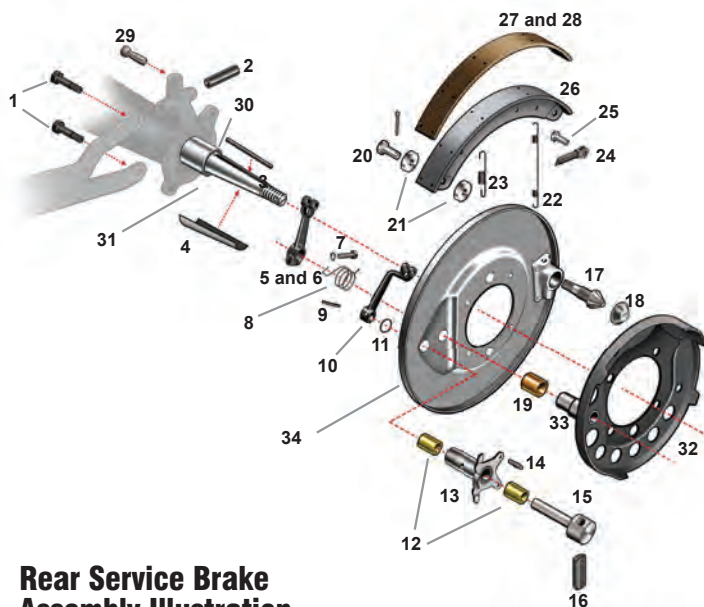
Heat to red hot and peen, made in the USA.

- 28-34 Set of 2 pins ..... **A2085S<sup>A</sup>** **2.49** set

### Dust Ring for Front Brake Lever (2 required)

Keeps dirt and grime out of brake bushings. Fit over the shaft of the brake camshafts before the levers are slipped on. Smaller rings go on the front.

- 28-34 ..... **B2087<sup>A</sup>** **2.49** ea.



## Rear Service Brake Assembly Illustration

Faded items are currently unavailable.

These parts are listed on the next few pages

© MAC's Antique Auto Parts

Label	Part	Part #
1	Long brake housing bolt	<b>A2248</b>
2	Rear spring and perch bushing	<b>A4020</b>
3	Rear axle key	<b>A4243</b>
4	Axle shim	<b>B4235SH</b>
5	Emergency toggle lever, right	<b>A2642</b>
6	Emergency toggle lever, left	<b>A2643</b>
7	Emergency brake cam mounting set	<b>A2644S</b>
8	Emergency brake lever spring	<b>A2646/47</b>
9	Rear brake camshaft lever pins	<b>A2238</b>
10	Camshaft lever	<b>A2235C or A2236C</b>
11	Dust ring	<b>B2087</b>
12	Camshaft bushing	<b>B2227</b>
13	Rear brake camshaft bracket	<b>(part of A2211BC)</b>
14	Brake track mounting rivets only	<b>A2013</b>
15	Rear brake camshaft	<b>B2231A</b>
16	Rear brake cam	<b>B2230</b>
17	Brake adjustment wedge	<b>A2041</b>
18	Dust cap for brake wedge	<b>A2041C</b>
19	Toggle lever bushing	<b>B2227</b>
20	Roller pins	<b>A2045HS or A2045H</b>
21	Brake shoe rollers	<b>B2023</b>
22	Long brake adjustment spring	<b>A2035</b>
23	Short brake adjustment spring	<b>A2036</b>
24	Brake adjusting shaft	<b>A2042</b>
25	Adjusting shaft pin	<b>A2027</b>
26	Brake shoe set	<b>A2021 or A2021W</b>
27	Woven service brake lining set	<b>A2021S</b>
28	Molded service brake lining set	<b>A2021M</b>
29	Rear spring perch ball	<b>A4024</b>
30	Bearing race repair kit	<b>A4012US</b>
31	Rear axle shaft and gear	<b>A4235</b>
32	Carrier assembly plate	<b>A2600N or A2601N</b>
33	Emergency brake toggle lever bushing tube	<b>A2637</b>
34	Rear brake backing plate	<b>28-385219</b>



**Brake Shoe Sets** (2 sets required)

- 28-31 4 pieces, relined with molded linings, front or rear, no core fee.....**A2021<sup>A</sup>** **5.99** set
- 28-31 Same as above, except woven lining, no core fee.....**A2021W<sup>A</sup>** **127.99** set

*Brake shoes and linings can be "arched" to distribute pedal pressure equally over the entire surface of the lining. Shoes should be accurately ground so they make full contact in the brake drum. See book ARM1 in our Books and Manuals section, or your local brake shop can perform this service.*

*If you install brake linings yourself, make sure the lining is clamped securely onto your shoe. Begin with the two center holes and work outward toward either end. Complete the project by grinding the outer ends of the lining at an angle to the two end rivets. Woven lining was used originally on Ford cars.*

**Brake Lining Sets** (4 sets required)

Sets include: 2 pieces and rivets, 1 set does 1 wheel.



- 28-31 Molded.....**A2021M<sup>A</sup>** **24.99** set
- 28-31 Woven.....**A2021S<sup>A</sup>** **28.99** set

**Brake Lining Rivet Set**


- 28-31 20 pieces.....**B2018<sup>A</sup>** **2.99** set

**MAC's MODEL A SMART-BUY!**

Save big with MAC's **MODEL A SMART-BUY Kits!**

**Molded Brake Lining Complete Set**

Reline your Model A brake shoes the "Smart-Buy" way. You'll receive linings for all four wheels, plus enough rivets to install them. The Model A was equipped with woven brake linings from the factory, but many people who enjoy driving theirs a great deal might prefer these molded linings, which are made from modern superior materials.

**A2021MST****A2021SST**

- 28-31 8 pieces and rivets, 1 set does 4 wheels.....**A2021MST<sup>A</sup>** **81.99** set

**Woven Brake Lining Complete Set**

These are the authentic-style woven brake shoe linings, such as your Model A was equipped with from the factory 85 years ago. MAC's "Model A Smart-Buy" set includes linings and rivets for all four wheels. Show car owners and purists will appreciate the authenticity in appearance of the woven brake shoe linings in this convenient and cost-efficient set. 1/16" thicker lining for use with drums that have been turned out .060" or more.

- 28-31 8 pieces and rivets, 1 set does 4 wheels.....**A2021SST<sup>A</sup>** **91.99** set
- 28-29 1/16" thicker than the originals, front or rear, 1 set does 2 wheels.....**28-95713<sup>A</sup>** **91.99** set

**Model A Replacing Brakes DVD**

This helpful DVD is produced by Diablos A's, a Model A Ford Club of America Chapter. While this DVD is not professionally done, the information simply can't be beat.

- Replacing Brake Drums and Shoe Linings* teaches how to inspect your brake drums, separate the hubs from the drums, swedge new drums to hubs and remove and reline your brake shoes.
- 28-31 26-minute run time.....**ADVD2<sup>A</sup>** **26.99** ea.

**Riveting Tool for Brake Linings**

Removes old rivets, drills and countersinks lining and swedges new rivets. Great for any home mechanic who wants to make a tough job easier.



- 28-31 Instructions included.....**X2018<sup>A</sup>** **24.99** ea.

**Brake Shoe Tools**

- 28-31 Brake shoe centering tool, an easy to use gauge that verifies the brake shoe is making complete and even contact with the brake drum, this helps ensure your brake power is not being compromised, instructions included.....**A2020T<sup>A</sup>** **39.99** ea.



- 28-31 Brake shoe installation tool, allows you to stretch the brake spring on the backing plate by rocking the shoe in or out of the brake wedge.....**A2021T<sup>A</sup>** **28.99** ea.



- 28-31 Brake adjusting tool, helps you adjust your brake shoes for maximum stopping potential, comes with easy to follow instructions.....**TOOL-2019<sup>A</sup>** **24.99** ea.

**Front Inner Dust Seals** (2 required)

Keeps grease out of the brake area.



- 28-34 Top quality, metal.....**B1190U<sup>A</sup>** **6.99** ea.
- 28-34 Same as above, except economy version.....**B1190<sup>A</sup>** **2.99** ea.

**Seal Puller**

Use on any oil or grease seal. Place the tip behind the seal, press and pull.



- ALL Universal, two tip sizes fit almost all applications.....**X1175<sup>A</sup>** **10.99** ea.



## Wheel Studs (Hub Bolts) (10 required)

The two bolts listed have a longer shoulder that must be machined 1/16" for use on old steel drums. They must be swedged under 30 to 40 tons of pressure and should be done by an expert at a machine shop.



- 28-31 Front, original type ..... **A1107<sup>Δ</sup>** 1.49 ea.  
 28-31 Rear, original type ..... **A1118<sup>Δ</sup>** 1.99 ea.

### Wheel Stud (Hub Bolt) Removal Tool

Hard to find cutting tool, used to cut swedges, enabling you to remove and replace pressed-in studs without damaging the drum.



- 28-31 For 1/2" studs, carbide tipped ..... **A1107T<sup>Δ</sup>** 145.99 ea.

### Wheel Stud (Hub Bolt) Installation Tool

Use with a 30 to 40 ton hydraulic press, which is needed to swedge the shoulder against the drum, instructions included.



- 28-31 ..... **A1109T<sup>Δ</sup>** 7.99 ea.

## Brake Shoe Rollers

Plated and heat-treated, discard old rollers if they are not perfectly round.



- 28-34 16 pieces ..... **B2023S<sup>Δ</sup>** 17.99 set  
 28-34 Each (16 required) ..... **B2023<sup>Δ</sup>** 2.99 ea.

## Brake Roller Pins

These roller pins have the correct head and are the correct size. They attach to the bottom of the brake shoes. The pin should fit firmly in the shoe. Hardened, zinc-plated.



- 28-34 8 pieces, made in the USA ..... **A2045HS<sup>Δ</sup>** 7.99 set  
 28-34 made in the USA (8 required) ..... **A2045H<sup>Δ</sup>** 1.99 ea.  
 28-31 Replacement-style, set includes 4 pins with specially designed square head, heads have 3 different thicknesses (stock, 1/6" and 1/8") allowing you to rotate heads to properly center rear brake shoes in the drums, eliminates need to replace worn lower brake tracks, simply file the track flat and rotate pin, saving time and money ..... **A2045FHT<sup>Δ</sup>** 42.99 set



## Rear Backing Plate Bolt and Nut Set

These black oxide nuts and bolts attach the rear backing plates and radius rod to the axle housing, the nuts go inside the drum.



- 28-31 8 pieces and 4 cotter pins, enough for one wheel (2 sets required) ..... **A2248/50<sup>Δ</sup>** 24.99 set

### Brake Backing Plate Bolts and Nut



- 28-31 Long (4 required) ..... **A2248<sup>Δ</sup>** 0.99 ea.  
 28-31 Short (4 required) ..... **A2249<sup>Δ</sup>** 3.99 ea.  
 28-31 Nuts go to inside of drum, cadmium-plated (8 required) ..... **A2250<sup>Δ</sup>** 3.99 ea.

## Brake Retracting Spring Set



- 28-31 12 pieces, 4 long and 8 short springs ..... **A2035/36<sup>Δ</sup>** 13.99 set

### Individual Springs

- 28-34 Long, 5-7/8" (1 required per wheel) ..... **A2035<sup>Δ</sup>** 1.99 ea.  
 28-31 Short, 2-1/2" (2 required per wheel) ..... **A2036<sup>Δ</sup>** 0.95 ea.

### Brake Spring Pliers



- ALL Pliers allow for easier removal and installation of return springs, socket end used for removal, notched end used for installation ..... **TOOL-2035<sup>Δ</sup>** 29.99 ea.

## Brake Adjusting Shaft (8 required)

Clevis clamps on the end of the brake shoe and rests against the brake adjusting wedge. Both brake adjusting shafts within a brake adjusting housing must be the same length, or the brake shoes will not be centered. Grind or file to make both lengths equal.



- 28-34 ..... **A2042<sup>Δ</sup>** 14.49 ea.

### Adjusting Shaft Pin (8 required)



- 28-31 Holds adjuster shaft (A2042) onto brake shoe, cadmium-plated ..... **A2027<sup>Δ</sup>** 0.99 ea.

## Rear Spring and Perch Bushing (4 required)

Rear bushings to .571" with a 14.5 mm drill bit.



- 28-31 ..... **A4020<sup>Δ</sup>** 1.99 ea.

### Installation and Removal Tool



- 28-34 Rear spring and perch bushing installation and removal tool, also for front spring and rear brake camshaft bushings ..... **T3820/44T<sup>Δ</sup>** 9.99 ea.

## Rear Spring Perch Ball (2 required)

This became a separate piece from February 1930 till end.



- 30-31 ..... **A4024<sup>Δ</sup>** 3.99 ea.

## Rear Axle Housing Bearing Race Repair Kit (2 kits required)

Requires machining for installation. Always double check inner dimensions before machining the housings.



- 28-34 Hardened, instructions included ..... **A4012US<sup>Δ</sup>** 30.99 kit

## Rear Brake Roller Track Kit

Restore the rear brake roller tracks on your Model A the convenient, cost-effective way, with our comprehensive kit. It has everything you'll need to restore the vital rear brake roller tracks on both sides of your car. It even includes the rivets and special tool.



28-34 ..... **A2211BC<sup>A</sup>** **132.99** kit

**Brake Track Mounting Rivet Set**  
For front or rear brake tracks. Must be heated red-hot for installation.



28-34 4 pieces ..... **A2013<sup>A</sup>** **0.95** set

### Brake Track Mounting Rivet Tool

Keeps the head of rivet A2013 intact when peening, used as a bucking bar.



28-34 Included in  
A2211BC ..... **A2013T<sup>A</sup>** **1.99** ea.

## Brake Adjustment Wedge (4 required)

To remove the brake adjustment wedge, first remove the brake shoes and turn the wedge clockwise until it is loose in its housing. Tap the square end to pop off the cap and the wedge can then be removed.



28-34 Goes through backing plate ..... **A2041<sup>A</sup>** **71.99** ea.

### Brake Adjustment Wedge Wrench

Makes a tough job easier.



28-34 Slips over square end of adjuster  
wedge (A2041) ..... **A2041T<sup>A</sup>** **10.99** ea.

## Dust Cap for Brake Wedge (4 required)

Needed when you replace the adjustment wedge.



28-34 Cup shaped, top quality  
reproduction ..... **A2041C<sup>A</sup>** **2.99** ea.

## Camshaft Bushing (8 required)



28-34 Rear brake bracket, ream to .688", for  
service and emergency brake  
shafts ..... **B2227<sup>A</sup>** **2.99** ea.

### Camshaft Driver and Reamer

For rear brake camshaft and emergency toggle lever bushings.



28-34 Drives bushings out ..... **T3820/44T<sup>A</sup>** **9.99** ea.

## Rear Brake Cam (2 required)



M28-34 Hardened and plated, correct shape,  
top quality ..... **B2230<sup>A</sup>** **6.99** ea.

## Rear Brake Camshafts (2 required)

Spreads the rear brake shoes apart with the use of the cam B2230.



E28 2-7/8" long x 1-1/8" diameter,  
.623" cam hole ..... **B2231AR<sup>A</sup>** **11.99** ea.



M28-31 Hardened, 3-7/8" long ..... **B2231A<sup>A</sup>** **16.99** ea.

## Brake Camshaft Levers

Imported top quality forged steel, pins to brake camshaft, for service brake rod to hook to.



28-34 Right ..... **A2235C<sup>A</sup>** **20.99** ea.  
28-34 Left ..... **A2236C<sup>A</sup>** **16.99** ea.

### Rear Brake Camshaft Lever Pin (2 required)

Holds camshaft (B2231A) in place. Heat to red-hot, peen over ends.



M28-34 ..... **A2238<sup>A</sup>** **2.99** ea.

## Rear Brake Camshaft Dust Ring (2 required)



28-34 Larger ..... **B2234<sup>A</sup>** **2.49** ea.

## Rear Brake Grease Baffle (2 required)

Often neglected and usually worn, keeps grease off of brake linings.



28-31 Mounts to emergency backing plate ..... **A2240B<sup>A</sup>** **8.49** ea.



*Should you use the original mechanical brake system, or convert to hydraulic brakes? Obviously, all Model A Fords left the factory with 4-wheel, mechanically operated drum brakes. They were reliable and sufficient for their day, especially at the speeds people drove in the 1920s and '30s. But few would disagree that hydraulic brake systems are a big improvement.*

*So, those folks who will drive their Model A's very little and those that plan to compete for car show trophies will usually choose the stock mechanical brake system. Others who drive theirs quite a bit, might want to consider converting to Bendix hydraulic brakes with our convenient kit featured below.*

## Rear Axle Parts



- 28-32 Shaft and gear, exact duplicate, forged shaft, milled gear and tempered (2 required) ..... **A4235<sup>A</sup>** **700.99** ea.  
 28-34 Rear axle key (2 required) ..... **A4243<sup>A</sup>** **2.99** ea.  
 28-31 Rear axle shim, tightens loose hubs on worn axles and prevents brake drums from rubbing against the backing plates (2 or 4 required) ..... **B4235SH<sup>A</sup>** **0.99** ea.



- 28-34 Rear axle wheel bearings, for cars without hydraulic brakes, 3.19" OD x 1-23/32" long (2 required) ..... **B1225<sup>A</sup>** **29.99** ea.  
 28-34 Rear axle wheel bearings, for cars with hydraulic brakes, 2.84" OD x 1-21/32" long (2 required) ..... **68-1225<sup>A</sup>** **29.99** ea.  
 28-31 Rear axle nut and cotter pin set, castellated, with cotter pin, 5/8"-18, torque to 100 lb-ft. (2 sets required) ..... **A4242<sup>A</sup>** **3.99** set  
 28-31 Rear axle nut washer only, steel ..... **A4242W<sup>A</sup>** **1.99** pr.

## Rear Wheel Hub, Drum, and Brake Drum Assemblies (2 required)



- 28-31 Hub only, quality reproduction ..... **A1115<sup>A</sup>** **152.99** ea.  
 28-31 Hub has been pressed into drum, with new wheel studs, turned to true after hub is installed ..... **A1116<sup>A</sup>** **299.99** ea.  
 28-31 Rear brake drum, less hub and studs, cast iron, 11" ID (+/- .005") ..... **A1126<sup>A</sup>** **123.99** ea.

## Rear Wheel Hub Fiber Gasket (2 required)

Fits under axle nut washer to prevent grease leaks.

- 28-34 1" OD ..... **A4244<sup>A</sup>** **0.99** ea.

## Rear Wheel Outer Grease Seal

- 28-34 Neoprene, seals off brake area, top quality, 3.195" OD (2 required) ..... **B1175T<sup>A</sup>** **14.99** ea.

## Bendix Hydraulic Brake Conversion Kit

Converts your 28-31 stock mechanical brake system over to Bendix hydraulic brakes. Kit includes:

- 2 ea. front hub w/cap
- 2 ea. front outer bearing
- 2 ea. rear roller bearing
- 4 ea. lincoln drum (not shown)
- 1 pr. front backing plate kits, for 2" lincoln drums
- 1 pr. 28-36 spindle adapter rings
- 1 pr. rear backing plate kits, for 2" lincoln drums
- 2 ea. rear hub with combined offset spacer (1-pc. casting)
- 1 ea. front brake hose bracket and clip set
- 1 ea. wire wheel support plate set (not shown)
- 1 ea. Model A master cylinder/battery box assembly
- 1 ea. brake hose and fitting kit, does not include steel brake lines, use (1) 1/4 x 12", (1) 1/4 x 30" and (3) 1/4 x 60"
- 2 ea. Model A emergency brake cable
- Not included: (1) 1/4 x 12", (1) 1/4 x 30" and (3) 1/4 x 60"

Our hydraulic conversion is an easy to install kit which will have your old stock Model A stopping in no time. Brake hoses, fittings, and e-brake cables are all included. You get everything except the Steel or Stainless Steel Brake Lines. Slight modification of the rear spring hanger. Detailed installation instructions are included.



- 28-31 Passenger and pickup only ..... **28-385983<sup>A</sup>** **3616.99** kit

## MAC's MODEL A SMART-BUY!

Save big with MAC's **MODEL A SMART-BUY** Kits!

## Hydraulic Brake Conversion Rebuild Kit

If you are trying to rebuild your already converted to 1939-48 brakes, this kit will save you time.

This kit includes:

- (1) master cylinder, 91A-2140
- (1) right front wheel cylinder, 21A-2061
- (1) left front wheel cylinder, 21A-2062
- (1) right rear wheel cylinder, 91A-2261
- (1) left rear wheel cylinder, 91A-2262
- (1) rear hydraulic brake hose, 91A-2078-A
- (2) front hydraulic brake hoses, 99A-2079-A
- (4) brake shoe retracting springs, 91A-2035




- ALL Rebuild kit for 39-48 brakes ..... **91A-2001-KT<sup>A</sup>** **254.99** kit




## Hydraulic Brake Backing Plates

12" Bendix-style, self-energizing backing plates. Complete with shoes, wheel cylinders and hardware. Look like the original Ford plates, but these provide you with the improved braking advantage of the Lincoln passenger car brakes.



- 28-31 Front, for 1-3/4" drum, these will not work with "wide five" hubs, drums or wheels, see listing on MacsAutoParts.com for details.....**B-2013-PR<sup>A</sup>** **487.99** pr.



- 28-31 Rear, with emergency brake brackets and hardware .....**48-2213-PR<sup>A</sup>** **665.99** pr.

## Hydraulic Brake Drums (4 required)



- 28-31 Front and rear brake drum, hub mounts from inside drum, top quality, requires special proprietary stud 68-1107-F, (12" x 1-3/4") .....**21A-1125<sup>A</sup>** **142.99** ea.  
 28-31 Same as above, except high quality foreign-made, use stud 68-1107 .....**21A-1125-F<sup>A</sup>** **147.99** ea.

### Hub Bolts (20 required)



- 28-31 Front and rear, .56" x 1.74", straight sided, 1/2" x 20 threads, use with 21A-1125 .....**68-1107-F<sup>A</sup>** **7.99** ea.  
 28-31 Front and rear, .56" x 1.56", straight sided, 1/2" x 20 threads, use with 21A-1125-F .....**68-1107<sup>A</sup>** **4.99** ea.

## Hydraulic Brake Adjusting Wrench

This two-ended wrench makes adjusting your juice brakes a cinch. The 3/4" hex wrench has an angled drop, in order to better loosen the jam nut, while the prong end is used in the adjusting cam to set the shoe's adjustable heel.



- ALL Polished stainless steel, instructions included .....**TOOL-2028<sup>A</sup>** **34.99** ea.

## Hydraulic Front and Rear Wheel Hubs (2 required)


Both of these hubs have the studs pressed into them. They have a 5" x 5-1/2" bolt pattern. They are for use with original or reproduction 1940-48-style "slip-over" drums (21A-1125 or 21A-1125-F). The front hub includes a bearing race and dust cap. The rear hub is keyed for use with a stock axle and includes a bearing race, seal and lock ring.



- 28-31 Front, you will need bearings (see page 23)  
 B1201T and B1216T .....**21A-1105<sup>A</sup>** **186.99** ea.  
 28-31 Rear .....**21A-1115<sup>A</sup>** **260.99** ea.

## Hydraulic Brake Book

- 28-31 Model A Ford Mechanics Handbook, Volume 2, how-to information from Les Andrews, tackles 6-volt to 12-volt conversion and downdraft carburetors, if you are going to convert to hydraulic brakes, this book has an extensive chapter on the conversion process to help you through it. 300 pages, 700+ illustrations .....**AMH2<sup>A</sup>** **29.99** ea.



## Wire Wheel Support Plate Set and Adapter Ring

A must to safely and securely run Model A-style wire wheels when using 40-48 hydraulic brake drums. These prevent the bending, cracking and elongating of bolt holes on wire wheels.



- 28-31 Support plate set, 4 plates .....**A1015SP<sup>A</sup>** **90.99** set  
 28-36 Adapter ring set, for using 39-48 hydraulic brakes on 28-36 spindles .....**X2000<sup>A</sup>** **19.99** set

**See our Taillight section for brake light switches**

## Core Information

At MAC's, we care about cores. Cores are often required for items that are not available new and thus have to be rebuilt using an original-style unit, what we refer to as a "core." Consequently, these cores are always needed, so we can offer them rebuilt and help to keep these vital automotive products available for all Ford fans. This is noted where applicable in the catalog with a \* and note referring to this page.

MAC's charges a core fee on some designated items. For certain items, we must have your core in advance of shipping, as surplus cores are not readily available. This is noted where applicable in the catalog. We also have numerous services available where we restore the item you send in and return it back to you.

**WE WANT YOUR CORES.** When you fail to send MAC's your core, the future availability of the item becomes questionable. Help MAC's keep these items alive for the next generation of early Ford enthusiasts by sending us your core.

The core fee will be refunded upon receipt of an acceptable exchange and within 90 days. All cores must be shipped prepaid by the customer in good, rebuildable condition. If you feel your core is unrebuildable or of marginal condition, save yourself time and money, **DON'T SEND IT.**

Ship cores to:

**MAC's Return Core Dept.**  
**7980 Grissom Pkwy**  
**Titusville, FL 32780**



## Brake Pedal to Cross Shaft Rod

The mushroom on the end is for 30-31-style stop light switches.

- 28-31 16" long.....**A2465B<sup>A</sup>** **13.99** ea.

### Brake Cross Shaft Lever Arm Pin

- 28-31 1 pair.....**A2476<sup>A</sup>** **6.99** pr.

## Brake Rod Anti-Rattler Sets

4 long, flat springs and 2 short, flat springs bolt to bracket on your car and press against the nubs on the brake rods. Nuts for the spring bolts should face the rear, open cupped side of the return spring points away from the service cross shaft and the spring mounts on the bracket closest to the wheel.



- 28-31 Original flat type.....**A2503AS<sup>A</sup>** **11.99** set  
 1931 Original round type, from September 31 till the end of 31, can be used on 28-31, includes hardware.....**A2503BS<sup>A</sup>** **10.99** set

### Brake Rod Anti-rattler Mounting Set

- 28-31 12 pieces, for both types listed above.....**A2504MB<sup>A</sup>** **2.99** set

## Brake Pedal

This forged pedal, which is ribbed just like the original, works for the brake or the clutch.



- 28-E31 Forged steel.....**A2455B<sup>A</sup>** **22.99** ea.

### Pedal Pads



- 1928 Red rubber, for brake and clutch.....**A18422R<sup>A</sup>** **10.99** set



- 28-31 Black rubber, for brake and clutch.....**A18422<sup>A</sup>** **6.99** set



- 28-31 Fulton accessory-style pedals, rubber insert with chrome frame.....**A18422F<sup>A</sup>** **39.99** pr.

## Accessory Brake Pedal Return Spring Set

Combines an anti-rattle and brake lever spring to prevent your stop light from sticking or staying on, with instructions.



- 28-31 2 pieces.....**A2455ACC<sup>A</sup>** **5.99** set

## Front Backing Plate Bolt Set (2 sets required)

Correct original-style with drilled shank for cotter pins, the nuts face outside of the backing plate.



- 28-31 8 pieces.....**A2011MB<sup>A</sup>** **9.99** set

## Rear Backing Plate Bolt and Nut Set (2 sets required)

These black oxide nuts and bolts attach the rear backing plates and radius rod to the axle housing, the nuts go inside the drum.



**MAC's buy!**  
**\$ save \$**

- 28-31 8 pieces and 4 cotter pins, enough for one wheel.....**A2248/50<sup>A</sup>** **24.99** set

### Brake Backing Plate Bolts and Nut



- 28-31 Long (4 required).....**A2248<sup>A</sup>** **0.99** ea.



- 28-31 Short (4 required).....**A2249<sup>A</sup>** **3.99** ea.



- 28-31 Nuts go to inside of drum, cadmium-plated (8 required).....**A2250<sup>A</sup>** **3.99** ea.



## Clevises

### 2-Prong Fork Type (2 required)

Used on the brake pedal to cross shaft rod.



28-34 ..... **A2461<sup>A</sup>** **44.99** ea.

### Fish Eye Type (4 required)

This adjustable clevis at the end of all brake rods always faces the front of the vehicle.




28-34 For service brake rods ..... **A2466<sup>A</sup>** **0.75** ea.

28-34 Forged ..... **A2466F<sup>A</sup>** **4.99** ea.

### Lock Nut Set

Fits behind the brake rod clevis to lock it in place.



28-34 7 pieces ..... **A2469S<sup>A</sup>** **5.99** set

## Clevis Pins



28-29 Special pin, the stop light switch link hooks over the head, used from 1928 through July 1929 ..... **B7533B<sup>A</sup>** **1.99** ea.

28-34 Standard, .310", zinc-plated, for all brake rods, 5/16" diameter (14 required) ..... **A2462<sup>A</sup>** **3.99** ea.

28-34 Oversized, .340", zinc-plated, drill out to 11/32" or .343" for all brake rods (14 required) ..... **A2463<sup>A</sup>** **0.15** ea.

## Brake Cross Shaft Bushings (2 required)

Drill a 3/16" hole in the center at both ends of the rivet deep enough to reach the shaft. Place the shaft in a 20 ton press and push the end of the arm off the shaft. Replace the bushings and install the 5/16" x 1-1/2" pin. Heat to red-hot and peen.

### Original Type



28-31 One-piece-style, woven insert ..... **BB2477<sup>A</sup>** **8.99** ea.

### Solid Type

You will have to take the levers off the cross shaft to install new bushings.



28-31 Bronze ..... **A2477B<sup>A</sup>** **7.99** ea.

### Split Type

You do not have to take the levers off the cross shaft to install new 2-piece bushings.



28-31 Bronze ..... **A2477BS<sup>A</sup>** **15.99** ea.

## Brake Cross Shaft Lever Rivet (2 required)



28-31 Round head, (5/16" x 1-1/2") ..... **RV27<sup>A</sup>** **2.49** ea.

## Brake Cross Shaft Repair Kit

Repairs the brake cross shaft bushing (BB2477) and shaft areas. Includes everything pictured and instructions.



28-31 ..... **A2484<sup>A</sup>** **24.99** kit

## Brake Cross Shaft Bracket Set



28-31 4 pieces ..... **A2478/79<sup>A</sup>** **10.99** set

### Bracket Mounting Bolt and Castle Nut Set

Holds brackets (A2478/79, above) to the frame, nuts should be located at the bottom of the frame.



28-31 8 pieces ..... **A2478/79MB<sup>A</sup>** **7.99** set

### Brake Equalizer Shaft



E28 Stainless steel, for early 1928 Model A's with 2-piece cross shaft ..... **A2480EQS<sup>A</sup>** **38.99** ea.

## Service and Emergency Brake Rods and Set

### Service and Emergency Brake Rod Set



28-31 6 pieces: (4) 50-1/2" rods and (2) 41-1/2" rods, forged ends.. **A2499B/A2864<sup>A</sup>** **101.99** set

### Service Brake Rod (4 required)



28-31 Forged ends, 50-1/2" long ..... **A2499B<sup>A</sup>** **12.99** ea.

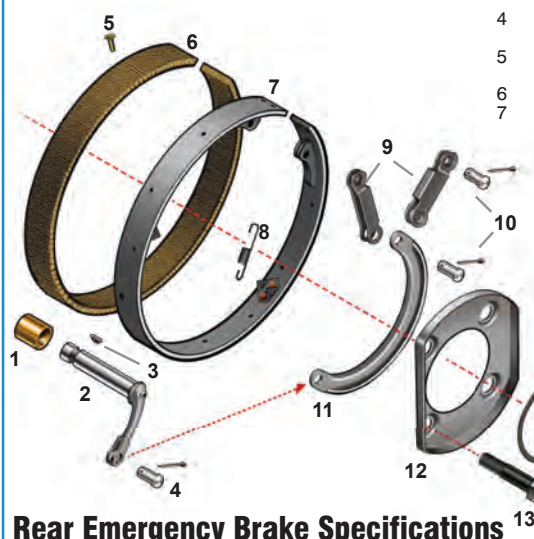
### Emergency Brake Rod (2 required)



28-31 Forged ends, 41-1/2" long ..... **A2864<sup>A</sup>** **15.99**



## Rear Emergency Brake Assembly Illustration



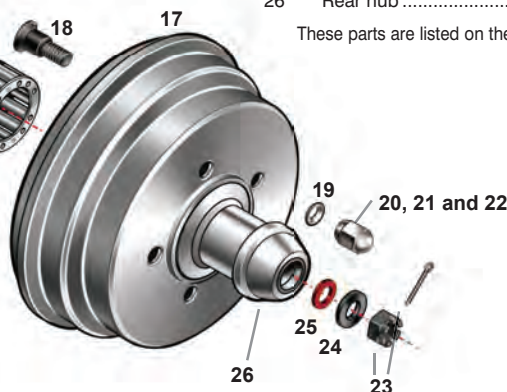
Label	Part	Part #
1	Toggle lever bushing	B2227
2	Emergency brake toggle lever	A2636A
3	Emergency brake toggle lever key	(part of A2644S)
4	Emergency brake toggle lever pin	A2633S
5	Emergency brake lining rivet set	A2621
6	Emergency brake lining set	A2620
7	Emergency brake band	A2610A

Label	Part	Part #
8	Emergency brake retract spring	A2624
9	Emergency brake toggle link	A2628
10	Emergency brake toggle lever pin	A2633A
11	Emergency brake connecting lever	A2632
12	Rear brake grease baffle	A2240B
13	Long brake housing bolt	A2248
14	Snap ring	B1180
15	Rear wheel outer grease seal	B1175T
16	Wheel bearing	B1225
17	Rear brake drum	A1126
18	Rear hub bolts	A1118
19	Hub nut washer	A1012WS
20	Hub bolt nut, cadmium	A1012B
21	Hub bolt nut, chrome	A1012BC
22	Hub bolt nut, stainless	A1012SS
23	Rear axle nut and cotter pin set	A4242
24	Rear axle nut washer	A4242W
25	Axle hub gasket	A4244
26	Rear hub	A1115

These parts are listed on the next few pages

## Rear Emergency Brake Specifications

Drum Diameter	9-5/8"
Drum Width	1-3/4"
Brake Shoe Length	28-3/4"
Brake Shoe Width	1"
Brake Shoe Lining Thickness	3/16" (original), 1/8" (ours)
Brake Shoe Material	Woven wire and asbestos
Brake Shoe Surface Area	57-1/2 square inches
Total Brake Area	255-1/2 square inches



## Emergency Brake Assemblies, New

These new assemblies contain everything from the carrier plate and brake lining to the lever and pins.

28-31	Right (shown)	A2603 <sup>A</sup>	213.99 ea.
28-31	Left	A2602 <sup>A</sup>	213.99 ea.

## Rear Brake Backing Assemblies and Plate



29-31	Assembly, right side	28-385212 <sup>A</sup>	589.99 ea.
29-31	Assembly, left side	28-385206 <sup>A</sup>	599.99 ea.
28-31	Backing plate only (2 required)	28-385219 <sup>A</sup>	178.99 ea.

## Emergency Brake Carrier Assembly Plates

Includes bushing B2227 and toggle shaft lever housing A2637 installed. Please note: the bushing has not been reamed. MAC's recommends our A2227R.



28-31	Right	A2600N <sup>A</sup>	85.99 ea.
28-31	Left (shown)	A2601N <sup>A</sup>	85.99 ea.

## Emergency Brake Shoe Service

Please see the MAC's Model A website for a printable service form and complete instructions.

28-31	Relined with A2620 woven material	A2610RL <sup>A</sup>	109.99 pr.
-------	-----------------------------------	----------------------	------------



## Emergency Brake Band (2 required)

28-31	No linings, new	A2610A <sup>A</sup>	39.99 ea.
-------	-----------------	---------------------	-----------



## Emergency Brake Lining Set

28-31	Without holes, with rivets, one set does 2 shoes	A2620 <sup>A</sup>	55.99 set
-------	--	--------------------	-----------



## Emergency Brake Lining Rivet Set

28-31	40 pieces	A2621 <sup>A</sup>	4.99 set
-------	-----------	--------------------	----------

## Emergency Brake Retract Spring (4 required)


One end hooks to the triangle clip on the band and the other end hooks into the smallest hole on the carrier.



28-31		A2624 <sup>A</sup>	1.99 ea.
-------	--	--------------------	----------

## Emergency Brake Toggle Lever (2 required)

Goes through the backing plate and the emergency brake lever (A2642 or A2643) slips over this. Improved version now accepts 3/8" grease fitting (listed below).



28-31	Single-groove, right or left	A2636A <sup>A</sup>	27.99 ea.
-------	------------------------------	---------------------	-----------

## Grease Fitting (as required)



28-31	3/8" threaded, straight	A772099 <sup>A</sup>	0.99 ea.
-------	-------------------------	----------------------	----------

## Emergency Brake Levers

The emergency brake rod connects to this arm at the rear backing plate.



28-31	Right.....	<b>A2642<sup>Δ</sup></b>	<b>14.49</b> ea.
28-31	Left.....	<b>A2643<sup>Δ</sup></b>	<b>14.49</b> ea.

## Emergency Brake Toggle Lever Bushing Tube (2 required)

Replaces the broken-off or damaged tube on the carrier plate. Flanges on tube must be hammered over or welded to carrier plate. Bushings (B2227) are installed and reamed to fit.

28-31	.....	<b>A2637<sup>Δ</sup></b>	<b>14.99</b> ea.
-------	-------	--------------------------	------------------



### Bushing



28-31	Bushing only.....	<b>B2227<sup>Δ</sup></b>	<b>2.99</b> ea.
-------	-------------------	--------------------------	-----------------

## Emergency Brake Toggle Link (4 required)

Make sure they offset to make a straight line.



28-31	.....	<b>A2628<sup>Δ</sup></b>	<b>7.99</b> ea.
-------	-------	--------------------------	-----------------

## Emergency Brake Connecting Lever (2 required)


Connects the emergency brake toggle lever to the two toggle links.



28-31	Zinc-plated.....	<b>A2632<sup>Δ</sup></b>	<b>15.99</b> ea.
-------	------------------	--------------------------	------------------

## Emergency Brake Toggle Lever Pin Set

Toggle lever pins hook the emergency brake links together inside the drum. Set includes: (2) A2633B and (6) A2633A. Pin heads should be facing the outside of the wheel.

28-31	8 pieces  .....	<b>A2633S<sup>Δ</sup></b>	<b>3.99</b> set
-------	--	---------------------------	-----------------



### Individual Toggle Lever Pins



28-31	Long, (3/8" x 11/16") (6 required).....	<b>A2633A<sup>Δ</sup></b>	<b>2.99</b> ea.
28-31	Short, (3/8" x 9/16") (2 required).....	<b>A2633B<sup>Δ</sup></b>	<b>2.99</b> ea.

## Emergency Brake Lever Spring

Returns levers to the home position, installs outside the backing plate on the brake shaft.



28-31	Right and left.....	<b>A2646/47<sup>Δ</sup></b>	<b>2.49</b> pr.
-------	---------------------	-----------------------------	-----------------

## Emergency Brake Lever Cam Mounting Set

Mounts the emergency brake levers onto the toggle levers.



28-31	6 pieces.....	<b>A2644S<sup>Δ</sup></b>	<b>2.99</b> set
-------	---------------	---------------------------	-----------------

## Rear Wheel Hub and Brake Drum Assemblies (2 required)



28-31	Hub only, quality reproduction.....	<b>A1115<sup>Δ</sup></b>	<b>152.99</b> ea.
28-31	Hub has been pressed into drum, with new wheel studs, turned to true after hub is installed.....	<b>A1116<sup>Δ</sup></b>	<b>299.99</b> ea.

## Rear Brake Drum (2 required)



28-31	Less hub and studs, cast iron, 11" ID (+/- .005").....	<b>A1126<sup>Δ</sup></b>	<b>123.99</b> ea.
-------	--	--------------------------	-------------------

## Rear Axle Wheel Bearings (2 required)



28-34	For cars without hydraulic brakes, 3.19" OD x 1-23/32" long.....	<b>B1225<sup>Δ</sup></b>	<b>29.99</b> ea.
28-34	For cars with hydraulic brakes, 2.84" OD x 1-21/32" long.....	<b>68-1225<sup>Δ</sup></b>	<b>29.99</b> ea.

## Rear Axle Nut and Cotter Pin Set (2 sets required)

5/8"-18, torque to 100 foot pounds.



28-31	Castellated, with cotter pin.....	<b>A4242<sup>Δ</sup></b>	<b>3.99</b> set
28-31	Rear axle nut washer only, steel.....	<b>A4242W<sup>Δ</sup></b>	<b>1.99</b> pr.

## Rear Wheel Hub Fiber Gasket (2 required)

Fits under axle nut washer to prevent grease leaks.

28-34	1" OD.....	<b>A4244<sup>Δ</sup></b>	<b>0.99</b> ea.
-------	------------	--------------------------	-----------------



## Rear Wheel Outer Grease Seal (2 required)



28-34	Neoprene, seals off brake area, top quality, 3.195" OD.....	<b>B1175T<sup>Δ</sup></b>	<b>14.99</b> ea.
-------	---	---------------------------	------------------

## Snap Ring (2 required)

Holds grease seal in place, also used in transmissions.

28-34	3.19" ID, 3-11/32" OD.....	<b>B1180<sup>Δ</sup></b>	<b>2.49</b> ea.
-------	----------------------------	--------------------------	-----------------





## Emergency Brake Handles

- 1928 Pistol grip type, chrome, located in front of gear shift, acceptable for the show car, June 28 through December 28 ..... **A2780B<sup>A</sup>** **97.99** ea.
- 1929 Push-button type, chrome, located in front of gear shift ..... **A2780A<sup>A</sup>** **97.99** ea.
- 29-31 Push-button type, chrome, mounts on right of gear shift ..... **A2780C<sup>A</sup>** **85.99** ea.

## Emergency Brake Handle Bushing

- 1928 Use with A2780B (above) ..... **A2739<sup>A</sup>** **2.49** pr.

## Emergency Brake Handle to Ratchet Bolts and Nuts

- M29-31 2 pieces, July 29 through end ..... **A2781<sup>A</sup>** **3.99** set

## Emergency Brake Handle Pistol Grip and Pivot Pin

- 1928 Replacement pistol grip, CNC milled, not plated, June 28 through December 28 ..... **A2705H<sup>A</sup>** **44.99** ea.
- 1928 Pivot pin and washer set, used to attach A2705H, June 28 through December 28 ..... **A2705R<sup>A</sup>** **11.99** set

## Emergency Brake Handle Button and Pin Set

- 29-31 2 pieces, chrome-finished thumb button for 3/8" diameter shaft ..... **A2791<sup>A</sup>** **4.99** set

## Emergency Brake Handle Extension

- 1928 Installs with no modifications, makes application and release of brake easier, cast aluminum ..... **28-853629** **157.99** ea.

## Emergency Brake Handle Lever Ratchets

- 1928 Used on squeeze handle, from June 28 through December 28 ..... **A2795AR<sup>A</sup>** **16.99** ea.
- 29-31 Use with emergency brake pawl A2786C ..... **B2795B<sup>A</sup>** **14.99** ea.

## Emergency Brake Lever Return Spring

- 28-29 For use when the emergency brake lever is on the left-hand side ..... **A2744R<sup>A</sup>** **39.99** ea.

## Brake Lever Hardware

- 1928 Ratchet mounting screw, from June 28 through December 28, holds A2795AR to the transmission tower ..... **A2785ARMB<sup>A</sup>** **2.49** ea.
- 29-31 Emergency hand brake lever to transmission mounting set, 4 pieces ..... **A2781X<sup>A</sup>** **3.49** set
- 28-31 Felt washer, stops pawl rod rattle, use a coat hanger to push felt into handle bottom ..... **T2913<sup>A</sup>** **1.99** ea.
- 28-31 Same as above, except neoprene ..... **T2913N<sup>A</sup>** **0.99** ea.

## Emergency Handle "Block Off" Plate

- 1928 Covers hand brake handle hole where brake handle has been moved from left cowl subrail to gear shift area, through June 28 ..... **A2706BO<sup>A</sup>** **11.99** ea.

## Emergency Brake Handle Boot

- 28-31 Black rubber ..... **BB7000<sup>A</sup>** **4.99** ea.

## Emergency Brake Seal Retainer and Boot Trim Plate

- E28 Seal retainer, originally a rubber seal was used instead of a boot, this retainer was used to hold the seal in place on the left-hand subrail ..... **A7000BBR<sup>A</sup>** **11.99** ea.
- 28-31 Boot trim plate, stainless steel, with stainless steel hardware, non-original .... **BB7000TR<sup>A</sup>** **7.99** ea.

## Emergency Brake Pawls

- E28 For use on early 1928, when the brake handle is mounted on the left side, next to the cowl panel ..... **A2786E<sup>A</sup>** **13.99** ea.
- 1928 Laser cut and hardened, for pistol grip center mounted emergency brakes, early through December 28 ..... **A2786AR<sup>A</sup>** **11.99** ea.
- L28-M29 Laser cut and hardened, for push-button handle in front of gear shift, December 28 through July 29 ..... **A2786B<sup>A</sup>** **14.99** ea.
- 29-31 Laser cut and hardened, for push-button handles mounted right of gear shift lever, use with B2795B in previous column ..... **A2786C<sup>A</sup>** **11.99** ea.
- L30-31 Use with 5/16" ratchet, pivot end is rounded ..... **A2786D<sup>A</sup>** **9.99** ea.

## Emergency Brake Pawl Rods

Runs inside brake handle to release brake.

- 1928 15" long ..... **A2785A<sup>A</sup>** **7.99** ea.
- 29-34 17-5/8" long ..... **B2785<sup>A</sup>** **6.99** ea.



prices subject to change • check MacsAutoParts.com for the latest prices

## Emergency Brake Pawl Rod Springs



- E28 For use on early 1928, when the brake handle is mounted on the left side, next to the cowl panel ..... **A2793E<sup>Δ</sup>** **14.99** ea.
- 28-31 For brake to right handle, secures pawl rod ..... **A2793B<sup>Δ</sup>** **0.95** ea.

## Emergency Brake Cross Shaft

- 29-31 34-5/8", shaft only, 3 holes drilled ..... **A2828B<sup>Δ</sup>** **29.99** ea.

### Cross Shaft Lever Pin

5/16" x 1-1/4", drill or press old pin from arm and remove old bushings, replace bushing with A2477B or A2477BS and use pins to reassemble.



- 30-31 ..... **A2835B<sup>Δ</sup>** **2.49** pr.

### Cross Shaft Bearing

- 28-E30 Brass bushings at the end of the emergency cross shaft, made to original Ford blueprint ..... **A2839R<sup>Δ</sup>** **34.99** pair

### Cross Shaft Spring and Felt Set

Located at each end of the emergency cross shaft inside the brass cups.

- 28-E30 Set of 2 springs and 2 felts ..... **A2840<sup>Δ</sup>** **4.99** set

### Cross Shaft Felt (2 required)

Slips over balls on end of cross shaft to keep grease in.

- 28-E30 ..... **A2842<sup>Δ</sup>** **2.49** ea.

### Cross Shaft Bracket (2 required)

Holds the shaft to the frame.

- 28-E30 Powder coated black ..... **A2845AR<sup>Δ</sup>** **11.49** ea.

### Cross Shaft Hardware Set

Cross shaft brackets to frame bolt, washer and nut set.



- 28-31 12 pieces ..... **A2845MB<sup>Δ</sup>** **2.49** set

## Cross Shaft Drive Grease Fitting (2 required)



- 28-E30 3/8" drive-in-style, 25°, original ..... **A772089<sup>Δ</sup>** **0.99** ea.

## Brake Handle to Cross Shaft Rods



- 28-29 20-3/4", has an eye on one end, made in the USA, 28 through July 29 ..... **A2853A<sup>Δ</sup>** **15.99** ea.
- 29-31 18-3/4" long, has forged yoke ends, used from July 29 through 31 ..... **28-72873<sup>Δ</sup>** **31.49** ea.

### Clevis Pin

For emergency brake cross shaft, also holds pawls in place.



- 29-31 ..... **A2859<sup>Δ</sup>** **0.99** ea.

## EMERGENCY BRAKE CONTROLS

### Service Brake Rod (4 required)

50-1/2" long, forged end, made in the USA.



- 28-31 ..... **A2499B<sup>Δ</sup>** **12.99** ea.

### Service Brake Rod Clevis

This adjustable clevis at the end of all brake rods always faces the front of the vehicle.



- 28-34 For service brake rods (4 required) ..... **A2466<sup>Δ</sup>** **0.75** ea.
- 28-34 Forged, top quality (4 required) ..... **A2466F<sup>Δ</sup>** **4.99** ea.

### Lock Nut Set

Fits behind the brake rod clevis to lock it in place.



- 28-34 7 pieces ..... **A2469S<sup>Δ</sup>** **5.99** set

### Emergency Brake Rod (2 required)

41-1/2" long, forged end, made in the USA, adjustable end of brake rod faces the front of the car.



- 28-31 ..... **A2864<sup>Δ</sup>** **15.99** ea.

### Emergency Brake Cross Shaft Clevis

Screws to the end of the emergency brake rod, then connects to the cross shaft.



- 28-34 Fish eye type (2 required) ..... **A2865A<sup>Δ</sup>** **3.99** ea.

## Service and Emergency Brake Rod Set



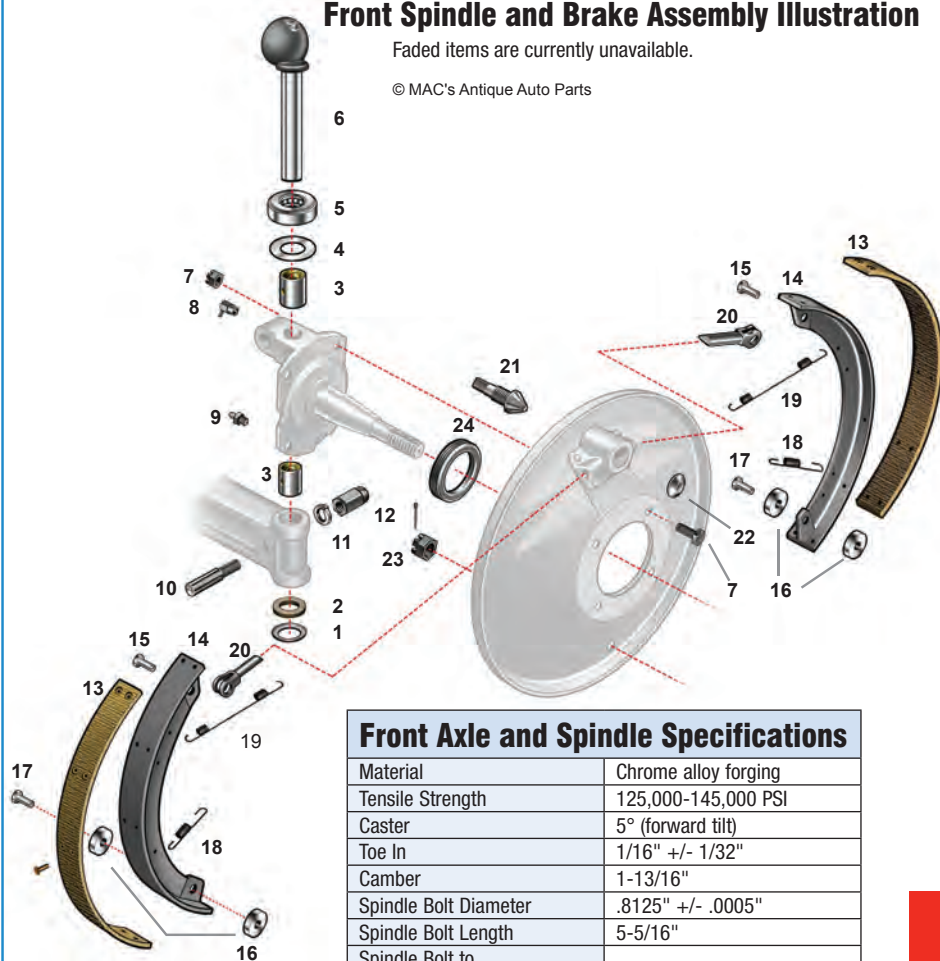
- 28-31 6 pieces: (4) 50-1/2" rods and (2) 41-1/2" rods, forged ends ..... **A2499B/A2864<sup>Δ</sup>** **101.99** set



## Front Spindle and Brake Assembly Illustration

Faded items are currently unavailable.

© MAC's Antique Auto Parts



Label	Part	Part #
1	Felt spindle bolt grease washer.....	<b>B3125</b>
2	Metal cap .....	<b>A3120</b>
3	Spindle bolt bushing .....	<b>A3109/10</b>
4	Spindle bolt shim.....	<b>78-3107</b>
5	Spindle bolt bearing .....	<b>B3123</b>
6	Spindle bolt.....	<b>(part of A3111KP)</b>
7	Nut and bolt ....	<b>(part of A2011MB)</b>
8	Fitting for front spindle .....	<b>A772089</b>
9	Lubricator fitting .....	<b>A772090</b>
10	Front spindle locking pin.....	<b>B3122</b>
11	Lock washer..	<b>(part of A3111X or A3111)</b>
12	Front spindle bolt locking pin nut.....	<b>B3124</b>
13	Service brake lining set.....	<b>A2021M or A2021S</b>
14	Service brake shoes.....	<b>A2021 or A2021W</b>
15	Adjusting shaft pins.....	<b>A2027</b>
16	Brake shoe rollers.....	<b>B2023</b>
17	Roller pins .....	<b>A2045HS or A2045H</b>
18	Short brake adjustment spring .....	<b>A2036</b>
19	Long brake adjustment spring .....	<b>A2035</b>
20	Front brake adjusting shaft ..	<b>A2042</b>
21	Adjustment wedge .....	<b>A2041</b>
22	Dust cap.....	<b>A2041C</b>
23	Castle nut.....	<b>A2051MB</b>
24	Front inner dust seal.....	<b>B1190 or B1190U</b>

Above parts are listed on the next few pages

### Front Axle and Spindle Specifications

Material	Chrome alloy forging
Tensile Strength	125,000-145,000 PSI
Caster	5° (forward tilt)
Toe In	1/16" +/- 1/32"
Camber	1-13/16"
Spindle Bolt Diameter	.8125" +/- .0005"
Spindle Bolt Length	5-5/16"
Spindle Bolt to Bearing Clearance	.0005"-.0015"


**See our Brake Section for front bearings and seals**

## Spindle Bolt Sets

Worn spindle bolt parts contribute to rough steering and "shimmy." This set contains the grooved lock pin (Style 3 as in "Judging Standards"), with the long lock nut used from 1929-31. Place the cup washer with felt under the washer against the bottom of the axle. The felt can be rubber cemented to the lower spindle arm to hold it in place during assembly. The bearing sits on top of the axle with the open side of the bearing down. One or more shims are located between the bottom of the bearing and the top of the axle. Ream the bushing to .814". When connecting the brake lever to the socket or cup of the spindle bolt, check that the lever moves freely by moving the brake rod clevis back and forth. If you feel a drag or bind, the spindle bolt cup might not be aligned to the end of the lever shaft. This can be corrected by filing the cross cut in the spindle bolt shank to change the angle for the cup to seat to the lever shaft.

**MAC's buy! \$ save \$**

28-31	Complete set, 20 pieces (shown) .....	<b>A3111<sup>A</sup></b>	<b>87.99</b> set
28-34	Same set as A3111, less spindle bolts.....	<b>A3111X<sup>A</sup></b>	<b>29.99</b> set
28-31	Spindle bolts only.....	<b>A3111KP<sup>A</sup></b>	<b>61.99</b> set



**Front Spring Perch** (2 required)

- 28-31 Top quality, with bushing installed and reamed, nut is not included (see A3036 below).....**A3030<sup>A</sup>**

**69.99** ea.**Front Perch Nut** (2 required)

- 28-31 Special, holds perch in front axle, torque to 100 lbs., authentic for 28-30, also fits 31 reproduction perches.....**A3036<sup>A</sup>**

**2.99** ea.**Front Perch Nut Shims**

- 28-31 Used to compensate for radius rod wear, this is a concern when the perch nut bottoms out on the perch shoulder, the shims will take up the slack where the nut seats and allows for proper tightening.....**28-853658**

**3.99** pr.**Front Perch Bushing** (4 required)

- 28-31 Ream to .571" with a 14.5 mm drill bit, steel, spring shackle fits into this (2 required per side: 1 in the perch and 1 in the leaf spring).....**A3034<sup>A</sup>**

**1.99** ea.**Front Perch Bushing Installation and Removal Tool**

- 28-31 Also for rear brake camshaft, spindle arm bushings and front spring bushings.....**T3820/44T<sup>A</sup>**

**9.99** ea.**Drill Bit**

- 28-31 Used to ream spring shackle bushings, 14.5 mm bit with 1/2" shank, does front and rear.....**A3035<sup>A</sup>**

**33.99** ea.**Spindle Bolt Thrust Bearing** (2 required)

- 28-34 Holds spindle to front axle, open side faces down, keeps water out, made in the USA.....**B3123<sup>A</sup>**

**4.99** ea.**Spindle Bolt Thrust Bushing** (4 required)

- 28-34 Bi-metal, 1.06" long, ream to .812", line up holes with holes in the spindle, made in the USA.....**A3109/10<sup>A</sup>**

**2.99** ea.**Spindle Bolt Shim** (as required)

- 28-34 .010" thick, limits up and down play in king pins.....**78-3107<sup>A</sup>**

**1.99** ea.**Front Spindle Locking Pin** (2 required)

- 28-34 Grooved, holds spindle bolt in the axle.....**B3122<sup>A</sup>**

**3.99** ea.**Locking Pin Nut** (2 required)

- 28-34 Front.....**B3124<sup>A</sup>**

**7.99** ea.**Front Spindle Felt Cup** (2 required)

Install upside down under the axle to hold B3125.



- 28-34 .....**A3120<sup>A</sup>**

**1.99** ea.**Spindle Bolt Grease Retainers** (2 required)

- 28-34 Fits inside spindle bolt, through the middle, 3/16" ID x 3/4" OD x 1/2" thick, felt, small.....**B3121<sup>A</sup>**

**0.95** ea.

- 28-34 Fits inside cup washer at lower end, felt, large.....**B3125<sup>A</sup>**

**1.99** ea.**Lubricator Fitting** (as required)

- 28-31 1/8" pipe thread screw-in-style, straight, modern.....**A772090<sup>A</sup>**

**0.95** ea.**25° Fitting** (2 required)

- 28-31 For front spindle, 3/8" drive-in-style, original 2 for front spindle top fitting, also for 28 through early 30 emergency brake shaft.....**A772089<sup>A</sup>**

**0.99** ea.



## Steering Arm Adapter



28-34 For 37-48 spindles on a 28-34 axle ..... **X3131<sup>Δ</sup>** **24.99** ea.

## Spindle Arm Castle Nut (2 required)



28-34 Holds original-style spindle arm to front axle ..... **A3132<sup>Δ</sup>** **6.99** ea.

## Tie Rod

Bent or worn tie rods can lead to steering problems. Left-hand thread on one end and right-hand thread on the other, solid steel, less ends, connects the right and left spindle arms. Replace if your drag link has worn a low spot on your old one.



28-34 43-1/2" long, solid steel ..... **B3281<sup>Δ</sup>** **24.99** ea.

## Tie Rod Ends

Tie rod ends used threaded grease fittings and faced toward the front of the car until September 1930. Around November of 30 the grease fittings were changed to the press-in-style and the fittings faced toward the rear of the car—this is the style MAC's carries.



28-34 Right-hand thread, housing only, with bolt ..... **B3285<sup>Δ</sup>** **16.99** ea.



28-34 Left-hand thread, housing only, with bolt ..... **B3286<sup>Δ</sup>** **16.99** ea.

## Tie Rod End Clamping Bolt Set

The nut faces down, the bolt is on the rear side of the tie rod.



28-34 4 pieces ..... **A3285/6MB<sup>Δ</sup>** **6.99** set

## Tie Rod and Drag Link Rubber Seal (4 required)

3/4" hole, keeps grease in and dirt out.



28-34 3/4" hole ..... **BB3332<sup>Δ</sup>** **1.99** ea.

## Tie Rod and Drag Link Metal Cap (4 required)

1-1/64" hole, holds rubber seal BB3332 (above) in place around the steering balls.



28-34 1-1/64" hole ..... **BB3333<sup>Δ</sup>** **3.99** ea.

## Tie Rod and Drag Link End Adjusting Tool

Removes or tightens the threaded plugs in the tie rod and drag link ends.



28-34 ..... **X3300<sup>Δ</sup>** **5.99** ea.

*Front end problems could cause difficult steering, shimmy and bad wearing of your tires. Check your spindle bolt play by pointing your wheels forward and grasping the wheel at the top, pulling back and forth. There should be little or no movement. To check steering ball play, have someone turn the steering wheel and watch the movement of the linkage.*

## Steering Stabilizer

This popular bolt-on accessory effectively eliminates front end shimmy, making your vehicle much more enjoyable and safer to drive. Hidden out of view behind the front axle. One of our best-selling items. Hundreds in use already!



28-31 Includes brackets and instructions ..... **B3281STAB<sup>Δ</sup>** **107.99**

## Steering Improvement Kit

**MAC's buy!**  
**\$ save \$**



28-31 Includes 1 B3281STAB (steering stabilizer), 1 A3305SETQ (Teflon tie rod and drag link rebuild kit) and 1 A3591 (shortened steering pitman arm), all the proven components you need to make handling your Model A easier and safer, left hand drive only ..... **B3281STABKT<sup>Δ</sup>** **233.99** kit

## Drag Link Rods

Drag link rods connect the pitman arm to the front ends. The location of the hole for the ball on the arm is different at each end. Before October 1928 the hole was closest to the end from the pitman arm. After October 1928 the rod was reversed.



28-31 Top quality, made in the USA, does not include inner hardware ..... **A3305<sup>Δ</sup>** **469.99** ea.

## Drag Link Ball Studs (4 required)



28-34 Weld-in replacement type, cut off old ball, drill the hole, insert the ball stud and weld it ..... **A3311W<sup>Δ</sup>** **5.99** ea.

## Tie Rod or Drag Link Rebuilding Kits

### Teflon-style Rebuilding Kit

You won't have to modify this 16-piece kit! One kit does both ends, improving steering for a smoother ride thanks to the Teflon seats against the ball creating less drag.



- 28-34 Teflon, 16 pieces (shown) ..... **A3305SE<sup>Δ</sup>** **39.99** kit  
 28-34 Same as above, except the Teflon has been impregnated with bronze, this material will not wear, making it the best choice, 20 pieces ..... **A3305SETQ<sup>Δ</sup>** **96.99** kit

### Teflon-style Seat Sets

Replacement Teflon seats for A3305SE only (listed above), will not work with regular rebuild kit.



- 28-34 8 pieces (shown) ..... **A3305TEF<sup>Δ</sup>** **24.99** set  
 28-34 Same as above, except the Teflon has been impregnated with bronze, material will not wear, making it the best choice, 8 pieces ..... **A3305BRZ<sup>Δ</sup>** **59.99** set

### Steel-style Rebuilding Kit (2 kits required)

All internal parts for end of tie rod.



- 28-34 10 pieces ..... **B3305S<sup>Δ</sup>** **9.99** kit

## Radius Rod Repair Ball

The radius rod is an integral part of your Model A and we are now able to offer you a way to fix yours, taking out the play in your front end. The repair ball we offer will not work on an early 1928 rod. Please note: You will be required to cut and weld your radius rod, in order to use this repair ball.



- M28-31 Instructions are included. Please be sure to use the proper instructions for your radius rod. The mid-28 thru 30 radius rod can be identified by the concave upper cross section. The 1930-31 radius rod can be identified by the more angular upper cross section. .. **A3405RPB<sup>Δ</sup>** **101.99** ea.

## Radius Rod Ball Spacer (as required)

Used to take up the space caused by wear on the radius rod ball. For use with the original-style stamped steel ball socket only, not the replacement-style with a rubber ball. Apply some grease before installing.




- 28-31 Steel ..... **A3405W<sup>Δ</sup>** **3.99** ea.

## Radius Rod Ball Cap Kits

### Stamped Steel, Original Type

The upper and lower caps are stamped steel as original. If the radius ball is worn, try using A3405W to take up the play. Tighten the castle nut to the sleeve, then back off to the first cotter pin alignment hole.



- 28-31 15-piece kit: 1 felt, 1 pin, 2 special bolts, 2 sleeves, 2 springs, upper and lower caps, 2 special 7/16" castle nuts and cotter pins ..... **A3440S<sup>Δ</sup>** **29.99** kit

### Radius Rod Ball Cap Cast Iron Replacement Type Kit

Bushing replacement, rubber, compensates for worn ball.



- 28-31 9 pieces kit: 2 special bolts, upper and lower caps, 2 special 7/16" castle nuts, a rubber radius ball cap bushing and cotter pins ..... **A3440RS<sup>Δ</sup>** **13.99** kit

### Radius Ball Cap Bushing

Goes over the steel radius ball, use with replacement-style, cast iron caps only.



- 28-34 Oil resistant, rubber ..... **B3446R<sup>Δ</sup>** **2.49** ea.

## Radius Rod Ball Cap Parts

### Ball Socket Bolt



- 28-31 Front radius ball socket bolt, special, slotted head ..... **A3440A<sup>Δ</sup>** **7.49** pr.

### Ball Cap Retainer Pin



- 28-31 Keeps A3440A from turning, 5-1/16" long ..... **A3441<sup>Δ</sup>** **0.99** ea.

### Radius Ball Felt



- 28-31 Fits inside bell housing, heavy-duty, (3" x 1-3/4" x 3/4") ..... **A3425<sup>Δ</sup>** **2.49** ea.

### Radius Rod Nut Assembly Set



- 28-31 2 springs, 2 spacers and 2 nuts (shown) ..... **A3442<sup>Δ</sup>** **9.99** set  
 28-31 Radius ball cap spring (2 required) ..... **A3445<sup>Δ</sup>** **0.95** ea.  
 28-31 Radius rod bolt bushing set, slide over bolts as spacers, 2 pieces ..... **A3435<sup>Δ</sup>** **2.49** set  
 28-31 Ball socket bolt nut, holds radius cap in place, slotted, 7/16"-20 (2 required) ..... **A3440N<sup>Δ</sup>** **3.99** ea.

## Rebuilding 2-Tooth Steering DVD

This helpful DVD is produced by Diablos A's, a Model A Ford Club of America Chapter. Among its members there are two MAFA judges, who know the ins and outs of the Model A from a technical standpoint, not just a visual one. The club holds instructional seminars on a regular basis and videos them, so the information can be shared with others. While these DVDs are not professionally done, the information in them simply can't be beat. Nothing is more satisfying than doing a job yourself and with our A3501KT rebuild kit and this DVD you can have that satisfaction. *Rebuilding 2-Tooth Steering* covers disassembly, inspection, reassembly, and final adjustments, and also hits on the tools you'll require.

29-31 42-minute run time ..... **ADVD10<sup>A</sup>** **26.99** ea.



## 2-Tooth Steering Gear Specifications

Turning Radius	17' (34' diameter)
Steering Gear Ratio	1930-31, 13:1
Steering Wheel Diameter	1930-31, 17"
Pitman Arm Length	6-7/8" hole center to ball center
Ball End Angle to Shaft	14°
Sector Shaft Bearing Clearance	.001"-.002"

## 7-Tooth Steering Gear Specifications

Turning Radius	17' (34' diameter)
Steering Gear Ratio	1928-29, 11-1/4:1
Steering Wheel Diameter	1928-29, 17-1/2"
Pitman Arm Length	6-7/8" hole center to ball center
Ball End Angle to Shaft	14°
Sector Shaft Bearing Clearance	.001"-.002"

## MAC's MODEL A SMART-BUY!

### Save big with MAC's MODEL A SMART-BUY Kits!

Includes (1) each (unless otherwise noted): 2-tooth steering worm (A3524CD), steering box oil drain plug (A3538), steering sector housing (A3548N), steering sector housing stud set (A3549ST), steering worm bearing lower cup (BB3552), steering worm bearing upper race (A3553D), steering sector housing nut (A3549NB), steering housing end plate (A3568T), (2) steering worm bearings (BB3571), 2-tooth steering sector (A3575C), sector thrust screw and nut set (B3577), steering sector thrust washer (A3579A), steering gear box gasket set (A3581BS), eccentric rivet (A3584), steering worm adjusting screw and lock nut (A3585), steering sector housing adjusting stud (A3585S), eccentric adjusting sleeve (A3586), eccentric adjusting cone (A3587).



29-31 (Shown) ..... **A3501KT<sup>A</sup>** **323.99** kit  
 29-31 Same as above, except it does not include the steering worm (A3524CD) or steering sector (A3575C), making it perfect for right-hand drive A's, right hand drive worm and sector are available separately, see pages 47 and 48 ..... **A3501KTNW<sup>A</sup>** **223.99** kit

## 2-Tooth Steering Gear Rebuild Kits

## MAC's MODEL A SMART-BUY!

### Save big with MAC's MODEL A SMART-BUY Kits!

Includes (1) each (unless otherwise noted): steering worm bearing (B3123) (2), 7-tooth steering worm (A3524A), lower bushing assembly (A3553AR), steering box oil drain plug (A3538), 7-tooth steering sector (A3575B), 2 sector bushings (A3576C), lower steering bushing (A3576CL), steering gear box gasket set (A3581AS), light switch spider spring (B3642), light switch spider (B3643), light switch spider retainer (B3644), sector thrust screw and nut set (A3577).



28-29 (Shown) ..... **A3500KT<sup>A</sup>** **178.99** kit  
 28-29 Same as above, except it does not include the steering worm (A3524A) or steering sector (A3575B), making it perfect for right-hand drive A's, right hand drive worm and sector are available separately, see pages 47 and 48 ..... **A3500KTNW<sup>A</sup>** **61.99** kit

## 7-Tooth Steering Gear Rebuild Kits



## 2-Tooth Steering Gear Housing Casting Markings

### Dates

1. February – May 1929

2. February – May 1929

3. April 1929 – Mid-1930

4. January 1930 – End<sup>Δ</sup>5. January 1930 – End<sup>Δ</sup>

### GEMMER

“GEMMER” and “PAT. PDG.” in raised letters

“GEMMER” and “PAT. PENDING” in indented letters

“GEMMER” and “PATENTED” in indented letters

No ID

No ID

### FORD

Raised “F” on the side

Raised “F” on the side

Raised “F” on the side

Indented “A-3550-C” on the engine side

Indented “A-3550-C” on the engine side and

raised 5/16" or 9/16" letter “F” on the other side

Except for minor machining differences, all the above housings are virtually identical mechanically and all new parts furnished will fit each one.

## 2-Tooth Steering Gear Box Note

Ford and Gemmer were the two manufacturers of the 2-tooth steering box. All parts are interchangeable, except the worm gear, 2 races and 2 bearings. The Ford box has a large “F” on the outside where the worms are located. This change was made in December of 1930. The Ford box used a #9 roller bearing, while the Gemmer box used a #13 roller bearing. This also changes the taper on the bearings and races. The only parts available today are for the Gemmer box; therefore, if you have the Ford box with #9 roller bearings and it becomes necessary to change any of the 5 parts, then you must convert to all 5 of the Gemmer components (A3524CD, (2) BB3571, A3553D, BB3552).

## Steering Shafts


### Splined Steering Shaft With Worm

With 7-tooth worm installed, set for 44-9/16" length (you might need to press the worm on further and trim the shaft if your required length is less than 44-9/16").



28-29 44-9/16" length, with steering wheel nut ..... **A3525AWS<sup>Δ</sup>** **203.99** ea.

With 2-tooth worm installed, set for 44" length (you might need to press the worm on further and trim the shaft if your required length is less than 44").



29-31 44" length, with steering wheel nut and key ..... **A3525CSW<sup>Δ</sup>** **163.99** ea.

### Steering Shaft Only

44" long, this will work on 80% of all Gemmer (2-tooth) columns, however, if you need 43" or other length, cut the splined end down and then install the worm.



29-31 With steering wheel nut and key ..... **A3525CS<sup>Δ</sup>** **87.99** ea.

## Steering Worms

Steering worms must be pressed onto the steering shaft.

### Steering Worms, 7-tooth


28-29 Top quality, imported (shown) ..... **A3524A<sup>Δ</sup>** **39.99** ea.

28-29 For right-hand drive, top quality, imported.... **A3524AR<sup>Δ</sup>** **70.99** ea.

### Steering Worms, 2-tooth

29-31 Top quality, imported (shown) ..... **A3524CD<sup>Δ</sup>** **70.99** ea.

29-31 For right-hand drive, top quality, imported. **A3524CDR<sup>Δ</sup>** **66.99** ea.



*We have these made for us to Ford specifications.  
Most rebuilders recommend our worms and sectors.*

## Steering Worm Bearings (2 required)

Located at the top and bottom of the worm shaft.



28-29 7-tooth sector ..... **B3123<sup>Δ</sup>** **4.99** ea.  
29-31 2-tooth sector, Timken ..... **BB3571<sup>Δ</sup>** **9.99** ea.

## Steering Housing Bushing Assembly

For 7-tooth sector, located above the steering worm gear.



28-29 ..... **A3553AR<sup>Δ</sup>** **17.99** ea.

## Steering Worm Upper Bearing Race



29-31 2-tooth sector, top quality ..... **A3553D<sup>Δ</sup>** **34.99** ea.

## Steering Worm Bearing Lower Cup

To remove the cup, slide the punch through the two bolt holes in the bottom of the housing, allowing the cup to be tapped out.



29-31 2-tooth sector, Timken ..... **BB3552<sup>Δ</sup>** **24.99** ea.

## Steering Worm Housing Bolt Set

29-31 Includes nut and lock washer, holds the upper race in place on 2-tooth boxes..... **A3555MB<sup>Δ</sup>** **2.49** set



## Steering Worm Adjusting Bolt Set

29-31 Includes nut and lock washer, 7/16"-20 x 1-7/16", adjusts the upper race on the 2-tooth steering gear..... **A3585<sup>Δ</sup>** **19.99** set



## Sector Thrust Screws

Tighten until it contacts the end of the sector shaft to remove end play.



28-29 7-tooth steering box, 1/2"-20 x 1".....**A3577<sup>Δ</sup>** **32.99** ea.

Aligns the sector shaft to the steering worm gear.

29-31 2-tooth steering box, 9/16"-18 x 15/16", with nut.....**B3577<sup>Δ</sup>** **2.99** set

## Steering Sector Housing

New housing takes care of two things at once! Contains 2 needle bearings for easier steering and a neoprene seal to prevent leaks.



29-31 2-tooth steering gear box housing.....**A3548N<sup>Δ</sup>** **90.99** ea.

## Steering Gear Housing Oil Drain Plugs

Also oil filler plug (replaced original Zerk-style in October 1929).



28-M29 1/8" pipe thread, 28-mid 29.....**A3538AR<sup>Δ</sup>** **2.49** ea.

M29-31 1/4" pipe thread.....**A3538<sup>Δ</sup>** **1.99** ea.



## Steering Sector to Housing Seals

This is an add-on improvement to minimize oil leakage.



28-29 For 7-tooth sector, must bore sector .150" deep, 1.375" diameter, not original.....**A3549A<sup>Δ</sup>** **6.49** ea.

29-31 For 2-tooth sector, must bore sector .250" deep and 1.625" diameter.....**A3549B<sup>Δ</sup>** **6.99** ea.



## Steering Worm Sector Thrust Washers

Fits between the sector and steering box.



28-29 For 7-tooth steering only, ground and hardened, with grooves.....**A3579R<sup>Δ</sup>** **25.99** ea.

29-31 For 2-tooth steering only, special dish washer, the raised center points toward the pitman arm.....**A3579A<sup>Δ</sup>** **3.99** ea.



## Sector Bushing (2 required)

Prevents oil leakage. Fits in the housing where the sector goes through.



28-31 2 and 7-tooth sector, ream to 1.125".....**A3576C<sup>Δ</sup>** **2.99** ea.

## Needle Bearing Conversion Kit

Replaces sector bushings and improves steering. Bore out each end of the sector gear housing 1-1/8" deep and 1-3/8" diameter, then put a needle bearing in each end.



29-31 For 2-tooth sector only, 4 pieces, instructions included.....**A3574S<sup>Δ</sup>** **17.99** kit

## Steering Housing End Plate

Replaces the end plate on the steering column and has a tube that goes above oil level to prevent oil from leaking. Used on 2-tooth steering units, includes mounting gasket.



29-31 Prevents grease leakage, protects light switch housing.....**A3568T<sup>Δ</sup>** **9.99** ea.

## Steering Sectors

The sides of the sector should touch the worm and not the tops of the teeth.


### Steering Sectors, 7-tooth



28-29 Top quality, imported (shown).....**A3575B<sup>Δ</sup>** **87.99** ea.

28-29 Right-hand drive, top quality, imported.....**A3575BR<sup>Δ</sup>** **99.99** ea.

### Steering Sectors, 2-tooth



29-31 Top quality, imported (shown).....**A3575C<sup>Δ</sup>** **101.99** ea.

29-31 Right-hand drive, top quality, imported.....**A3575CR<sup>Δ</sup>** **91.99** ea.

*We have these made for us to Ford specifications.  
Most rebuilders recommend our worms and sectors.*

## 600W Extra Heavyweight Oil (as required)

See chart below for steering box usage as well as others.

### 600W Oil Usage

Transmission	1 pint
Rear End	1-1/2 quarts
7-tooth Steering Box	7-3/4 ounces
2-tooth Steering Box	4-1/2 ounces



28-31 1 quart bottle.....**600W<sup>Δ</sup>** **9.99** ea.

## Steering Sector Housing Adjusting Kit

Kit includes 1 each of: housing lock washer set (A3583L), housing nut set (A3549NB), housing stud set (A3549ST), housing adjusting stud (A3585S), eccentric rivet (A3584), eccentric adjusting sleeve (A3586) and eccentric adjusting cone (A3587).



29-34 Passenger and pickup ..... **A3548KT<sup>A</sup>** **24.99** kit

## Steering Sector Housing Adjusting Hardware

### Housing Lock Washer Set

Special extra wide lock washer set, locks the steering housing to the gear box.



29-34 2-tooth sector, 29/32" OD, heat-treated, 4 pieces, passenger, pickup and truck ..... **A3583L<sup>A</sup>** **4.99** set

### Steering Sector Housing Nut Set

29-34 For 2-tooth housing, with built-in washer, 4 pieces, cadmium-plated, passenger, pickup and truck ..... **A3549NB<sup>A</sup>** **4.99** set



### Steering Sector Housing Stud Set

3 of 4 studs, the 4th stud is a special shouldered stud (A3585S below) sold separately from this set.



29-34 For 2-tooth housing, passenger, pickup and truck ..... **A3549ST<sup>A</sup>** **4.99** set

### Steering Sector Housing Adjusting Stud

Special shouldered stud, for 2-tooth housing, the eccentric adjusting sleeve A3586 and adjusting cone A3587 mount on this stud to adjust the steering sector alignment, allows a better mesh of the sector shaft teeth to the worm gear.



29-34 Passenger, pickup and truck ..... **A3585S<sup>A</sup>** **6.49** ea.

### Eccentric Rivet

Adjusts play in the steering wheel, riveted at the base of the steering gear housing.

29-34 For 2-tooth steering sector housing, passenger, pickup and truck ..... **A3584<sup>A</sup>** **0.95** ea.



### Eccentric Adjusting Sleeve

29-34 For 2-tooth housing, adjusts the sector, passenger, pickup and truck ..... **A3586<sup>A</sup>** **3.99** ea.




### Eccentric Adjusting Cone

29-34 For 2-tooth housing, fits inside sleeve (A3586), passenger, pickup and truck ..... **A3587<sup>A</sup>** **2.99** ea.



## Steering Box Gasket Sets



28-29 7-tooth, 7 pieces ..... **A3581AS<sup>A</sup>** **4.99** set  
29-31 2-tooth, 3 pieces ..... **A3581BS<sup>A</sup>** **2.99** set

### Steering Gear Housing Gasket

29-31 2-tooth-style ..... **A3581B<sup>A</sup>** **2.49** ea.

## Steering Shaft Lower Bearing Shim Set

28-29 7-tooth steering box, 5 pieces:  
3 aluminum shims .008" thick,  
1 copper shim .004" thick and  
1 bronze shim .002" thick ..... **A3580SHIM<sup>A</sup>** **7.99** set



## Spark and Gas Rods (2 required)



### 1928-29, 30" long

28-29 Chrome-plated, top quality, paint the lower end black (shown) ..... **A3540A<sup>A</sup>** **21.99** ea.  
28-29 Nickel-plated, as original ..... **A3540AN<sup>A</sup>** **23.99** ea.  
28-29 Stainless steel ..... **A3540SSA<sup>A</sup>** **30.99** ea.

### 1930-31, 31" long

30-31 Stainless steel ..... **A3540SSB<sup>A</sup>** **30.99** ea.

### Spark and Gas Rod Felt Anti-Rattler (2 required)



28-31 Goes on spark and gas rods to avoid contact with steering column ..... **A3570<sup>A</sup>** **0.95** ea.

## Spark and Throttle Rod Control Arm (2 required)

For end of spark to gas rods. The ball faces down on spark, up on gas rod.



28-31 ..... **A3541<sup>A</sup>** **69.95** ea.

### Spark and Throttle Rod Spring and Pin Set



28-31 4 pieces ..... **A3542/45S<sup>A</sup>** **2.99** set

### Spark and Throttle Rod Control Rod Lever Pin

Holds control arms on the control rods. Pins have to be peened over both ends.

28-31 ..... **A3542<sup>A</sup>** **9.99** pr.



### Spark and Throttle Rod Control Rod Spring (2 required)

Hold the rods tightly in place above the control rod arms.



28-31 ..... **A3545<sup>A</sup>** **0.99** ea.



## Steering Shaft Lower Bearing and Flange Assembly

- 28-29 For 7-tooth steering column, this does not include a bushing, so you will need to order A3576CL ..... **A3551B<sup>Δ</sup>** **91.99** ea.



## Lower Steering Bushings

- 28-29 7-tooth, at bottom of shaft, presses into the lower bearing assembly, .656" ID ..... **A3576CL<sup>Δ</sup>** **11.99** ea.
- 28-29 As above, but oversized, turn shaft to 5/8", presses into the lower bearing assembly, .625" ID ..... **A3576CLO<sup>Δ</sup>** **11.99** ea.



## Steering Gear Light Switch Bracket

Bolts to the bottom of the 2-tooth steering column. The light switch body fits inside it. The notch faces down.

- 29-31 ..... **B3569<sup>Δ</sup>** **7.99** ea.



## Light Switch Bracket Mounting Bolt and Washer Set

- 29-31 1/4"-20 x 5/8" bolts, 4 pieces ..... **A3569MB<sup>Δ</sup>** **0.99** set



## Light Switch Rod Bushing

Brass anti-rattler bushing. Spaces the light switch rod away from the steering wheel.

- 28-31 ..... **A3529<sup>Δ</sup>** **4.99** ea.



## Steering Column to Frame Bolt Set

Holds the steering box to the frame rail. The nut must be outside the frame.

- 28-31 6 pieces, black finish ..... **A3547MB<sup>Δ</sup>** **5.99** set



## Steering Column End Plate Bolt and Washer Set

Holds light switch bracket to steering column housing.

- 28-29 1/4"-20 x 5/8" bolts, 8 pieces ..... **A3569AMB<sup>Δ</sup>** **1.99** set



## Steering Column Clamp

2-tooth steering column clamp used to hold the steering tube onto the steering box.

- 29-31 Includes hardware ..... **A3507<sup>Δ</sup>** **2.49** ea.



## Steering Column Clamp Bolt, Nut and Washer Set

- 29-31 Included with A3507 ..... **A3508<sup>Δ</sup>** **12.99** set



## Steering Column Support

- 30-31 Ductile steel ..... **A3520<sup>Δ</sup>** **39.99** ea.



## Steering Column Upper Bushing

Chrome-plated, woven fabric anti-rattler insert, authentic for 30-31, but will work on 28-29.

- 28-31 ..... **A3517<sup>Δ</sup>** **0.95** ea.



## Steering Column Upper Bushing Screw Set

Holds bushing in place on 7-tooth columns.

- 28-29 ..... **A3517MB<sup>Δ</sup>** **0.99** set



The bushing (A3517) at the top of the steering column aligns the gas and spark rods and the steering shaft. Before installing the bushing into the top of the column, slide the gas and spark rods through the bushing.

Slide A3570 anti-rattle onto each rod 14" from the handle end and extend them through their holes at the bottom of the steering column. Next, tap the bushing in place. This will enable you to get the gas and spark rods through the end of the steering column much easier. Also note that from June 30 to the end of production the screw holes were dropped and a V-shaped lug was added to secure the bushing. The reproduction doesn't have the "V" lug. Originally, this was unfinished zinc die cast.

## Steering Column Lower Support Clamp

- 28-31 Holds the steering column to the dash, cast ..... **A3519<sup>Δ</sup>** **14.99** ea.



## Steering Column Clamp Bolt Sets

- 28-31 Special head, 5/16"- 24 x 1", 4 pieces ..... **A3519BT<sup>Δ</sup>** **2.49** set
- 28-31 Extra long bolt set, special head, 5/16"- 24 x 2-1/4", 4 pieces ..... **A3519BTL<sup>Δ</sup>** **7.99** set



## Steering Column Anti-Rattler

- 28-31 Special rubber strip, goes under column clamp ..... **A3521<sup>Δ</sup>** **1.99** ea.



## Steering Box Oil Seal

- 28-29 For 7-tooth sector, felt ..... **A3527F<sup>Δ</sup>** **1.99** ea.
- 29-31 For 2-tooth sector, felt, original style end plate ..... **A3528<sup>Δ</sup>** **2.49** ea.



## Steering Box Oil Seal Retainers

Not needed if you are ordering the steering housing end plate (A3568T on page 48).

- 29-31 For 2-tooth, steel washer, original ..... **A3527<sup>Δ</sup>** **7.99** ea.
- Special washer that holds the seal in place at the bottom of the column. When you tighten the hex part of the retainer, it will adjust the felt for a seal.



- 28-29 For 7-tooth sector, included with A3527T ..... **A3527BR<sup>Δ</sup>** **6.99** ea.
- .442" OD, with tube added to stop oil from leaking through to the wire harness.



- 28-29 For 7 tooth sector, steering box oil seal retainer tube 7/16" OD, measure ID of steering shaft to determine fit before ordering. .... **A3527T<sup>Δ</sup>** **13.49** ea.

## Lubricator Fitting

Used on 7-tooth gear box. Use 600W oil only, grease will NOT work.

- 28-29 1/8" pipe, with ball check ..... **A772088<sup>Δ</sup>** **3.49** ea.



## Steering Wheels

Not sure what type hub you have? Check the drawings below before placing your order.

We manufacture this wheel. It's an excellent quality duplicate of the original in design and color. No trimming required.

### Splined Hub

28-E29 Red, imported (shown) ..... **A3600AF** <sup>Δ</sup> **137.99** ea.

The following steering wheels are made in the USA and are of a good quality. Might require some additional sanding or trimming.

### Splined Hub

28-E29 Red ..... **A3600AUS** <sup>Δ</sup> **173.99** ea.

28-29 Black ..... **A3600BUS** <sup>Δ</sup> **188.99** ea.

### Keyed Hub

28-29 Black ..... **A3600CUS** <sup>Δ</sup> **188.99** ea.

30-31 Black ..... **A3600EUS** <sup>Δ</sup> **193.99** ea.



## Special Steering Wheel Key



28-34 For keyed steering wheels ..... **A3609** <sup>Δ</sup> **0.99** ea.

## Special Steering Wheel Nut

Thin, holds the steering wheel on the shaft.



28-34 5/8"-18 ..... **B3610** <sup>Δ</sup> **0.49** ea.

## Steering Wheel Puller

Removes steering wheel from the steering shaft, includes a pulling plate for 28-29 steering wheels and also one for 30-31 steering wheels. Instructions included.



28-31 ..... **A3600T** <sup>Δ</sup> **41.99** ea.

## Pitman Steering Arms

For left hand drive only.



28-31 Standard length, looks just like the original, forged ..... **A3590** <sup>Δ</sup> **32.99** ea.

28-31 Shortened by 1-1/2", made from SAE4130 chrome moly steel, the shorter arm makes for easier steering, this new arm is not cut and rewelded like some currently on the market ..... **A3591** <sup>Δ</sup> **44.99** ea.



### Pitman Arm—Ball Only

Cut off old ball, drill hole in pitman arm, insert and weld.

28-31 Weld-on type ..... **A3590B** <sup>Δ</sup> **9.99** ea.





### Pitman Arm Special Mounting Bolt and Nut Set

Attaches pitman arm to the steering sector.



28-31 2 pieces, black oxide ..... **A3590MB** <sup>Δ</sup> **2.99** set

## Restoration and Maintenance Handbooks



### Volume 1

By Paul Moller. 11 chapters covering lubrication, starters, distributors, battery, carburetor, brakes, spindles and water pump.

28-31 59 pages, 73 illustrations ..... **ARM1** <sup>Δ</sup> **17.99** ea.

### Volume 2

By Paul Moller. 9 chapters covering ammeter, cut-out, generator, carburetor, steering column and transmission rebuilding.

28-31 59 pages, 115 illustrations ..... **ARM2** <sup>Δ</sup> **17.99** ea.

## Light Switch Repair Kit



- 28-34 Includes 1 each of the following:  
B3643, B3643TOOL, B3642,  
B3644, B3647, A11655/67  
and B3569 .....



**B3617KT<sup>Δ</sup> 38.99 kit**

### Light Switch Spider

Install prongs on horn rod at 6 and 12 o'clock with the light switch lever at 6 o'clock so the headlights turn on and off at the correct position.

- 28-34 Die cast steel, cadmium-plated ..... **B3643<sup>Δ</sup> 5.99 ea.**



### Light Switch Spider Installation Tool

Makes installation easier by giving you a larger surface to push on, spider tabs fit into the tool to hold it in place for alignment.

- 28-34 ..... **B3643TOOL<sup>Δ</sup> 8.99 ea.**



### Light Switch Spider Spring

- 28-34 Holds light switch rod in place, cadmium-plated..... **B3642<sup>Δ</sup> 4.99 ea.**



### Light Switch Spider Retainer

Holds the spider on the horn rod. Fits into the end of the light switch spider (B3643, above).

- 28-34 U-shaped, steel, cadmium-plated..... **B3644<sup>Δ</sup> 1.99 ea.**



### Light Switch Bail

Holds switch to bottom of steering column.



- 28-34 Cadmium-plated..... **B3647<sup>Δ</sup> 2.49 ea.**

## Steering Gear Light Switch Bracket

Bolts to the bottom of the 2-tooth steering column. The light switch body fits inside it. The notch faces down.



- 28-34 ..... **B3569<sup>Δ</sup> 7.99 ea.**

### Light Switch to Steering Box Bolt and Washer Set

- 28-34 4 pieces, cadmium-plated..... **A3569MB<sup>Δ</sup> 0.99 set**



## Light Switch Body

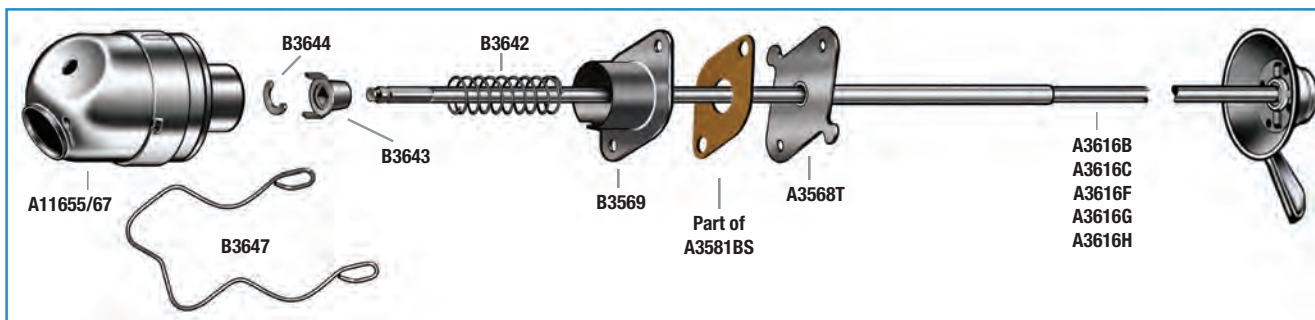
Fits lower end of steering column, light switch wires slip inside to turn lights on and off.

- 28-34 Contacts included ..... **A11655/67<sup>Δ</sup> 19.99 ea.**



## Horn Button Repair Kits

- 28-29 Chrome button, spring and ring, 4 pieces ..... **A3617A<sup>Δ</sup> 32.99 kit**  
30-31 Black button, spring and ring, 4 pieces ..... **A3617B<sup>Δ</sup> 32.99 kit**



## Horn and Light Switch Rods

If possible, measure your light switch rod from the top of the rod under the light switch to the keeper groove just before the bottom end. 90% of 28-29 vehicles used "B"-style rods and 90% of 30-31 vehicles used "H"-style rods. See the illustration for further help. Some reproduction rods will not fit into the steering shaft. Test the shaft by sliding the reproduction rod in from the worm end. If it will enter, it will be fine, except for the last 1-1/2" from the threaded end. To correct the end, use a 3/8" drill to open the top 1-1/2" of the shaft for the rod to fit. After drilling, clean out fittings using a long wire with a cloth tied to the end. Horn button is included with each rod.

- |       |                         |                           |                  |
|-------|-------------------------|---------------------------|------------------|
| 28-29 | 45-3/4", Ford.....      | <b>A3616B<sup>Δ</sup></b> | <b>71.99 ea.</b> |
| 1929  | 45", Gemmer.....        | <b>A3616C<sup>Δ</sup></b> | <b>71.99 ea.</b> |
| 1930  | 45-3/4", Ford.....      | <b>A3616F<sup>Δ</sup></b> | <b>71.99 ea.</b> |
| 1930  | 44-31/32", Gemmer ..... | <b>A3616G<sup>Δ</sup></b> | <b>74.99 ea.</b> |
| 30-31 | 45-31/32", Gemmer ..... | <b>A3616H<sup>Δ</sup></b> | <b>75.99 ea.</b> |

### Horn and Light Switch Rod Repair Kit

Everything you need to replace your broken wire, contacts and insulator.



- 28-31 5 pieces ..... **A3616RK<sup>Δ</sup> 5.99 kit**

A3616B—Ford Design  
1928-29 7-tooth Box  
with 44-1/2" Shaft



A3616C—Gemmer Design  
Feb. 1929 2-tooth Box  
with 43" Shaft



A3616G—Gemmer Design  
Jan. 1930 2-tooth Box  
with 43" Shaft



A3616F—Ford Design  
Jan.—March 1930  
2-tooth Box with 44" Shaft



A3616H—Gemmer Design  
Feb. 1930-1931 2-tooth  
Box with 44" Shaft





## Rear Axle Specifications

Type	Three quarter floating
Material	Special Ford carbon manganese steel
Gear Ratio	3.78:1 (34-9) Early 1928: 3.7:1 (37-10) Trucks: 4.11:1 (37-9) ~10,000 1928-29 Roadsters: 3.54:1 (39-11)
Pinion Bearing Cup	Double taper roller type B4616
Bearing Cup	B4222
Differential Bearing	B4221
Ring Gear	8.4" pitch diameter, 1-3/16" wide teeth
Axle Shaft	1-1/8" diameter, 1.128"-1.130"
Dimension From Housing	Before 1929-1.370"-1.372" After 1929-1.365"- 1.367" Flange to Bearing Shoulder
In Axle Housing to	OD of axle housing race
Rear Wheel Bearing	2.061"-2.0635"
ID of Wheel Hub	3.188"-3.190": max. wear 3.185"
Axle and Driveshaft Seal	B4245
Inner Axle Seal	B4245
Differential Lubricant	600W, 1-1/2 quart capacity
New Bearing Torque	20 foot pounds
Bolt Torque	35 foot pounds
Axle Backlash	.010"-.015"
Axle End Play	.015"-.020"
Length of Full Spline	2-1/2"
Spline Minor Diameter	.901"-.911"
Spline Outer Diameter	1.090"-1.091"
Pinion Bearing Torque	15-20 foot pounds

## Rear Axle Housing Bearing Race Repair Kit (2 kits required)

Requires machining for installation.  
Always double check inner dimensions  
before machining the housings.

28-31 Hardened, instructions included ..... **A4012US<sup>A</sup>** **30.99** kit

## Rear Spring and Perch Bushing (4 required)

Ream bushings to .571" with a 14.5 mm drill bit.

28-31 ..... **A4020<sup>A</sup>** **1.99** ea.

## Rear Spring and Perch Bushing Installation and Removal Tool

28-31 Also for front spring and  
rear brake camshaft bushings ..... **T3820/44T<sup>A</sup>** **9.99** ea.

## Drill Bit

28-31 Used to ream spring shackle bushings,  
14.5 mm bit with 1/2" shank, does  
front and rear ..... **A3035<sup>A</sup>** **33.99** ea.

## Rear Spring Perch Balls (2 required)

Use to repair perches that don't have a removable  
ball. Cut the old ball off, drill to 9/16", press in  
the new ball and stud then weld in place.

28-30 Straight shank ..... **A4024ST<sup>A</sup>** **5.99** ea.

This became a separate piece from February 1930 till end. Grind off the rivet  
end, press out the old ball and  
stud, then insert the new ball and stud. Heat the  
rivet end to red-hot and peen.

30-31 Tapered shank ..... **A4024<sup>A</sup>** **3.99** ea.

*It's always smart to check the internal parts of the rear end periodically. After removing the rear spring, unbolt the driver's side axle housing; this will allow for the removal of both axles. To remove the axle with ring and carrier, you only need to remove the ten bolts on the driver's side of the axle housing, then slide off the housing and pull the axles with ring and pinion attached out. At this time, replace the three grease seals, one at either end of the axle housing and one at the front of the torque tube. Always use new gaskets and seals when reassembling.*


## Differential Filler and Drain Plug (1 or 2 required)



28-34 Original type ..... **B4030<sup>A</sup>** **0.99** ea.  
28-34 Magnetized ..... **B4030M<sup>A</sup>** **3.99** ea.

## Rear End Housing Gaskets (as required)

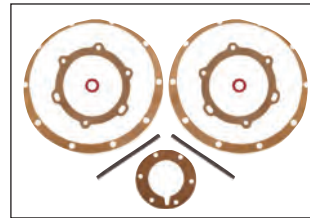
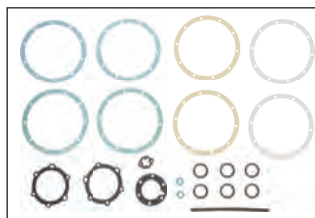
Acts as a shim to get correct backlash between the pinion and ring gear, add or remove as needed for proper setting.



28-32 .016" thick ..... **B4035<sup>A</sup>** **0.99** ea.  
28-32 .010" thick ..... **B4035/010<sup>A</sup>** **3.49** ea.  
28-32 .006" thick ..... **B4035/006<sup>A</sup>** **3.49** ea.

## Rear Axle and Universal Joint Gasket Sets

The ultimate rear end and driveshaft gasket set includes: 2 U-joint gaskets, 1 speedometer drive gasket, 8 banjo gaskets ((2) .003", (2) .005", (2) .007" and (2) .009"), 2 fiber hub washers, 1 torque tube to banjo gasket, 4 steel carrier bearing shims (2) .005" and (2) .010" and 1 cork packing for U-joint covers. Soak in hot water for a perfect fit.



28-31 Top quality, 19 pieces ..... **A4035STQ<sup>A</sup>** **44.99** set

Soak in hot water for a perfect fit. Comes with B4035 style rear end housing gasket.

28-31 9 pieces ..... **A4035S<sup>A</sup>** **6.99** set

## Gasket Between Axle Housing and Torque Tube



28-31 With groove ..... **B4207<sup>A</sup>** **0.35** ea.

## Axle Housing Bolt Set

Bolts axle shaft to differential housing,  
torque to 35 foot pounds.



28-31 3/8"-24 x 5/8", black finish, 20 pieces ..... **A4035MB<sup>A</sup>** **24.99** set

## Ring Gear and Pinion Sets



- 28-31 Standard, 3.78:1, ring = 34 teeth, pinion = 9 teeth, top quality ..... **B4209A<sup>Δ</sup>** **477.99** set
- 28-31 High speed, 3.54:1, ring = 39 teeth, pinion = 11 teeth, adds more than 5 MPH to performance, be sure to change speedometer gear with A17270B, top quality ..... **B4209HS<sup>Δ</sup>** **477.99** set
- 28-31 Low speed, 4.11:1, ring = 37 teeth, pinion = 9 teeth, for use with overdrive, made in the USA ..... **B4209LS<sup>Δ</sup>** **638.99** set

## Spider Gear Set



- 28-31 3 pieces, made to Ford specifications ..... **A4215<sup>Δ</sup>** **228.99** set

## Pinion Pullers

- 28-31 Economy version, pull pinion gear, bearing, bearing race and driveshaft as one unit, won't damage driveshaft threads, instructions included ..... **A4210P<sup>Δ</sup>** **55.99** ea.



- 28-31 Deluxe version, used for removing and installing the pinion bearing in the axle center section, instructions included ..... **A4210PDLX<sup>Δ</sup>** **163.99** ea.

## Transmission and Differential Bolt Sets



- 28-31 86 pieces, cadmium ..... **A80036<sup>Δ</sup>** **30.99** set

### Differential Bolt Set



- 28-31 42 pieces, cadmium ..... **A80041<sup>Δ</sup>** **7.49** set

## Differential Case Hardware



- 28-31 Mounting bolt set, 18 pieces, holds both halves of the ring carrier together, bolts are grade 5 and cross drilled, we recommend you also order SAFETYWIRE ..... **A4217MB<sup>Δ</sup>** **23.49** set
- 28-31 Nut, used to secure two halves of carrier assembly (9 required) ..... **NCastle616<sup>Δ</sup>** **0.99** ea.

## Differential DVD

This helpful DVD is produced by Diablos A's, a Model A Ford Club of America Chapter. While this DVD is not professionally done, the information simply can't be beat. *Rebuilding a Model A Ford Differential* is divided into two parts: Part One discusses disassembly of the Model A differential. Part Two goes through reassembly of your unit and includes instructions how to establish proper 'preload' for the pinion, and the mating of the pinion and ring gear. Includes differential disassembly and reassembly sections and pinion preload instructions.

- 28-31 61-minute running time ..... **28-360608<sup>Δ</sup>** **26.99** ea.

## Rear Axle Shaft and Gear (2 required)



- 28-32 Exact duplicate, made in the USA, forged shaft, milled gear and tempered ..... **A4235<sup>Δ</sup>** **700.99** ea.

## Rear Axle Shim (2 or 4 required)

Tightens loose hubs on worn axles and prevents brake drums from rubbing the backing plates.



- 28-34 ..... **B4235SH<sup>Δ</sup>** **0.99** ea.

## Rear Wheel Pullers



- 28-31 Wheel hub puller ..... **A1113T<sup>Δ</sup>** **104.99** ea.
- 1928 Economy-style, for use on a shouldered hub, which is also known as a protruding ring hub, made of strong ductile iron ..... **28-72871<sup>Δ</sup>** **39.99** ea.
- 28-31 Economy-style, for use on a grooved hub, which is also known as a recessed ring hub, made of strong ductile iron ..... **28-72866<sup>Δ</sup>** **39.99** ea.

*Remove the axle nut and washer, screw on the knock-off tool and hit the end of the tool with a hammer to loosen the wheel. This economy version won't damage the axle or your wallet!*



- 28-31 Knock-off type wheel puller, rear axle ..... **WK4235<sup>Δ</sup>** **4.99** ea.

## Rear Axle Nut and Cotter Pin Set (2 sets required)



- 28-31 Castellated, 5/8"-18, torque to 100 foot pounds, cadmium-plated ..... **A4242<sup>Δ</sup>** **3.99** set

### Rear Axle Nut Washer



- 28-31 Steel ..... **A4242W<sup>Δ</sup>** **1.99** pr.

### Axle Hub Gasket (2 required)

Fiber washer. Fits under the axle nut washer on the rear hub to prevent grease leaks.



- 28-31 1" OD ..... **A4244<sup>Δ</sup>** **0.99** ea.

## Rear Axle Key (2 required)



- 28-34 2.859" long, always keep a spare ..... **A4243<sup>Δ</sup>** **2.99** ea.



**Inner Axle and Driveshaft Seal** (3 required)

Keeps grease in and dirt out, the sharp tapered edge faces the differential and works best if the back or open side faces the lubrication. Coat the surface of the seal with grease before installing.

28-34 Neoprene seal ..... **B4245<sup>A</sup>** **1.99** ea.

**Economy Seal Driver**

For B4245 above. Install seal on this tool and thread length of pipe in the other end. Insert tool into the axle and hit the end of the pipe to set the seal.

28-34 ..... **A4246<sup>A</sup>** **8.49** ea.

**Torque Tube to Housing Bolt Set**

Holds torque tube to rear end housing using wire, drilled heads for safety wire, 3/8"-24 x 3/4", torque to 35 foot pounds.

28-31 6 special bolts, black finish..... **A4505MB<sup>A</sup>** **6.99** set

**Safety Wire**

ALL 1/4 lb. spool, .032" diameter, stainless steel, approximately 90' long spool... **SAFETYWIRE<sup>A</sup>** **9.99** ea.

**Universal Joint Gasket Set**

28-31 2 each of B4515B and A4516, below ..... **A4515GS<sup>A</sup>** **5.99** set

**Universal Joint Flat Gasket** (2 required)

28-31 ..... **B4515B<sup>A</sup>** **0.95** ea.

**Universal Joint Housing Felt Gasket** (2 required)

28-31 ..... **A4516<sup>A</sup>** **0.99** ea.

**Universal Joint Housing Bolt and Nut Set**

28-31 24 pieces ..... **A7095MB<sup>A</sup>** **9.99** set

**600W Extra Heavyweight Oil** (2 required)

Rear end takes 1-1/2 to 2 quarts, transmission takes 1 pint.

28-31 1 quart bottle ..... **600W<sup>A</sup>** **9.99** ea.

**Pinion Lock Nut Parts****Pinion Bearing Large Lock Nut** (2 required)

1-9/16"-20 x 3/8" thick, used to set the pre-load on pinion bearings.

28-31 ..... **B4634<sup>A</sup>** **3.99** ea.

**Pinion Bearing Nut Wrench** (2 required)

Makes the job easy, 2 wrenches are needed to hold both nuts.

28-31 High quality steel..... **A4634W<sup>A</sup>** **14.49** ea.

**Lock Washer for Pinion Lock Nut**

Specially designed to bend around the pinion bearing nut, always replace when disassembling the pinion bearing.

28-31 ..... **B4636<sup>A</sup>** **5.99** ea.

**Pinion Bearing Thrust Washer**

Positioned behind pinion nut.

28-31 ..... **A4637<sup>A</sup>** **2.99** ea.

**Radius Rod Mounting Bolt and Castle Nut**

Attaches the rear radius rods to the torque tube. Bolt is cross-drilled for cotter pins.

28-31 9/16"-18 x 3-1/8" ..... **A4750<sup>A</sup>** **7.49**

**Differential Bearing**

(2 or 4 required)

2 bearings fit the differential and 2 bearings fit the driveshaft, also fits B4616.

28-32 Timken ..... **B4221<sup>A</sup>** **39.99** ea.

**Differential Bearing Shim**

(as required)

28-32 0.005" thick shim, use to seat the bearing correctly when your gear case is worn ..... **B4221SH<sup>A</sup>** **1.47** ea.

**Differential Bearing Cup**

(2 or 4 required)

28-32 Timken ..... **B4222<sup>A</sup>** **29.99** ea.

**Driving Pinion Bearing Double Cup**

Replaces cracked, scored or pitted cups, use B4221 bearing with this race.

28-34 Timken ..... **B4616<sup>A</sup>** **59.99** ea.



## Driveshaft



- 28-31 Top quality, made in the USA to original dimensions ..... **A4605B<sup>Δ</sup>** **331.99** ea.

### Driveshaft Nut

Holds pinion gear on driveshaft



- 28-31 Special short castle nut ..... **T2598<sup>Δ</sup>** **5.99** ea.

### Driveshaft Key



- 28-31 ..... **A4606<sup>Δ</sup>** **2.49** ea.

## Driveshaft and Inner Axle Seal (3 required)

Keeps grease in and dirt out, the sharp tapered edge faces the differential and works best if the back or open side faces the lubrication. Coat the surface of the seal with grease before installing. See installation tool on previous page.



- 28-34 Neoprene seal ..... **B4245<sup>Δ</sup>** **1.99** ea.

## Driveshaft Roller Bearing

To remove the roller bearing race and seal, place a 1-1/16" 6-point socket over the splined end of the driveshaft. Insert the end with the socket into the differential end of the torque tube and slide it all the way up the tube. Bounce the torque tube a few times; the socket pressing the seal will force the seal and race out.



- 28-34 Front of driveshaft ..... **B4645<sup>Δ</sup>** **11.99** ea.

### Driveshaft Roller Bearing Sleeve

Sleeve for above, aligns the driveshaft bearing in the front of the torque tube.



- 28-34 ..... **B4655<sup>Δ</sup>** **9.99** ea.

## Mitchell 26% Overdrive Kit



Complete kit that will replace the original drive shaft and torque tube made specifically to fit the Model A. This overdrive provides smooth shifts, easy quiet operation and reduces engine speed by 500-600 RPM allowing you to comfortably cruise at highway speeds. Since this is a two speed unit it splits each gear into two so you will have 6 forward gear ratios. Precision made in the USA. Normal delivery time is 8-12 weeks but worth the wait. You will not be disappointed. Kit contents: Torque tube with overdrive gearbox, drive shafts, shifter linkages, shifter handle, speedometer cable and complete installation instructions. When ordering you will need to provide the year, body style, rim size 21" or 19", round or oval speedometer, left or right hand drive.



- 28-31 **US** ..... **A4700<sup>Δ</sup>** **2919.99** kit

## Suction and Grease Gun

Get one of these handy suction guns for your tool box! These top quality suction guns are incredibly useful for removing old fluids from transmissions, differentials and other places that are normally difficult to drain (like Model A Ford rear ends). Just attach the hose to the gun, insert the other end down into the fluid and draw back the handle to suction the grease, oil, or other fluid right out! Also useful for changing the oil in inboard boat motors.



- ALL ..... **M3412<sup>Δ</sup>** **14.99** ea.

## Installing an Overdrive DVD

This helpful DVD is produced by Diablos A's, a Model A Ford Club of America Chapter. Among its members there are two MAFCA judges, who know the ins and outs of the Model A from a technical standpoint, not just a visual one. The club holds instructional seminars on a regular basis and videos them, so the information can be shared with others. While these DVDs are not professionally done, the information in them simply can't be beat. Installing an Overdrive is the perfect aid if you are revamping your Model A with our A4700 Mitchell overdrive, this DVD will help you on your way, it will give you help in understanding how to remove and reinstall the drive train safely,



- 28-31 31-minute run time ..... **ADVD14<sup>Δ</sup>** **26.99** ea.

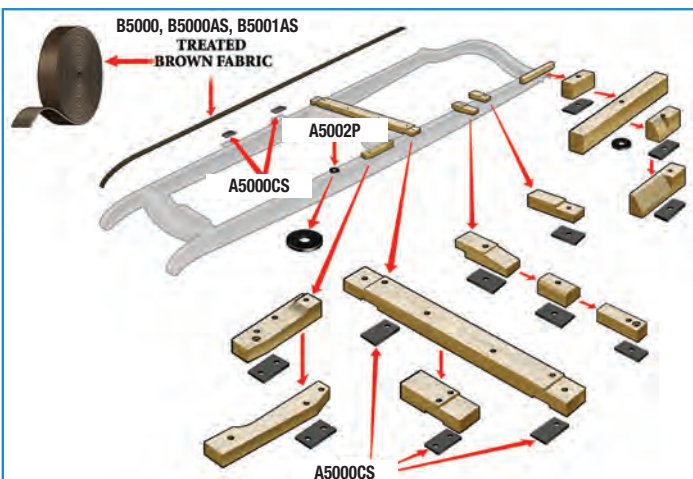


## Body Mounting Wood Block Sets

With detailed mounting and location instructions.

28-29	All passenger cars, except Tudor Sedans, 10 pieces.....	<b>A5001/05<sup>A</sup></b>	<b>54.99</b>	set
28-29	Tudor Sedan only, 7 pieces.....	<b>A5001/07<sup>A</sup></b>	<b>64.99</b>	set
28-29	Pickup truck cab, A and AA, 6 pieces.....	<b>A5001/06<sup>A</sup></b>	<b>44.99</b>	set
30-31	Pickup truck cab, A and AA, 6 pieces.....	<b>A5001/15<sup>A</sup></b>	<b>44.99</b>	set
30-31	Coupe, Roadster and Phaeton, 10 pieces.....	<b>A5001/16<sup>A</sup></b>	<b>57.99</b>	set
30-31	Tudor Sedans only, 7 pieces.....	<b>A5001/17<sup>A</sup></b>	<b>64.99</b>	set
1931	Fordor Sedan, Slant Windshield, body type 160A and 160C Murray, 10 pieces.....	<b>A5001/18<sup>A</sup></b>	<b>73.99</b>	set

*If you are having a problem with your doors, or your hood won't line up with the radiator cowl and shell, additional shimming is required, usually under the cowl section. Align the hood first, then work back.*



## Typical Body Block Locations 1928-31

Faded items are currently unavailable

© MAC's Auto Parts

## Body-to-Frame Shims (as required)



ALL	10 pieces, a nice modern day item that will help you align your Model A.....	<b>B-5000-SHK<sup>A</sup></b>	<b>7.99</b>	set
ALL	Same as above, except sold as each.....	<b>B-5000-SH<sup>A</sup></b>	<b>0.95</b>	ea.



## Body Block Rubber Pad Set

Located below the wooden body blocks.



28-31	Use to align body, 16 pieces.....	<b>A5000CS<sup>A</sup></b>	<b>8.99</b>	set
-------	-----------------------------------	----------------------------	-------------	-----

## Cowl Rubber Shim Set



28-31	1/8" thick, use under cowl to align doors and hood, 6 pieces.....	<b>A5002P<sup>A</sup></b>	<b>3.99</b>	set
-------	---	---------------------------	-------------	-----

## Body-to-Frame Bolt Set




28-31	36 pieces.....	<b>A80045<sup>A</sup></b>	<b>7.99</b>	set
-------	----------------	---------------------------	-------------	-----

## Body-to-Frame Welt Rolls

Treated to prevent rot, enough for one car.



ALL	1/8" x 2" x 20', high grade.....	<b>B5000<sup>A</sup></b>	<b>29.99</b>	roll
-----	----------------------------------	--------------------------	--------------	------



ALL	1/8" x 2" x 20', backed with pressure sensitive adhesive.....	<b>B5000AS<sup>A</sup></b>	<b>37.99</b>	roll
ALL	1/8" x 1-1/2" x 20', backed with pressure sensitive adhesive.....	<b>B5001AS<sup>A</sup></b>	<b>34.99</b>	roll

## Bolt Washers (as required)

Correct-style steel D-washers used on vehicles with wooden sub-rails.



28-31	Passenger and pickup, square hole.....	<b>A5003SQ<sup>A</sup></b>	<b>6.49</b>	ea.
28-31	Passenger and pickup, round hole.....	<b>A5003R<sup>A</sup></b>	<b>6.49</b>	ea.

## Body Bolt Plate (2 required)

Spot welds to top of subrail, between the fender well and the seat riser.



30-31	Coupe, will work on other Model As.....	<b>28-853630</b>	<b>3.49</b>	ea.
-------	---	------------------	-------------	-----

## Front Frame Horn

- 28-31 Replacement-style, you must drill holes ..... **A5005CH<sup>Δ</sup>** **66.99** pr.

## Front Frame Crossmember

Fits below radiator, die stamped.

- 28-31 Front, this replacement street-rod-style crossmember is 1-3/4" lower than the original, it is made for use on boxed frames and will not work on the original "C" channel frames ..... **A41000770<sup>Δ</sup>** **85.99** ea.

## Crossmember Rivet Sets

All rivits are installed red hot.

- 28-31 Front, 16 pieces ..... **A5020R<sup>Δ</sup>** **6.99** set  
 28-31 Front, oversized version of A5020R, 16 pieces ..... **A5020ROS<sup>Δ</sup>** **6.99** set  
 28-31 Center or rear, 26 pieces ..... **A5021R<sup>Δ</sup>** **9.99** set

## Front Body Mounting Bracket

(2 required)

Rivets to frame, front of body mounts to this.

- 28-31 ..... **A5075<sup>Δ</sup>** **34.99** ea.

## Hood Latch Handle Bracket (2 required)

Rivets to frame rail, rear hood latch mounts to this bracket.

- 28-31 ..... **A5100<sup>Δ</sup>** **11.99** ea.

## Bracket Rivet (as required)

- 28-31 Round head, for attaching front body mounting bracket (A5075) and hood latch handle bracket (A5100) ..... **RV16<sup>Δ</sup>** **0.65** ea.

## Frame Hardware

- 28-31 Castellated nut set, for chassis, black oxide, 58 pieces ..... **A80050<sup>Δ</sup>** **39.99** set  
 28-31 Cotter pin set, 163 assorted pieces, steel ... **A80037<sup>Δ</sup>** **7.99** set  
 28-31 Same as above, except stainless steel (not shown) ..... **A80037S<sup>Δ</sup>** **13.99** set  
 28-31 Cotter pin installation tool, allows you to hold the head of the cotter pin steady while bending the cotter pin ..... **28-72874<sup>Δ</sup>** **15.49** ea.

## Engine Rear Support Plate (2 required)

- 28-31 Fits on the mounting pads outside the frame ..... **A5095A<sup>Δ</sup>** **4.99** ea.

## Rear Motor Mount to Flywheel Housing Bolt Set

Bolts, drilled for safety wire. Attach rear motor mount pads.

- 28-31 1/2"-13 x 1-3/8" bolts, 8 pieces ..... **A5097MB<sup>Δ</sup>** **6.99** set

## Safety Wire

- ALL 1/4 lb. spool, .032" diameter, stainless steel, approximately 90' long ..... **SAFETYWIRE<sup>Δ</sup>** **9.99** ea.

## Float-A-Motor Mount Kit

Float-A-Motor, rear mount kit, accessory, ductile cast iron. Puts the rear of the engine on rubber to absorb vibration and give a smoother ride, includes instructions.

**A MAC's TOP-SELLER!**

- 28-31 Ductile cast iron ..... **A5089<sup>Δ</sup>** **86.99** kit

## Float-A-Motor Replacement Rubber Pad Kit

- 28-31 Used to replace parts in A5089 kit above, 5 pieces ..... **A5089R<sup>Δ</sup>** **17.99** kit

## Engine Motor Mounting Kit and Parts

Rear motor mount original-style rubber pad set, used between the rear motor mount to frame and frame to support mounting plates.



- 28-31 Rubber pads, bolts, spacers and nuts, 28 pieces ..... **A5091<sup>Δ</sup>** **19.99** kit  
 28-31 Rubber pad set, 4 pieces ..... **A5092/94<sup>Δ</sup>** **8.99** set  
 28-31 Bolts (5/16"-24 x 1-3/8"), spacers, nuts and cotters, 24 pieces, nuts go on the outside of the frame ..... **A5092BS<sup>Δ</sup>** **13.99** set  
 28-31 Spacer only (6 required) ..... **A5093<sup>Δ</sup>** **0.99** ea.

## Running Board Brackets and Parts

Ford used forged running board braces in 1928 through March 1929. They are currently not being reproduced, but these pressed steel versions fit and work the same. Attaches to the frame to support the running board.

- 28-31 Front right or left, pressed steel (2 required) ..... **A5125A<sup>Δ</sup>** **29.99** ea.  
 28-31 Rear right, pressed steel ..... **A5130B<sup>Δ</sup>** **29.99** ea.  
 28-31 Rear left, pressed steel ..... **A5130A<sup>Δ</sup>** **29.99** ea.

- 28-31 Mounting bolt set, replacement, 36 pieces ..... **A5125MB<sup>Δ</sup>** **5.99** set  
 28-31 Mounting rivet set, original, 14 pieces ..... **A23201<sup>Δ</sup>** **6.99** set

## Running Board Bracket Anti-Squeak Welt

Treated to prevent rot, place on brackets before setting on running boards.

- 28-31 4' x 1/16" x 3/4" woven fabric ..... **A5135<sup>Δ</sup>** **3.99** roll



When the time has come to replace any or all of your rusty, leaky or missing exhaust system, look to MAC's for your options, ranging from 100% original, to stainless or to low-restriction high-performance alternatives. Take a moment to review our complete front-to-back money-saving exhaust kit, our selection of necessary gaskets and clamps and our under-floor heat deflector.

## Muffler Heat Deflector

Bolts to your exhaust to deflect heat from your floor. Great accessory!



28-31 Good quality, clamps included..... **A5230HS<sup>A</sup>** **59.99** ea.

## Copper Exhaust Sealant

Replaces cork, rubber, silicone, felt and other cut gaskets to form a leak-proof seal. More flexible than conventional gaskets, great for exhaust manifolds or anywhere a high-performance gasket is needed.



ALL 3 oz. tube..... **A5251SEAL<sup>A</sup>** **7.99** ea.

Removing or installing the muffler clamp is much easier if you place a jack under the muffler neck to keep the muffler flange tight to the manifold. Also, leakage at the muffler clamp can be corrected by making the flange on the muffler seat 360° around the manifold opening. If the flange is out of alignment, slide a 3-foot pipe down the neck of the muffler and change the 90° angle.

## Muffler Exhaust Clamps

Authentic appearance, includes raven bolts and 3/8" tall brass nuts, ductile steel for flexibility.



28-34 ..... **A5251E<sup>A</sup>** **14.99** ea.  
 28-29 Baked gray cast iron finish, fine threaded, top-quality, correct fit..... **A5251A<sup>A</sup>** **29.99** ea.  
 30-34 Baked gray cast iron finish, fine threaded, top-quality, correct fit..... **A5251B<sup>A</sup>** **24.99** ea.

## Cadmium Bolt and Brass Nut Set



28-31 4 pieces ..... **A5251BS<sup>A</sup>** **2.99** set

## Muffler Clamp Connector Sleeve

Connects manifold to muffler inlet neck, helps eliminate leaks.



28-31 Not original ..... **A5252<sup>A</sup>** **5.99** ea.


## Muffler Manifold Gaskets

Special flanged copper gasket, fits between exhaust pipe and exhaust manifold to reduce leaks. Will not fit high-performance mufflers.



28-31 ..... **A5251ES<sup>A</sup>** **3.99** ea.

Flat asbestos-like wrap material, not original, helps seal leaks, recommended to be used with A5251ES listed above.



28-31 Wraps around connection..... **A5251MG<sup>A</sup>** **1.99** ea.

## Tail Pipe Clamps

Connects the tail pipe to the frame.



28-31 Non-original-style, with bolt and nut..... **A5256<sup>A</sup>** **2.99** ea.

28-31 Non-original-style, lined with insulating material, use with our stainless steel muffler to allow for expansion because of heat, with bolt and nut..... **A5256E<sup>A</sup>** **14.99** ea.



28-M29 Original, with thick head bolt and nut, 28 through March 29..... **A5256A<sup>A</sup>** **7.99** ea.

M29-31 Original, with thick head bolt and nut, March 29 through 31..... **A5256B<sup>A</sup>** **7.99** ea.

## Muffler Tail Pipe Clamp Bolt Set




28-31 Original, thick head bolt, castle nut and cotter pin ..... **A5256MB<sup>A</sup>** **2.99** set

\*HAZARDOUS MATERIAL—can only be shipped by ground/surface within the U.S. because of government regulations.

## Mufflers

### Replacement Tapered-style Muffler




28-31 Aluminized steel  ..... **A5230<sup>Δ</sup>** **182.99** ea.


### 100% Original Tapered-style Mufflers


Independent testing with a dynamo test machine (Volume 5, Number 1 of Secrets of Speed, July 1995) shows the original design mufflers (A5230ARORG, A5230ORG and A5230ORG/SS) increased power by 3.8 horsepower, or a 7.8% increase over the inexpensive muffler (A5230). This is because the inexpensive muffler does not use the correct diameter pipe or the correct internal baffles; therefore, flow of the exhaust gases from the muffler is restricted, which will affect horsepower.

Internal pipe has 172-1/4" porting holes and 3 baffles, correct baffling system to create that original muffler sound.  
Eliminates engine back pressure.




28-M29 Inlet pipe has exact bend that mufflers had from 28 through March 29, steel, painted black  ..... **A5230ARORG<sup>Δ</sup>** **393.99** ea.

29-31 Steel, painted black  ..... **A5230ORG<sup>Δ</sup>** **214.99** ea.


28-31 Polished stainless steel (shown)  ..... **A5230ORG/SS<sup>Δ</sup>** **324.99** ea.

High temp cold roll steel for judging purposes, perfect fit and made in the USA from Ford factory blueprints, but has been modified for Model As with 80+ HP and high compression heads and performance cams. The baffles have been enlarged for more flow. Please note, these are slightly louder than a stock muffler.



28-31 Steel, painted black, high performance  ..... **A5230HP<sup>Δ</sup>** **299.99** ea.



28-31 Polished stainless steel, high performance  ..... **A5230HPSS<sup>Δ</sup>** **449.99** ea.


## MAC's MODEL A SMART-BUY!

Save big with MAC's **MODEL A SMART-BUY Kits!**

### Exhaust Manifold and Muffler Complete Installation Kit

End pesky exhaust leaks forever! You'll receive a brand new exhaust manifold, manifold gasket and other popular parts that are often requested by our customers with exhaust leaks. Best of all, they're all included here at a savings, in one convenient kit!

Includes (1) each of: muffler (A5230), muffler heat deflector (A5230HS), muffler exhaust clamp (A5251E), muffler manifold gasket (A5251ES), muffler manifold wrap (A5251MG), tail pipe clamp (A5256) and exhaust manifold (A9430U).

28-31  ..... **A5230KT<sup>Δ</sup>** **317.99** kit



## Front Spring Specifications

Material	Chromium steel alloy
Front Spring Leaf Width	1-3/4"
Front Spring Free Length	30-13/16" to 30-15/16"
Leaf Thickness	1-31/32" to 2-1/16"
Spring Off Car-Height from Top to Bottom as Sitting on Floor	6-15/16" to 7-1/16"
Spring Off Car-Center of Eye to Eye	30-5/8" to 30-13/16"
<i>Ford blueprints called for leaves to be coated with a thick paste of graphite ground in oil.</i>	

*To fit in the cross member, sometimes the top leaf must have the top edge ground on a taper. To disassemble, use two "C" clamps to hold the leaves together. Remove the shipping center pin and slowly release the "C" clamps. Apply chassis grease and Teflon tape to each leaf, using the clamps to compress the leaves together. Install the correct square head bolt, cut off the excess length and use a hammer to peen over the bolt-on the nut. Most front springs are fatigued from years of engine weight.*

## Front Spring



- 28-31 10 leaf, no clamps, but has bushings, authentic chromium alloy steel reproduction with tapered leaves ..... **A5310A<sup>Δ</sup>** **199.99** ea.

## Front Spring Center Bolt and Nut

Square head bolt and nut, after installation, cut to length and peen over the end.




- 28-31 Front, 21/64" diameter, 5-1/4" long, threaded 3-1/4" length..... **A5345F<sup>Δ</sup>** **1.99** ea.

## Front Spring Bushing and Parts

Steel, ream to .571" using a 14.5 mm metric drill bit, the spring shackle fits into this.



- 28-31 Place 1 in each perch, 1 in each side of the leaf spring (4 required) ..... **A3034<sup>Δ</sup>** **0.95** ea.  
 28-31 Perch bushing Installation and removal tool, also for rear brake camshaft, spindle arm bushings and front spring bushings..... **T3820/44T<sup>Δ</sup>** **9.99** ea.



- 28-31 Drill bit, used to ream spring shackle bushings, 14.5 mm bit with 1/2" shank, does front and rear..... **A3035<sup>Δ</sup>** **33.99** ea.  
 28-31 Perch nut, special, holds perch in front axle, torque to 100 lbs., authentic for 28-30, also fits 31 reproduction perches (2 required) ..... **A3036<sup>Δ</sup>** **2.99** ea.

## Graphite Lube (as required)

- ALL Disassemble the leaf spring, paint it and then apply lube to the bottom of each leaf, will help to cut down friction and squeaks, 14 oz. spray can \*..... **RSP105<sup>Δ</sup>** **11.99** ea.



## Teflon Tape (as required)

3/4" x 520", used between spring leaves, eliminates annoying squeaks. One roll does one spring.



- ALL ..... **TAPE<sup>Δ</sup>** **2.49** roll

## Poly-Slide Spring Liner Rolls (as required)

Poly-slide is designed to control friction and squeaks between spring leaves. It is molded in black with a "lip" on the sides. You cannot use original spring clamps when installing because of the thickness added in each layer.




- ALL 1-3/4" x 20', for front ..... **A5310PS1<sup>Δ</sup>** **11.99** roll  
 ALL 2" x 20', great for Street Rod applications..... **A5310PS2<sup>Δ</sup>** **14.99** roll  
 ALL 2-1/4" x 20', for rear ..... **A5310PS3<sup>Δ</sup>** **16.99** roll

## Spring Cover Set



- 28-31 4 pieces, front and rear, felt-lined vinyl, duplicate of original accessory ..... **A18400<sup>Δ</sup>** **38.99** set

## Spring Shackle Kits



- 28-31 Front, 16 pieces, top quality, imported, does both sides..... **A5304F<sup>Δ</sup>** **16.75** pr.  
 28-31 Front, 14 pieces, replacement style, steel bushing as original, with modern grease fittings installed, does both sides ..... **A5304MOD<sup>Δ</sup>** **33.99** kit

## Shackle Bar (2 or 4 required)

Original-style bar with diagonally cut corners.

- 28-31 Front or rear..... **A5468<sup>Δ</sup>** **3.99** ea.

## Spring Shackle Castle Nut Set (1 or 2 sets required)

- 28-31 Front or rear, 4 pieces, does both sides..... **A5304/60N<sup>Δ</sup>** **7.99** set



*Don't forget to loosen (back off) the nut one cotter pin hole after tightening.*

**\*HAZARDOUS MATERIAL**—can only be shipped by ground/surface within the U.S. because of government regulations.



## Cotter Pin Sets

- 28-31 163 assorted pieces, steel (shown) ..... **A80037<sup>Δ</sup>** **7.99** set  
 28-31 163 assorted pieces, stainless steel ..... **A80037S<sup>Δ</sup>** **13.99** set

### Cotter Pin Installation Tool

- 28-31 Allows you to hold the head of the cotter pin steady while bending the cotter pin ..... **28-72874<sup>Δ</sup>** **15.49** ea.

## Castellated Nut Set

- 28-31 For chassis, 58 pieces, black oxide ..... **A80050<sup>Δ</sup>** **39.99** set

## Front Spring Clamp (2 required)

- 28-31 Steel, painted black with nut and non-original hex head bolt ..... **A5330B<sup>Δ</sup>** **3.49** ea.

### Front Spring Clamp Rivet

- 1931 February 31 till end, 2 pieces ..... **A5330R<sup>Δ</sup>** **2.99** pr.

### Front Spring Clamp Bolt Set

2 square head bolts and 2 nuts, 1/4"-20 x 2-3/8", the nuts face the front of the car.

- 28-31 ..... **A5330MB<sup>Δ</sup>** **2.49** set

## Front Spring Lower Plate Clip Bar

- 28-31 Holds the front spring to the cross member ..... **A5458<sup>Δ</sup>** **9.99** ea.

## Front Spring U-Bolt Sets

- 28-29 Square top type, both sides, 4" x 2-3/8", 10 pieces ..... **A5455S<sup>Δ</sup>** **17.99** set  
 30-31 Round top type, both sides, 5" depth, 10 pieces ..... **B5455S<sup>Δ</sup>** **19.99** set

### Front Spring U-Bolts (2 required)

Both come with 2 castle nuts and 2 cotter pins.

- 28-29 Square top type, 4" x 2-3/8" ..... **A5455<sup>Δ</sup>** **8.99** ea.  
 30-31 Round top type, 5" depth ..... **B5455<sup>Δ</sup>** **8.99** ea.

### Front Spring U-Bolt Castle Nut Set

- 28-31 Fine-threaded, 7/16", 4 pieces, enough for 2 U-bolts ..... **A5455N<sup>Δ</sup>** **6.99** set

## Crank Handle Guides

- 28-29 For square top type U-bolt ..... **A5461A<sup>Δ</sup>** **14.99** ea.  
 30-31 For round top type U-bolt ..... **A5461B<sup>Δ</sup>** **11.99** ea.

*Spreading leaf springs on a Model A, Model T or early V8 Ford is almost impossible without the proper leaf spring spreader.*


*Leaf springs must be compressed and "stretched" a great deal in order to bridge the gap between shackles at both ends. This requires enormous pressure, which can be downright dangerous to both life and limb if anything goes wrong.*

*Back in the day, virtually all Ford dealership service departments were equipped with factory spring spreaders. Not long ago those old original factory leaf spring spreaders were in big demand with collectors and restorers, making them fairly expensive.*

*Today, MAC's is proud to offer these high-quality leaf spring spreaders for your Model A Ford. If you're going to do repairs on your own leaf springs, they're a must! We recommend that you get the highest quality unit you can find for this job. Also, if you're not sure of what you're doing with early Ford leaf springs, take the job to a professional mechanic (but even the pros will need one of these high quality spreaders).*

## Front Spring Spreader

A safe and easy way to spread the front leaf spring for removing the spring or replacing shackles.



- 28-31 Working length is 30" to 36" ..... **A5310S<sup>Δ</sup>** **56.99** ea.

## Rear Spring Spreader



- 28-31 Notched for a perfect fit, stretches the rear spring to allow easy removal or alignment ..... **A5560SP<sup>Δ</sup>** **99.99** ea.

### Traveling Rear Spring Spreader

Small and compact, but able to make a tough job easy, connects from a bolt-on the banjo rear axle housing out to the spring.



- 28-31 ..... **A5560S<sup>Δ</sup>** **46.99** ea.

## Rear Spring Specifications

Material	Chromium steel alloy
Rear Spring Leaf Width	2-1/4"
Rear Spring Free Length Tudor and Fordor:	38-7/8" to 39"
Roadster and Coupes:	38-7/8" to 39-1/2"
Ford blueprint called for leaves to be coated with a thick paste of graphite ground in oil.	

## Rear Leaf Springs

These US-made leaf springs are 2-1/4" wide, and the top plates have been beveled to specs. Bronze bushings are included.



28-31	7-leaf, Roadster .....	28-876879 <sup>A</sup>	409.99 ea.
28-31	8-leaf, except Roadster .....	28-876880 <sup>A</sup>	449.99 ea.
28-31	10-leaf, except Roadster .....	28-876888 <sup>A</sup>	474.99 ea.
28-31	10-leaf, heavy-duty, Sedan Delivery and Panel Delivery .....	28-876881 <sup>A</sup>	649.99 ea.

## Rear Spring Center Tie Bolt and Nut

Square head bolt and nut, after installation cut to length and peen over the end.



28-31	25/64" diameter, 6-3/8" long, threaded 3-1/4" length.....	A5345R <sup>A</sup>	2.49 ea.
-------	---	---------------------	----------

## Rear Spring Bushing (4 required)

Steel, ream to .571" using a 14.5 mm metric drill bit, the spring shackle fits into this.



28-31	Place 1 in each perch, 1 in each side of the leaf spring.....	A4020 <sup>A</sup>	0.95 ea.
-------	---	--------------------	----------

## Rear Spring and Perch Bushing Installation and Removal Tool



28-31	Also for front spring and rear brake camshaft bushings .....	T3820/44T <sup>A</sup>	9.99 ea.
-------	--	------------------------	----------

## Drill Bit



28-31	Used to ream spring shackle bushings, 14.5 mm bit with 1/2" shank, does front and rear .....	A3035 <sup>A</sup>	33.99 ea.
-------	--	--------------------	-----------

## Rear Spring Anti-Squeak Pad



28-31	15" piece, goes between the bottom of the floor pan and cross member .....	B5701 <sup>A</sup>	2.99 ea.
-------	--	--------------------	----------

## Rear Spring Perch Balls

Use to repair perches that don't have a removable ball. Cut the old ball off, drill to 9/16", press in the new ball and stud then weld in place.

28-30	Straight shank, shock link mounts to this.....	A4024ST <sup>A</sup>	5.99 ea.
-------	--	----------------------	----------



This became a separate piece from February 1930 till end. Grind off the rivet end, press out the old ball and stud, then insert the new ball and stud. Heat the rivet end to red-hot and peen.

30-31	Tapered shank, shock link mounts to this.....	A4024 <sup>A</sup>	3.99 ea.
-------	---	--------------------	----------




## Graphite Lube (as required)

ALL	Disassemble the leaf spring, paint it and then apply lube to the bottom of each leaf, will help to cut down friction and squeaks, 14 oz. spray can * .....	RSP105 <sup>A</sup>	11.99 ea.
-----	--	---------------------	-----------



## Teflon Tape (as required)

3/4" x 520", used between spring leaves, eliminates annoying squeaks. One roll does one spring.



ALL	.....	TAPE <sup>A</sup>	2.49 ea.
-----	-------	-------------------	----------

## Spring Shackle Kits



28-31	Rear, top quality, imported, does both sides.....	A5630F <sup>A</sup>	19.99 pr.
28-31	Rear, 16 pieces, replacement style, steel bushing as original, with modern grease fittings installed, does both sides .....	A5630MOD <sup>A</sup>	39.99 kit

## Shackle Bar (2 or 4 required)

Original-style bar with diagonally cut corners.

28-31	Front or rear.....	A5468 <sup>A</sup>	3.99 ea.
-------	--------------------	--------------------	----------

## Spring Shackle Castle Nut Set (1 or 2 sets required)

28-31	Front or rear, 4 pieces, does both sides.....	A5304/60N <sup>A</sup>	7.99 set
-------	---	------------------------	----------



**Don't forget to loosen (back off) the nut one cotter pin hole after tightening.**

**\*HAZARDOUS MATERIAL**—can only be shipped by ground/surface within the U.S. because of government regulations.

## Poly-Slide Spring Liner Rolls (as required)

Poly-slide is designed to control friction and squeaks between spring leaves. It is molded in black with a "lip" on the sides. You cannot use original spring clamps when installing because of the thickness added in each layer.



ALL	1-3/4" x 20', for front .....	<b>A5310PS1<sup>Δ</sup></b>	<b>11.99</b> roll
ALL	2" x 20', great for Street Rod applications.....	<b>A5310PS2<sup>Δ</sup></b>	<b>14.99</b> roll
ALL	2-1/4" x 20', for rear .....	<b>A5310PS3<sup>Δ</sup></b>	<b>16.99</b> roll

## Spring Cover Set



28-31	4 pieces, front and rear, felt lined vinyl, duplicate of original accessory .....	<b>A18400<sup>Δ</sup></b>	<b>38.99</b> set
-------	---	---------------------------	------------------

## Cotter Pin Sets



28-31	163 assorted pieces, steel .....	<b>A80037<sup>Δ</sup></b>	<b>7.99</b> set
28-31	163 assorted pieces, stainless steel.....	<b>A80037S<sup>Δ</sup></b>	<b>13.99</b> set

## Cotter Pin Installation Tool



28-31	Allows you to hold the head of the cotter pin steady while bending the cotter pin .....	<b>28-72874<sup>Δ</sup></b>	<b>15.49</b> ea.
-------	---	-----------------------------	------------------

## Castellated Nut Set



28-31	For chassis, 58 pieces, black oxide.....	<b>A80050<sup>Δ</sup></b>	<b>39.99</b> set
-------	--	---------------------------	------------------

## Rebuilding Springs DVD

This helpful DVD is produced by Diablos A's, a Model A Ford Club of America Chapter. Among its members there are two MAFCA judges, who know the ins and outs of the Model A from a technical standpoint, not just a visual one. The club holds instructional seminars on a regular basis and videos them, so the information can be shared with others. While these DVDs are not professionally done, the information in them simply can't be beat. *Rebuilding Springs* helps you determine if you need a new leaf spring, how to safely use a spring spreader and the cleaning, lubricating and reassembling of a spring,

28-31	42-minute run time .....	<b>ADVD11<sup>Δ</sup></b>	<b>26.99</b> ea.
-------	--------------------------	---------------------------	------------------



## Rear Spring U-Bolt Set



28-31	Square top, with castle nuts and cotter pins, 10 pieces, does both sides, might be too long for some, might require trimming and re-drilling of cotter pin hole  .....	<b>B5705S<sup>Δ</sup></b>	<b>19.99</b> set
-------	--	---------------------------	------------------

## Rear Spring U-Bolts (2 required)



28-31	Square top, with castle nuts and cotter pins, 2-5/8" wide x 5" long, might be too long for some, might require trimming and re-drilling of cotter key hole .....	<b>B5705<sup>Δ</sup></b>	<b>8.99</b> ea.
28-31	Square top, use A5706 castle nuts, 2.88" wide x 4.88" long, pickup and commercial .....	<b>78-5705-A<sup>Δ</sup></b>	<b>7.99</b> ea.

## Rear Spring U-Bolt Castle Nut Set



28-31	4 pieces .....	<b>A5706<sup>Δ</sup></b>	<b>6.99</b> set
-------	----------------	--------------------------	-----------------

## Rear Spring Clip Bars (2 required)



28-31	10 or 12 leaf springs, 5/8" high .....	<b>A5708A<sup>Δ</sup></b>	<b>8.99</b> ea.
28-31	7 or 8 leaf springs, 1-1/8" high .....	<b>A5708B<sup>Δ</sup></b>	<b>8.99</b> ea.

## Rear Spring Clamp (2 required)



28-31	Steel, with nut and non-original hex head bolt .....	<b>B5724A<sup>Δ</sup></b>	<b>2.99</b> ea.
-------	--	---------------------------	-----------------

## Rear Spring Clamp Rivet



1931	February 31 till end of the year, 2 pieces .....	<b>A5724R<sup>Δ</sup></b>	<b>4.99</b> pr.
------	--	---------------------------	-----------------

## Rear Spring Clamp Bolt Set

2 original-style square head bolts and 2 hex nuts, 1/4"-20 x 2-7/8", clamp not included, the nuts face the front of the car.



28-31	.....	<b>A5724MB<sup>Δ</sup></b>	<b>3.49</b> set
-------	-------	----------------------------	-----------------





**Mac Tip:** Please be aware that these parts are meant to enhance your Model A. Some professional assistance might be required when installing. Not all of these parts are install-and-go; some alterations to your vehicle might be required.

## High Compression Heads

You will need to use a Model B head gasket (see Model B Engine Parts section), A6066SHD high compression stud set, 14 of our B6063 and if required our B6064S stud nut set when installing a high-compression head. Please note, you must use a Model A water pump with A6010HCP. The 3-hole Model B pump won't fit.



28-34 5.5:1 cast iron, "Police" style.....**A6010HCP<sup>Δ</sup>** **324.99** ea.

## Cylinder Head Stud Set

Do not install without washers (our part B6063), all studs are made of chrome moly steel. Guaranteed not to stretch. Also includes 14 cadmium-plated, grade 5 head stud nuts. Can handle higher torque. Great for the high compression head listed above.



28-31 Heavy-duty, 28 pieces.....**A6066SHD<sup>Δ</sup>** **49.99** set

## Model A Ford Cylinder Head Washer



28-34 For high compression aluminum heads.....**B6063<sup>Δ</sup>** **0.99** ea.

## Complete Weber Carburetor and Cast Aluminum Intake Manifold Kit

Includes new Weber carburetor, manifold, 2-1/2" tall air cleaner with air filter and throttle linkage. This will boost air flow and improve horsepower. You will need to add a cable type choke (see A9700W, listed below), as your old choke will not hook up. Fuel pump A9350/12V recommended for best results (listed bottom of right column).



28-31 This system is intended to be used with A9430W cast exhaust header for best function and fit.....**A9425/9510W<sup>Δ</sup>** **699.99** kit

## Replacement Air Cleaner



28-31 Use for A9425/9510W .....**A9600WF<sup>Δ</sup>** **22.99** ea.

## Choke Cable and Bracket Set



28-31 For downdraft carburetors .....**A9700W<sup>Δ</sup>** **42.99** set

## V8 Water Pump



28-31 3-hole type pump, improved design with roller bearings and modern seals, must use A8501ADAP to mount onto Model A engine.....**68-8501-N<sup>Δ</sup>** **74.99** ea.

## Water Pump Adapter and Gaskets



28-31 Water pump adapter, adapts 32-36 V8 pump (68-8501-N, 3-hole) to Model A head (4-hole) .....**A8501ADAP<sup>Δ</sup>** **79.99** ea.  
28-31 Water pump adapter gasket, 3-hole type.....**18-8507<sup>Δ</sup>** **1.99** ea.  
28-31 Same as above, except 4-hole type.....**A8507<sup>Δ</sup>** **0.49** ea.

## Water Neck Block-Off Plate and Gasket

Need with A8501ADAP (above).



28-31 For stock head .....**A8501ADAP/BOS<sup>Δ</sup>** **29.99** ea.  
28-31 Water neck block-off plate gasket .....**A8255<sup>Δ</sup>** **0.99** ea.

## Exhaust Manifold


For 2 barrel down-draft carburetors, matches up to 2 barrel intake manifold on part A9425/9510W, includes adapter for exhaust pipe. Must make modifications in order to use with stock Model A muffler.



28-31 This is the recommended header to use with A9425/9510W Weber carb-intake set-up for best function and fit.....**A9430W<sup>Δ</sup>** **425.99** ea.

## Electric Fuel Pump Kit

Includes Carter brand pump, filter, gas lines, fittings, clamps and hoses, mounts with fender to frame bolt below the carburetor. For Weber carburetors (A9425/9510W) only.



28-31 12-volt .....**A9350/12V** **89.99** kit

See our complete line of paints, sealants and chemical products in our Restoration Supplies section.

## Enamels and Primers



- 28-31 Ford engine green paint, 1 quart can \* ..... **RSP6Q<sup>Δ</sup>** **24.99** ea.
- 28-31 Ford engine green paint, 11 oz. spray can \* ..... **RSP6<sup>Δ</sup>** **7.79** ea.
- ALL Engine enamel, dries in minutes, hi-temp, chemical, rust and heat resistant up to 300° F, universal black, 12 oz. spray can \* ..... **RSP5<sup>Δ</sup>** **12.99** ea.
- ALL Engine paint, durable, dries to touch in minutes, for brackets and suspension parts, semi-gloss black, 12 oz. spray can \* ..... **28-253525<sup>Δ</sup>** **10.99** ea.
- ALL Cast blast, restore a new "cast iron" look to cleaned or sandblasted parts, 12 oz. spray can \* ..... **28-253512<sup>Δ</sup>** **9.99** ea.
- ALL Alumi blast, restores a new look to cleaned or sandblasted parts, 12 oz. spray can \* ..... **RSP87<sup>Δ</sup>** **9.49** ea.
- ALL Hi-Temp cast iron gray paint, works well on manifolds, fast drying and resistant up to 1200° F, 12 oz. spray can \* ..... **28-253523<sup>Δ</sup>** **13.99** ea.

## Oils



- 28-31 30W Oil, non-detergent, quart bottle (5 quarts required) ..... **OIL/30W<sup>Δ</sup>** **8.99** ea.
- ALL Marvel mystery oil, used to combat inner rust and corrosion, lubricating everything it comes into contact with, top cylinder oil, add to crankcase or fuel tank, 16 oz. container ..... **MARVEL<sup>Δ</sup>** **7.99** ea.
- ALL ZDDPlus Restores ZDDP (ZINC) to the optimum level, which existed when your classic car was designed. Adding a 4 oz. bottle each time you change your oil will significantly reduce camshaft wear ..... **ZDDPLUS<sup>Δ</sup>** **9.95** ea.

## Replacing An Engine DVD

This helpful DVD is produced by Diablos A's, a Model A Ford Club of America Chapter. Among its members there are two MAFCA judges, who know the ins and outs of the Model A from a technical standpoint, not just a visual one. The club holds instructional seminars on a regular basis and videos them, so the information can be shared with others. While these DVDs are not professionally done, the information in them simply can't be beat.

*Replacing a Model A Ford Engine* DVD will help any hobbyist understand how to replace their Model A Ford engine. Even if you are not planning to do the work yourself the information will be invaluable when communicating with your mechanic. Shows tried-and-true engine replacement process. Valuable information for those doing the work and owners having the work done,

- 28-31 65-minute run time. .... **28-364392<sup>Δ</sup>** **26.49** ea.

## Plastigage

Use Plastigage to accurately measure clearance on bearing surface. One package of this thin waxed string is usually enough for one car. Note that the clearance for both the main and rod bearings is .0015". Instructions included.



- ALL From 0.001" to 0.003" ..... **PG1<sup>Δ</sup>** **3.99** pkg



- ALL From 0.002" to 0.006" ..... **PG2<sup>Δ</sup>** **5.99** pkg

## Permatex



- ALL Permatex Prussian blue, for precision fitting of valves, gears, bearing and other machined surfaces, 0.75 oz. tube ..... **PG3<sup>Δ</sup>** **6.99** ea.
- ALL Permatex anti-seize lubricant, a blend of aluminum, copper and graphite lubricants. Perfect for easy removal of spark plugs and cylinder or exhaust head bolts, 1 oz. tube ..... **RSP102<sup>Δ</sup>** **5.99** ea.
- ALL Permatex assembly lube, adheres to surfaces, preventing scuffing and galling during start-up, great for use on engine bearings, camshafts, lifters, valves, guides, rocker shaft assemblies and timing components, 4 oz. .... **RSP103<sup>Δ</sup>** **6.99** ea.
- ALL Permatex gasket remover, quickly removes all types of baked-on gaskets, adhesives and sealants. 4 oz. spray can with brush \* ..... **RSP52<sup>Δ</sup>** **15.99** ea.

## Sealers

- ALL Head gasket sealant, fills in small scratches and imperfections, eliminates hot spots and prevents seizing of connections and fittings, resists heat up to 525°, use on manifolds, cylinder head gaskets and carburetor base gaskets, 9 oz. spray can \* ..... **RSP32<sup>Δ</sup>** **14.99** ea.

- ALL Permatex "form-a-gasket," silicone, replaces almost any cut gasket, 3 oz. tube ..... **RSP50<sup>Δ</sup>** **6.99** ea.

- ALL Gasket sealer, used to replace cork, rubber, silicone, felt and other cut gaskets to form a leak-proof seal. Resists oil, grease, water, antifreeze mixture and transmission fluid. More flexible than conventional gaskets, it can be used on water pumps, exhaust manifolds, valve covers, timing gear covers, transmission pans, water neck outlets or any place a high-performance gasket is needed, 3 oz. tube ..... **A5251SEAL<sup>Δ</sup>** **7.99** ea.

- ALL All-purpose gasket sealant, this is a general-purpose sealant. It works well with cork and paper gaskets, locking out fuel, antifreeze and oil, 4 oz. can with brush in lid \* ..... **RSP25<sup>Δ</sup>** **6.99** ea.

**\*HAZARDOUS MATERIAL**—can only be shipped by ground/surface within the U.S. because of government regulations.



truck freight—requires additional shipping charges



oversize/overweight—requires additional shipping charges



Prop 65 warning for California residents, see inside front cover for details

## Head Specifications

1928 Head	4.3:1 compression ratio, 47.3 HP, 242cc displacement. Compression in individual cylinders: 80, 85, 83, 82 PSI
1930 Head	4.1:1 compression ratio, 44.3 HP, 258cc displacement. Compression in individual cylinders: 77, 79, 82, 79 PSI
Normal Listed Compression	A6050A, 75 pounds; A6050B, 110 pounds; B6050, 90 pounds
Head Nut Torque	55 lb-ft

## High Compression Head

MAC's highly recommends that you use only the B-6051-M head gasket listed in our Model B Engine Parts section, A6066SHD high compression stud set and 14 of our B6063 when installing a high compression head.

*Note, you must use a Model A water pump with A6010HCP. The 3-hole Model B pump won't fit.*



28-34 5.5:1 cast iron, "Police" style ..... **A6010HCP<sup>A</sup>** **324.99** ea.

## Cylinder Head Washer (14 required)

28-34 A must for high compression aluminum heads ..... **B6063<sup>A</sup>** **0.99** ea.



## Cylinder Head Stud Nuts

Cadmium-plated, authentic, washer surface on bottom, 7/16". Torque to 55 foot pounds maximum.



28-34 Cadmium-plated, authentic, 14 pieces ..... **B6064S<sup>A</sup>** **6.99** set  
 28-34 Sold individually (14 required) ..... **B6064<sup>A</sup>** **0.99** ea.  
 28-31 Acorn push-on nut cover, die cast chrome, 11/16", these are a great way to dress up your engine compartment (14 required) ..... **SR6060E<sup>A</sup>** **0.99** ea.

**MAC's buy!**  
**\$ save \$**

## Cylinder Head Tools

### Stud Nut Torque Tool

Allows you to torque the head nut by the distributor without removing the distributor, works on all 4 cylinders.



28-34 ..... **A6064T<sup>A</sup>** **24.99** ea.

### Head Stud Thread Repair Kit and Drill Bit

28-34 "Helicoil" style, use a 29/64" tap drill bit, 8 pieces ..... **A6065RK<sup>A</sup>** **33.99** kit



28-34 Drill bit for A6065RK ..... **A6065RKD<sup>A</sup>** **11.99** ea.



### Stud Installation and Removal Tools

28-31 Stevens tool kit, used for drilling out broken cylinder head bolts with the cylinder head in place, includes special drill guide-bushing, drill bit and instructions ..... **A6062TKT<sup>A</sup>** **39.99** kit

28-34 Stud removal tool, for rusted, corroded and hard-to-remove engine studs from 1/4" to 3/4" OD ..... **X6065<sup>A</sup>** **39.99** ea.



### Cylinder Head Puller

Attaches to head with special screws that go into the spark plug holes and used for pulling the head or the engine.

28-34 ..... **A6010PULL<sup>A</sup>** **119.99** ea.



## Thread Locker

Locks threaded fasteners in place, guarding against loosening because of vibration, prevents threads from rusting and leaking, the bond can be broken easily with hand tools when disassembly is required, great for many areas on your Model A.

ALL Permatex, blue, .20 oz. .... **RSP242<sup>A</sup>** **7.99** ea.



## Cylinder Head Studs

### Cylinder Head Stud Set

28-31 (11) A6066, (2) A6067 and (1) A6070, grade 5 studs ..... **A6066S<sup>A</sup>** **23.99** set

### Heavy-Duty Cylinder Head Stud Set

Do not install without washers (B6063 above), all studs are made of chrome moly steel. Guaranteed not to stretch. Also includes 14 cadmium-plated, grade 5 head stud nuts. Can handle higher torque. A must for all high compression heads.

28-31 28 pieces ..... **A6066SHD<sup>A</sup>** **49.99** set

### Cylinder Head Studs

28-31 Short, 3-15/32", grade 5 hardened with original domed heads (11 or 12 required) ..... **A6066<sup>A</sup>** **2.99** ea.  
 28-31 Long, 5-23/32", grade 5 hardened with original domed heads (2 required) ..... **A6067<sup>A</sup>** **3.99** ea.

### Ignition Clamp Studs

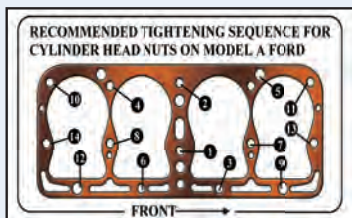
1928 4-1/2", use with cast iron ignition clamp, January 28-April 28 ..... **A6068<sup>A</sup>** **2.49** ea.  
 28-29 4-1/8", use with cast iron ignition clamp, April 28-March 29 ..... **A6069<sup>A</sup>** **3.99** ea.  
 29-31 3-3/4", use with steel ignition clamp, March 29-31 ..... **A6070<sup>A</sup>** **3.99** ea.





## Cylinder Head Gaskets

The seams around the cylinder hole face up.



- |       |  |                             |                  |
|-------|--|-----------------------------|------------------|
| 28-31 | Copper, made in the USA.....   | <b>A6051A</b> <sup>Δ</sup>  | <b>43.99</b> ea. |
| 28-31 | Composite material, silicone coating virtually stops all coolant leaks, no additional sealant is needed, for original or stock Model A head..... | <b>A6051M</b> <sup>Δ</sup>  | <b>34.99</b> ea. |
| 28-31 | GraphTite™, for high compression heads, solves seepage problems and holds its torque.....  | <b>A6051HC</b> <sup>Δ</sup> | <b>44.99</b> ea. |

## Cylinder Head Gasket Sealant

Fills in small scratches and imperfections, eliminates hot spots and prevents seizing of connections and fittings.

- |     |                        |                           |                  |
|-----|------------------------|---------------------------|------------------|
| ALL | 9 oz. spray can *..... | <b>RSP32</b> <sup>Δ</sup> | <b>14.99</b> ea. |
|-----|------------------------|---------------------------|------------------|



## Front Motor Mount Yoke

Connects the engine to the front cross member.

- |       |             |                            |                  |
|-------|-------------|----------------------------|------------------|
| 28-31 | Forged..... | <b>A6030A</b> <sup>Δ</sup> | <b>30.99</b> ea. |
|-------|-------------|----------------------------|------------------|



- |       |   |                            |                  |
|-------|---|----------------------------|------------------|
| 28-31 | Front Float-A-Motor mount accessory kit, mounts to front crossmember, uses rubber mounting pads for reduced engine vibration and smoothness, this is the best option, if your crossmember center hole is worn out. Please note, you will need to drill 2 holes into your crossmember in order to install..... | <b>A6030B</b> <sup>Δ</sup> | <b>69.99</b> kit |
|-------|---|----------------------------|------------------|



## Front Motor Mount Mounting Hardware Set

Attaches the yoke to the engine.

- |       |                                  |                             |                 |
|-------|----------------------------------|-----------------------------|-----------------|
| 28-31 | 4 pieces, 1/2"-13 x 1-1/16"..... | <b>A6032MB</b> <sup>Δ</sup> | <b>2.99</b> set |
|-------|----------------------------------|-----------------------------|-----------------|



## Front Motor Mount Set

This set includes auxiliary front flat spring, 2 long and 1 short coil springs, 1 leather washer, castle nut and cotter pin.



- |       |                    |                            |                 |
|-------|--------------------|----------------------------|-----------------|
| 28-31 | Original type..... | <b>A6031S</b> <sup>Δ</sup> | <b>8.99</b> set |
|-------|--------------------|----------------------------|-----------------|

## Front Motor Mount Washer

- |       |  |                            |                 |
|-------|--|----------------------------|-----------------|
| 28-31 | Leather, goes between A6030A and A6031S..... | <b>A6033L</b> <sup>Δ</sup> | <b>3.49</b> ea. |
|-------|--|----------------------------|-----------------|



## Front Motor Mount Flat Spring

Holds the 2 small coil springs in place on the front motor mount, this part is frequently missing.

- |       |                    |                           |                 |
|-------|--------------------|---------------------------|-----------------|
| 28-31 | Spring, steel..... | <b>B6031</b> <sup>Δ</sup> | <b>5.99</b> ea. |
|-------|--------------------|---------------------------|-----------------|



## Front Motor Mount Coil Spring Set

- |       |                     |                              |                 |
|-------|---------------------|------------------------------|-----------------|
| 28-31 | 3 coil springs..... | <b>A6032/35</b> <sup>Δ</sup> | <b>1.99</b> set |
|-------|---------------------|------------------------------|-----------------|



## Front Engine Yoke Castle Nut and Cotter Pin

- |       |                                    |                            |                 |
|-------|------------------------------------|----------------------------|-----------------|
| 28-31 | Goes under front cross member..... | <b>A6033N</b> <sup>Δ</sup> | <b>2.99</b> ea. |
|-------|------------------------------------|----------------------------|-----------------|



## Front Engine Support Bushing

Fits in the cross member from the underside as part of the motor mount support, used from November 28-January 29. Will fit through 31.

- |       |            |                           |                 |
|-------|------------|---------------------------|-----------------|
| 28-31 | Brass..... | <b>A6034</b> <sup>Δ</sup> | <b>1.99</b> ea. |
|-------|------------|---------------------------|-----------------|



## Engine Lift Tool (1 or 2 required)

Screws into the spark plug hole in your engine, allowing you to lift it out of the engine compartment. We recommend you use two, which will allow for more stability.

- |       |                              |                            |                  |
|-------|------------------------------|----------------------------|------------------|
| 28-31 | Forged eyelet and adapter... | <b>A17022</b> <sup>Δ</sup> | <b>14.99</b> ea. |
|-------|------------------------------|----------------------------|------------------|



## Engine Stand Adapter

Specially designed to allow use of a modern engine stand when working on your Model A engine. Bolts into the water inlet holes on the side of the engine and the oil pan holes on the bottom of the block. This design also allows you to reach the center main bolts.



- |       |                          |                              |                   |
|-------|--------------------------|------------------------------|-------------------|
| 28-31 | Powder-coated black..... | <b>A6005ADP</b> <sup>Δ</sup> | <b>134.99</b> ea. |
|-------|--------------------------|------------------------------|-------------------|

## MAC's MODEL A SMART-BUY!

Save big with MAC's **MODEL A SMART-BUY Kits!**

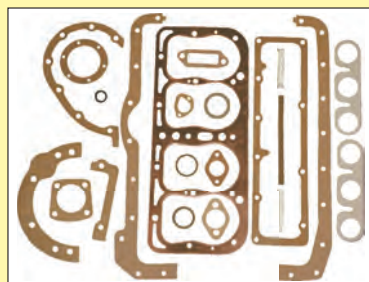
### Complete Engine Gasket Sets

Avoid the common error of replacing first one leaking gasket, then another, then another. Replace them all with our convenient and cost-efficient sets that include every gasket you'll need. These complete gasket sets are a must for engine overhauls, but it's also a darn good idea to keep one on the shelf of every Model A Ford enthusiast!

- |       |   |                            |                  |
|-------|---|----------------------------|------------------|
| 28-31 | 21 pieces, no head gasket.....                  | <b>A6008</b> <sup>Δ</sup>  | <b>16.99</b> set |
| 28-31 | 22 pieces, with copper head gasket (shown)..... | <b>A6008C</b> <sup>Δ</sup> | <b>47.99</b> set |

Complete engine gasket set. All gaskets in A6008 also with a unique head gasket (A6051M) that features a high density gasket material coated with a special silicone sealant which virtually stops all coolant leaks.

- |       |                     |                            |                  |
|-------|---------------------|----------------------------|------------------|
| 28-31 | See note above..... | <b>A6008M</b> <sup>Δ</sup> | <b>62.99</b> set |
|-------|---------------------|----------------------------|------------------|



A6008C

The CCE and CCL gasket sets listed below contain the following gaskets in original copper clad rather than standard gasket material: water inlet, water outlet, exhaust manifold, carburetor and oil drain plug.

- |       |                     |                              |                  |
|-------|---------------------|------------------------------|------------------|
| 28-31 | See note above..... | <b>A6008CCE</b> <sup>Δ</sup> | <b>59.99</b> set |
| 1931  | See note above..... | <b>A6008CCL</b> <sup>Δ</sup> | <b>64.99</b> set |

## Engine Bolt Set




28-31 128 pieces, cadmium..... **A80035<sup>A</sup>** **19.99** set

## Side Timing Gear Cover Gasket



28-34 Paper type gasket ..... **B6018<sup>A</sup>** **0.99** ea.

## Side Timing Cover Bolt Set



28-34 Original type, black oxide, dome head,  
(1) 7/16"-14 x 2-3/8" bolt and  
(1) 7/16"-14 x 1-3/8" bolt,  
with washers..... **B6018MB<sup>A</sup>** **6.99** set

## Timing Cover Bolt Set

6 bolts go across the front and the seventh is recessed into the corner with lock washers, torque to 25 foot pounds.



28-31 Original type, black oxide, dome head ..... **A6019MB<sup>A</sup>** **12.99** set

### Dome Head Bolt (7 required)



28-31 Original type, black oxide ..... **A6019MBE<sup>A</sup>** **1.49** ea.

## Front Timing Gear Cover Gasket



28-31 Paper type gasket ..... **A6020<sup>A</sup>** **0.95** ea.

## Timing Pin



28-31 Authentic reproduction, with square base..... **B6023<sup>A</sup>** **5.99** ea.

## Timing Pin Washer



E28 Copper..... **A6028<sup>A</sup>** **2.49** ea.

## Timing Tools



28-31 Timing wrench, use when setting the timing, instead of the hand crank, makes the job easier, since you can rotate the crankshaft in both directions, helps to find TDC ..... **TOOL-6313<sup>A</sup>** **36.99** ea.



28-31 Timing calibration tool, screws into timing cover, after removing timing pin, ring on end hangs loose until top dead center is found..... **28-853634** **30.99** ea.

## Engine Specifications

Rated Horsepower	24.03 SAE
Brake Horsepower	40 HP at 2200 RPM (Model AF 28 at 2000 RPM)
Firing Order	1-2-4-3
Compression Ratio	4.11:1
Compression Pressure	A6050A head, 76 PSI A6050B head, 110 PSI B6050 head, 90 PSI
Piston Displacement	200.5 cubic inches
Bore	3.876" (Model AF: 3.050")
Stroke	4.250"
Torque	128 foot pounds at 1000 RPM
Cylinder Offset from Crankshaft Centerline	1/8"
Crankshaft to Camshaft Centerline	4.155"

## Cylinder Block Specifications

Length	19-5/16"
Width	7-13/16"
Height	11-1/2"
Bore	3.875" to 3.876"
Bottom of Block to Camshaft Centerline	2.876" to 2.878"
Top of Block to Camshaft Bore Centerline	8.624" to 8.627"
Valve Lifter and Guide Bore	.594" to .5945" diameter
Distributor Drive Gear Bore	.9365" to .9375" diameter
Cylinder Outside Diameter	4-3/8" outside diameter
Flatness of Top of Block	.003" to .005"
Cylinder Bore Perpendicular to the Top of the Block	.001" to .002"

*Always make sure before you start your engine that the spark lever is in the up (retard) position. Otherwise, the explosion will drive the piston backwards down to the cylinder. This will damage the starter, starter drive, flywheel, ring gear and the fiber cam gear. If you intend to hand-crank the engine, you could very easily break your wrist or arm.*

## Aluminum Piston Sets

With fitted pins and retainer clips, Model A and B. On the inside of our pistons there is a thick section shaped like a tongue depressor. This section should face the passenger side of your engine.



28-34	Standard .....	<b>BB6108/S<sup>A</sup></b>	<b>101.99</b>	set
28-34	.020" oversized .....	<b>BB6108/20<sup>A</sup></b>	<b>101.99</b>	set
28-34	.030" oversized .....	<b>BB6108/30<sup>A</sup></b>	<b>101.99</b>	set
28-34	.040" oversized .....	<b>BB6108/40<sup>A</sup></b>	<b>101.99</b>	set
28-34	.060" oversized .....	<b>BB6108/60<sup>A</sup></b>	<b>101.99</b>	set
28-34	.080" oversized .....	<b>BB6108/80<sup>A</sup></b>	<b>101.99</b>	set
28-34	.100" oversized .....	<b>BB6108/100<sup>A</sup></b>	<b>101.99</b>	set
28-34	.125" oversized .....	<b>BB6108/125<sup>A</sup></b>	<b>101.99</b>	set

## Cylinder Sleeves (1 to 4 required)

Takes your cylinder back to standard bore, requires machining to install.



28-34	Standard, 3/32" wall (shown) .....	<b>B6055A<sup>A</sup></b>	<b>29.99</b>	ea.
28-34	Standard, 1/8" wall .....	<b>B6055B<sup>A</sup></b>	<b>30.99</b>	ea.

## Piston Ring Sets

Model A and B. Made in the USA.



28-34	Standard .....	<b>B6149<sup>A</sup></b>	<b>64.99</b>	set
28-34	.020" oversized .....	<b>B6149/20<sup>A</sup></b>	<b>64.99</b>	set
28-34	.030" oversized .....	<b>B6149/30<sup>A</sup></b>	<b>64.99</b>	set
28-34	.040" oversized .....	<b>B6149/40<sup>A</sup></b>	<b>64.99</b>	set
28-34	.060" oversized .....	<b>B6149/60<sup>A</sup></b>	<b>64.99</b>	set
28-34	.080" oversized .....	<b>B6149/80<sup>A</sup></b>	<b>64.99</b>	set
28-34	.100" oversized .....	<b>B6149/100<sup>A</sup></b>	<b>64.99</b>	set
28-34	.125" oversized .....	<b>B6149/125<sup>A</sup></b>	<b>64.99</b>	set

## Piston Ring Compressor

Makes a hard job easy!



ALL	Up to a 5" bore .....	<b>X6151<sup>A</sup></b>	<b>17.99</b>	ea.
-----	-----------------------	--------------------------	--------------	-----

## CONNECTING RODS AND PARTS

### Connecting Rod Specifications

Material	Steel forging
Weight	1 lb, 6 oz.
Balance Weight	552 grams +/- 1 gram, crank end 198 grams +/- 1 gram, pin end
Length	7-1/2" center to center
Crankshaft Bearing	1-1/2" diameter, 1-5/8" wide
Piston Pin Bearing	1" diameter, 1-5/8" wide
Bearing Side Clearance	.008" to .012"
Pin Side Clearance	.040" to .053" between pin bosses
Piston Pin Clearance	.0005"
Crankshaft Clearance	.001"
Bearing Cap Bolt Torque	40-50 lb-ft
Connecting rod is assembled with oil dippers toward camshaft.	

## Connecting Rod Sets, Insert Style

Insert-style rods are forged, heat-treated and stronger than the original connecting rods. However, they do retain a similar weight to the original rods. They can be used with babbitt or insert main bearings. They are balanced and come complete with rod bearings and fitted pins.



NOTE: Please be aware that these parts are meant to enhance your Model A. Some professional assistance might be required when installing. Not all of these parts are "install and go;" some alterations to your vehicle might be required.

28-31	Standard, 4 pieces .....	<b>A6201/S<sup>A</sup></b>	<b>738.99</b>	set
28-31	.001" oversized, 4 pieces, for use with our A6303 .....	<b>A6201/01<sup>A</sup></b>	<b>58.99</b>	set
28-31	.010" oversized, 4 pieces .....	<b>A6201/10<sup>A</sup></b>	<b>738.99</b>	set
28-31	.020" oversized, 4 pieces .....	<b>A6201/20<sup>A</sup></b>	<b>738.99</b>	set
28-31	.030" oversized, 4 pieces .....	<b>A6201/30<sup>A</sup></b>	<b>738.99</b>	set
28-31	.040" oversized, 4 pieces .....	<b>A6201/40<sup>A</sup></b>	<b>738.99</b>	set

## Connecting Rod Sets, Babbitt Style

Rods in sets weigh within 4 grams of each other. Remember: the open side of the dipper on the connecting rod faces the valve chamber. Rebabbed connecting rod bushings for piston pins will possibly need reaming. 1 set does 1 car.



28-31	Standard, 4 pieces * .....	<b>A6200RS<sup>A</sup></b>	<b>325.99</b>	set
28-31	.010" oversized, 4 pieces * .....	<b>A6200R10<sup>A</sup></b>	<b>325.99</b>	set
28-31	.020" oversized, 4 pieces * .....	<b>A6200R20<sup>A</sup></b>	<b>319.99</b>	set
28-31	.030" oversized, 4 pieces * .....	<b>A6200R30<sup>A</sup></b>	<b>325.99</b>	set

\* \$100 core fee applies, see Core Information on page 35 for details.

## Connecting Rod Parts

### Piston Pin (Connecting Rod) Bushing (4 required)

For end-lock-style piston pin, can be used with center lock pins by cutting in half, must be reamed to fit. Drill holes after installation.



28-34	1 large bushing per rod .....	<b>B6207<sup>A</sup></b>	<b>1.99</b>	ea.
-------	-------------------------------	--------------------------	-------------	-----

### Connecting Rod Nut (8 required)



28-34	Attaches connecting rod to rod cap, black oxide .....	<b>NCASTLE716<sup>A</sup></b>	<b>0.99</b>	ea.
-------	---	-------------------------------	-------------	-----

### Connecting Rod Shim Set

6 layers per shim, .003" each layer, use a sharp knife to separate layers.



28-34	Laminated type, 8 pieces, 2 per rod .....	<b>B6220S<sup>A</sup></b>	<b>9.99</b>	set
-------	---	---------------------------	-------------	-----





### Camshaft Specifications

Shaft Diameter	7/8"
Bearing Diameter	1.560"
Block Bore Diameter	1.561"
Bearing Clearance (Max.)	.003"
Bearing Length	Front, 1-3/4"; Center, 2"; Rear, 1"; 4th (1928), 7/8"
Lift of Cam	.302" (Model B: .339" exhaust; .334" intake)
Duration	236°
Lobe Center Angle	113-1/2°
End Play Spring Tension	Approximately 35 pounds
Timing Gear Mounting Flange	2-5/16" diameter, 5/16" thick
Camshaft Material	Special Ford carbon manganese steel
Camshaft Gear	Bakelized material
Number of Gear Teeth	50
Camshaft Gear Type	Spiral teeth
Gear Backlash	.003" to .005"
Gear Rotation Speed	1/2 of crankshaft
Camshaft Straightness	.0005" to .001"
Variation in Eccentricity of Pitch Diameter of Gear Teeth	.0015"
Variation in Maintaining Center Distance of Mating Gears	+/- .001"
Gear Tolerances in Regular Spacing of Teeth	0.0"

### Reground Camshafts

Your good (free of pits, good teeth and center journal at least 1.557") camshaft will be completely inspected, then reground to stock or touring-style specifications. It will then be returned to you postpaid and ready for installation. Please see MacsAutoParts.com for full details.



1928 Stock grind, 5 bearing-style ..... **A6250AR**<sup>A</sup> **71.99** ea.

1928 Touring-style grind, 5 bearing-style, provides increased torque and horsepower ..... **A6250AT**<sup>A</sup> **71.99** ea.



28-31 Stock grind, 3 bearing-style ..... **A6250B**<sup>A</sup> **48.99** ea.

28-31 Touring-style grind, 3 bearing-style, provides increased torque and horsepower ..... **A6250T**<sup>A</sup> **48.99** ea.

### Camshaft Dowel Pin (2 required)




28-34 Holds timing gear on camshaft ..... **B6253**<sup>A</sup> **4.99** ea.

### Camshaft Retaining Nuts




28-34 Standard right-hand thread, replace if bent or damaged, torque to 100 lb-ft ..... **B6259**<sup>A</sup> **5.99** ea.



28-34 Modern version, replaces original nut with standard hex nut, use with 1-1/4" 6-point socket wrench ..... **B6259M**<sup>A</sup> **12.99** ea.

### Camshaft Retaining Nut Installation and Removal Tool

Will not damage the nut, retighten the nut after turning the engine over a few times.



28-34 Uses a 1/2" drive socket wrench ..... **A6251**<sup>A</sup> **19.99** ea.

### Camshaft Thrust Plunger and Spring Set

Controls end play in the cam, fits in the front timing cover, be sure to grease the end of the unit when installing! 1 set does 1 car.



28-34 2 pieces ..... **B6275/76**<sup>A</sup> **3.99** set

## These two great books help you restore your Model A engine the smart way!

Build your own Model A engine the smart way, drawing upon the wisdom and experience of seasoned technicians who have been there and done that many, many times. You'll learn everything from planned disassembly and inspection to machine operations, proper reassembly procedures, all the way to installation and start-up. You'll refer to both books again and again.

### Model A Ford Mechanic's Handbook—Volume 1

A terrific resource of how-to information on the Model A, with more than 400 pages of step-by-step instructions from Les Andrews. This volume includes 47 pages of engine rebuilding information. Additionally, there are separate sections on carburetors, distributors, cylinder head and camshafts. Finally, of course, there are hundreds of pages on other Model A subjects, like electrical, transmission, brakes, steering, fuel system, window regulators, etc. Get this fantastic Model A book!

28-31 400 pages, 500+ illustrations, a must-buy! ..... **AMH**<sup>A</sup> **35.99** ea.

### Model A Ford Mechanic's Handbook—Volume 2

Another great book with more than 300 pages of restoration and rebuilding information. We included it here in this engine section because it has more than 40 pages of engine how-to data, with emphasis on performance enhancements. You'll find terrific tips on 6-to-12-volt conversion, high compression heads, balancing, downdraft carburetors and so much more. Plus, huge sections on Model A body wood repair and replacement and too much more to list. Add both of these great books to your library!

28-31 300 pages, 700+ illustrations, a must-buy! ..... **AMH2**<sup>A</sup> **29.99** ea.

See our Books and Manuals section for more great Model A books.



## Crankshaft Specifications

Material	Ford carbon manganese steel
Weight	28 pounds
Length	26"
Diameter	1.624" main bearings; 1.499" crank pins
Length of Main Bearings	Front and Center, 2"; Rear 3"
Length of Crank Pins	1-5/8"
Crank Pin Taper and Roundness	.0005" to .001"
Total Main Bearing Surface	11-1/2 square inches
Rear Flange Thickness	3/8"
Crankshaft Gear	25 spiral teeth
End Clearance	.004" to .007"
Main Bearing Clearance	.001"
Crankshaft Straightness	.0005" to .001"
Main Bearing Cap Torque	80-100 foot pounds
Distance from Top Surface of Front Cross Member to Crankshaft Centerline	2-33/64"

## Crankshaft

This new crankshaft has been counterbalanced to help reduce engine vibration. This unit will fit into a stock Model A engine and is approximately 10 lbs. heavier than an original crankshaft. Please see our online catalog or call for more information before ordering.



- 28-31 Forged, use with our A6331/02 insert-style main bearing set and A6201/01 connecting rods. The block and caps will require line boring.....**A6303<sup>Δ</sup>** **1638.99** ea.

## Engine Turning Tools

- 28-34 Economy version bolts to end of crankshaft, enables you to turn crankshaft with a 3/4" socket or wrench while rebuilding your engine, Model A and B .....**A6303TL<sup>Δ</sup>** **11.99** ea.



- 28-34 Deluxe version, bolts to bell housing in place of the starter, the gear moves the flywheel ring gear, the large hex that turns the gear can be used to rotate the engine clockwise or counterclockwise, this allows you to free a stuck engine, set the timing, adjust valves and change the timing gear, Model A and B, made in the USA .....**A6007<sup>Δ</sup>** **184.99** ea.



## Crankshaft Gear

Drives the timing gear, a gear puller is needed to remove the gear from the crankshaft.



- 28-34 25 teeth, steel, top quality, US made .....**B6306<sup>Δ</sup>** **17.99** ea.

## Crankshaft Oil Slinger

Fits on front of crankshaft, the rolled edge faces the crankshaft. Align the slinger and gear with the keyed end of the crankshaft.



- 28-34 .....**B6310<sup>Δ</sup>** **3.99** ea.

## Crankshaft Gear Key

Holds crankshaft gear in place.



- 28-32 .....**B6311<sup>Δ</sup>** **2.49** ea.

## Crankshaft Pulleys



- 28-32 One piece, for working on engines outside of the car .....**B6312A<sup>Δ</sup>** **29.99** ea.  
 28-32 Two pieces, for working on engines inside the car, utilizes left-hand thread, turn clockwise to loosen, can be installed without removing the radiator .....**B6312B<sup>Δ</sup>** **29.99** ea.



- 28-32 Modern steel pulley with timing marks engraved, reduced 2-3/4" size (inner groove) slows water pump, accepts stock fan belt .....**B6312S<sup>Δ</sup>** **173.99** ea.  
 28-32 Adds extra space between the crankshaft and pulley, when the face of the pulley sits flush with the crankshaft, it allows the ratchet nut to tighten the pulley properly .....**A6313CPS<sup>Δ</sup>** **3.99** ea.

## Crank Ratchet Nut



- 28-34 Holds pulley on crankshaft, top quality .....**B6319<sup>Δ</sup>** **14.99** ea.

## Crank Ratchet Nut Wrench



- 28-31 Allows ratchet nut removal while in car, also helps to turn engine over for timing procedure .....**A6319W<sup>Δ</sup>** **41.99** ea.

## Timing Wrench



- 28-31 Use when setting the timing, instead of the hand crank, makes the job easier, since you can rotate the crankshaft in both directions, helps to find TDC .....**TOOL-6313<sup>Δ</sup>** **36.99** ea.

## Ignition Timing Tool Kit



- 28-31 Enables accurate setting of timing, includes crank degree scale, cut away distributor cap, cam wrench and instructions .....**A6313<sup>Δ</sup>** **29.99** kit

## Ignition Timing Indicator



- 28-31 Degree indicator only, useful if you own a second vehicle .....**A6313DI<sup>Δ</sup>** **15.49** ea.



## Timing Gears

After installing the gears, slide a feeler gauge between the fiber and steel teeth. The backlash should be between .003" and .005". Double check that the timing marks line up on the crankshaft and camshaft gears.

If you are getting excessive backlash with your fiber timing gear, go to an oversized gear. Remember, the two dowel pin holes in the gear are off center. If the gear will not slide on the dowel pins entirely, rotate the gear 180° for a proper fit. It's a good idea to enlarge the timing pin hole slightly with a 5/16" bit to make it easier to locate when timing the engine.



28-34	Large, billet aluminum, standard .....	<b>B6256/SAL<sup>A</sup></b>	<b>66.99</b> ea.
28-34	Large, macerated fiber, made in the USA, standard .....	<b>B6256/S<sup>A</sup></b>	<b>61.99</b> ea.
28-34	Large, macerated fiber, made in the USA, .003" oversized .....	<b>B6256/003<sup>A</sup></b>	<b>56.99</b> ea.
28-34	Large, macerated fiber, made in the USA, .005" oversized .....	<b>B6256/005<sup>A</sup></b>	<b>63.99</b> ea.

## Replacing a Timing Gear DVD

This helpful DVD is produced by Diablos A's, a Model A Ford Club of America Chapter. While this DVD is not professionally done, the information simply can't be beat. *Replacing a Timing Gear* shows you how to diagnose problems, remove and reinstall the timing gear without removing the radiator and select a new timing gear if you chose to.

28-31	28-minute run time .....	<b>ADVD12<sup>A</sup></b>	<b>26.99</b> ea.
-------	--------------------------	---------------------------	------------------



## Oil Drain Tubes

These oil drain tubes screw into the rear main bearing. Spot weld or use thread adhesive so it cannot vibrate loose. For rear bearing.

28-31	5/16" diameter .....	<b>A6328A<sup>A</sup></b>	<b>3.49</b> ea.
28-31	3/8" diameter .....	<b>A6328B<sup>A</sup></b>	<b>3.99</b> ea.



## Main Bearing Sets, Insert Style

Modern insert bearings are more durable and longer lasting than babbitt. They are grooved to provide better lubrication along the bearing surface. They are NOT a direct replacement for the original babbitt bearings. Your block must be machined to fit these inserts. Instructions included. Three Main Bearing Thrust Washers are required and are listed below.



28-31	Standard, 3 pair .....	<b>A6331/S<sup>A</sup></b>	<b>96.99</b> set
28-31	.002" oversized, 3 pair, for use with our A6303 .....	<b>A6331/02<sup>A</sup></b>	<b>96.99</b> set
28-31	.010" oversized, 3 pair .....	<b>A6331/10<sup>A</sup></b>	<b>96.99</b> set
28-31	.020" oversized, 3 pair .....	<b>A6331/20<sup>A</sup></b>	<b>96.99</b> set
28-31	.030" oversized, 3 pair .....	<b>A6331/30<sup>A</sup></b>	<b>96.99</b> set
28-31	.040" oversized, 3 pair .....	<b>A6331/40<sup>A</sup></b>	<b>96.99</b> set

## Main Bearing Thrust Washer (3 required)

28-31	Brass, MUST use when converting babbitt-style main bearings to the modern insert-style components listed above .....	<b>A6332<sup>A</sup></b>	<b>13.99</b> ea.
-------	--	--------------------------	------------------



## Rear Main Oil Seals

This seal should be replaced when overhauling an engine. Ford did not use neoprene, nitrile, cork or other materials in the grooves to seal in the oil.



28-31	Original type, cast aluminum insert .....	<b>A6335<sup>A</sup></b>	<b>11.99</b> ea.
28-31	Nitrile (better than neoprene), modern replacement, requires machining of crankshaft to install, includes instructions .....	<b>A6335N<sup>A</sup></b>	<b>14.99</b> ea.

## Rear Main Thrust Plate and Oil Seal

This bronze thrust plate replaces A6335 and goes in the block. If the babbitt on your old rear main bearing has cracked this will now act as your thrust washer.



28-31	.....	<b>A6334<sup>A</sup></b>	<b>61.99</b> ea.
-------	-------	--------------------------	------------------

## Main Bearing Shim Set



28-31	Includes 6 laminated shims, .032" thick, made in USA .....	<b>28-876899<sup>A</sup></b>	<b>14.99</b> set
-------	--	------------------------------	------------------

## Main Bearing Bolt Sets

Modern improvements! Includes 4 long bolts, 2 short bolts, 6 hex nuts, 6 washers and 6 neoprene seal-tite washers. The neoprene washer goes against the block. CAUTION: The neoprene washers can only be torqued one time. Only install during final assembly.



28-31	.....	<b>A6344MOD<sup>A</sup></b>	<b>39.99</b> set
-------	-------	-----------------------------	------------------

## Main Bearing Bolt Castle Nut (6 required)



28-31	1/2"-20 castle nut, black oxide, fine thread .....	<b>NCASTLE816<sup>A</sup></b>	<b>0.99</b> ea.
-------	--	-------------------------------	-----------------

## Plastigage

Use Plastigage to accurately measure clearance on bearing surface. One package of this thin waxed string is usually enough for one car. Note that the clearance for both the main and rod bearings is .0015". Instructions included.



ALL	From 0.001" to 0.003" .....	<b>PG1<sup>A</sup></b>	<b>3.99</b> pkg
-----	-----------------------------	------------------------	-----------------



ALL	From 0.002" to 0.006" .....	<b>PG2<sup>A</sup></b>	<b>5.99</b> pkg
-----	-----------------------------	------------------------	-----------------

## Permatex Prussian Blue



ALL	For precision fitting of valves, gears, bearings and other machined surfaces, 0.75 oz. ....	<b>PG3<sup>A</sup></b>	<b>7.99</b> ea.
-----	---	------------------------	-----------------

## Bearing Clearance DVD

This helpful DVD is produced by Diablos A's, a Model A Ford Club of America Chapter. While this DVD is not professionally done, the information simply can't be beat. *Setting Engine Bearing Clearances* offers tricks of the trade for reestablishing and testing clearances on the bearings using Plastigage, also discusses shims and how to use them.



28-31	28-minute run time .....	<b>ADVD5<sup>A</sup></b>	<b>26.99</b> ea.
-------	--------------------------	--------------------------	------------------



### Valve Specifications

Lift	.287" with .015" clearance
Seat Angle	45°
Seat Width	3/32"
Stem Diameter	.311"
Valve Length	5.677"
Head Diameter	1.537"
Valve Opening Diameter	1-3/8"
Port Diameter	1-3/8"
Clearance, Exhaust Valves in Guides	.002"
Clearance, Intake Valves in Guides	.001" to .0015"
Valve Lifter Clearance	.010" to .013"
Lifter Diameter Clearance	.0015"
Valve Guides	.3135" ID; .5938" OD; length 2.125" (early 2.375")
Valve Spring	1.022" OD; free length 2-15/16"; comp. length 2.250" (57-64 lbs.); tension (closed) 34 to 38 lbs.
Valve Lifter	A6500A (used with A camshaft), length 2.486"; head diameter 1.117".
Valve Timing	Intake opens 7-1/2° before Top Dead Center; closes 48-1/2° after Bottom Dead Center Exhaust opens 51-1/2° before Bottom Dead Center; closes 4-1/2° after Top Dead Center.

### Valve Kits



Tight fitting valves that snap shut with strong valve springs are crucial for a smooth, strong performance from your Model A engine. Put the pep back into your Model A, with all new valves, guides, springs and retainers. Includes 8 each of: valves (B6505SS), valve guides (B6510A), valve springs (B6513) and valve keepers (B6513).

28-31 Original-style..... **B6501ORGKT<sup>A</sup>** **173.99** kit

Includes 8 each of: stainless steel valves (B6505SSM), one-piece valve guides (B6510SSM), valve springs (B6513), valve keepers (8BA-6514) and valve locks (7HA-6518).

28-31 Modern-style..... **B6501KT<sup>A</sup>** **173.99** kit

### Valves and Parts (8 required)



28-34 Stainless steel, standard stem diameter, mushroom stemmed (8 required)..... **B6505SS<sup>A</sup>** **9.99** ea.


28-34 Stainless steel, straight stemmed, must be used with B6510SSM, 8BA-6514, and 7HA-6518 (8 required)..... **B6505SSM<sup>A</sup>** **9.99** ea.



28-34 Valve lapping tool, suction cup type ..... **T3052T<sup>A</sup>** **10.99** ea.  
ALL Permatex valve grinding compound, 1.5 oz. tube..... **RSP26<sup>A</sup>** **6.99** ea.

28-34 Valve seat, hardened, recommended for exhaust ports, requires machining to install, highly recommended for today's gasoline, heavy-duty (8 required)..... **A6506HD<sup>A</sup>** **5.99** ea.

### Valve Guides (8 required)



28-34 Cast iron, top quality import, original type..... **B6510A<sup>A</sup>** **11.49** pr.

28-34 Stainless steel, 1-piece type, must be used with B6505SSM..... **B6510SSM<sup>A</sup>** **7.99** ea.

28-34 Valve guide remover, duplicate of K. R. Wilson original, includes instructions ..... **A6500VGR<sup>A</sup>** **20.99** ea.

### Valve Spring (8 required)

28-34 ..... **B6513<sup>A</sup>** **0.99** ea.

### Valve Spring Compressor Tool

The hook goes over the manifold stud and acts as a pivot to pry the spring upward in order to install the keeper.

28-31 ..... **A6513T<sup>A</sup>** **31.99** ea.

### Valve Keepers and Lock

Retains the valve spring when attached to the valve stem.



28-34 (8 required)..... **B6514<sup>A</sup>** **3.99** ea.

28-34 For straight valves, use with valve lock below (8 required) ..... **8BA-6514<sup>A</sup>** **3.99** ea.

28-34 Valve lock, for use with 8BA-6514 above (8 pair required)..... **7HA-6518<sup>A</sup>** **0.99** pr.

### Valve Cover Bolt and Washer Set

Black raven finish, torque to 15-20 foot pounds.

28-31 20 pieces ..... **A6520MBB<sup>A</sup>** **3.99** set

### Valve Cover Gaskets



28-31 Thick paper, as original..... **A6521<sup>A</sup>** **2.49** ea.

Use with hi-tack sealant, our RSP25 listed in our Restoration Supplies section.

28-31 Modern rubber-cork compound for better seal..... **A6521M<sup>A</sup>** **4.99** ea.

### Adjustable Tappet Sets



28-34 Single self-locking-style, set of 8 ..... **A6500SSS<sup>A</sup>** **115.99** set

28-34 Double self-locking-style, set of 8 ..... **A6500SLS<sup>A</sup>** **94.99** set

28-34 Same as above, except .005" oversized to accommodate badly worn blocks, block must be reamed before installation, set of 8 ..... **A6500SLOSS<sup>A</sup>** **116.99** set

### Adjustable Tappets (8 required)



28-34 Single self-locking-style..... **A6500SS<sup>A</sup>** **17.99** ea.

28-34 Double self-locking-style..... **A6500SL<sup>A</sup>** **13.99** ea.

28-34 Same as above, except .005" oversized to accommodate badly worn blocks, block must be reamed before installation..... **A6500SLOS<sup>A</sup>** **19.99** ea.

## Flywheel Specifications

Weight	63 lbs., 4 oz. (Model B 52 to 55 lbs.)
Balance	Within 15 in./oz.
Ring Gear Shoulder Diameter	12.470"
Ring Gear Outside Diameter	14.2"
Number of Ring Gear Teeth	112
Ring Gear to Starter Drive Ratio	11.2: 1
Flywheel Bolt Torque	65 lb-ft

Pilot bearing hole is concentric with crankshaft flange shoulder within .002" TIR (Total Indicator Reading).

Clutch mounting surface and clutch disc surface must run true to crankshaft within .005" TIR (Total Indicator Reading).

Clutch mounting shoulder diameter must be concentric with crankshaft flange diameter within .005" TIR (Total Indicator Reading).

Flywheels provide momentum to keep the crankshaft spinning. As the flywheel spins faster, a vibration will occur if it's out of balance. It's best to have your flywheel, with clutch and pressure plate, balanced so that when you place in the clutch disc and reinstall the pressure plate it will retain balance.

## Flywheel Assembly

This V8 conversion flywheel assembly works on stock Model A and B transmissions only. An original flywheel is lightened by 7 pounds and is balanced, offering improved performance and reduced vibration. You will receive a fully assembled flywheel, clutch disc and a 3-fingered V8 pressure plate.



M28-34 Modified \* ..... **B6375C<sup>A</sup>** **620.99** ea.

\*\$250 core fee applies, see Core Information page 35 for details.

## Flywheel Housing

New housing, which is cast out of ductile iron and has been reinforced in places that were prone to cracking on the originals. CNC machined to the original Ford blueprint specifications.



28-31 Passenger, pickup and truck ..... **A6395A<sup>A</sup>** **584.99** ea.

## Flywheel Inspection Plate



28-31 Steel half circle, bolts to the flywheel housing ..... **A6398<sup>A</sup>** **12.49** ea.

## Flywheel Hardware

### Hardened Flywheel Bolt Set

Special, drilled holes in head, for a safety wire lock.

28-34 4 bolt set ..... **B6376S<sup>A</sup>** **14.99** set

28-34 Individual bolts (4 required) ..... **B6376<sup>A</sup>** **7.99** ea.

**MAC's Buy!**  
**\$ save \$**



### Flywheel Housing to Block Bolt Set

Bolts the accelerator assembly to the top of the housing, (2) 7/16"-14 x 1-11/16" bolts, (4) 7/16"-14 x 1-1/16" bolts drilled for safety wire (fit toward the inner housing) and (2) lock washers.

28-31 8 pieces ..... **A6378MB<sup>A</sup>** **7.99** set



### Safety Wire

ALL 1/4 lb. spool, .032" diameter, stainless steel, approximately 90' long ..... **SAFETYWIRE<sup>A</sup>**

**9.99** ea.



### Clutch Housing to Flywheel Housing Bolt Set

28-31 3/8"-16 x 1" bolt and lock washer set, 22 pieces ..... **A6380MB<sup>A</sup>** **3.99** set

### Flywheel to Crankshaft Dowel Pin (2 required)

28-34 21/32" long ..... **B6387<sup>A</sup>** **3.99** ea.



### Flywheel to Block Dowel

28-32 Aligns flywheel housing to back of block, to be pressed in ..... **B6397<sup>A</sup>**

**9.49** pair



### Flywheel Cotter Pin

28-31 Maintains oil flow by keeping drain hole open ..... **A6397C<sup>A</sup>**

**0.25** ea.



### Flywheel Dust Cover Bolt and Washer Set

28-31 6 pieces ..... **A6398MB<sup>A</sup>** **2.99** set



### Flywheel Shim (as required)

Used on 2 bolts at rear of engine block between housing and block. Recommended you buy 4 or 6 to shim properly. See page 10 in *HOW TO RESTORE YOUR MODEL A—VOL. 4* for installation details (available in our Books and Manuals section).

28-34 ..... **B6400<sup>A</sup>** **0.99** ea.



## Flywheel Housing Gasket

28-34 Fits between the flywheel housing and the block where the camshaft is ..... **B6396<sup>A</sup>** **0.99** ea.



## Flywheel Gauge Kit

Screw the threaded support rod into any flywheel housing bolt hole and lock in place. Position the top bar over the flywheel's edge and lock in place. While rotating the flywheel, set the adjusting carriage bolt head so that it barely touches the top of the flywheel and lock in place.

Rotate the flywheel 360°. Using a feeler gauge, measure the gap between indicator bolt head and the flywheel top surface. Gap can be no more than .005".




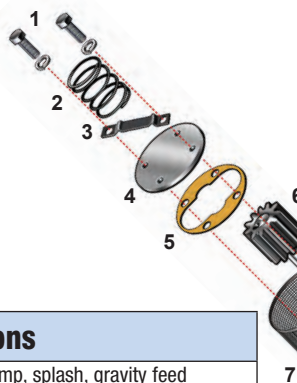
28-31 ..... **A6381<sup>A</sup>** **25.99** kit

## Flywheel Ring Gear

Safely heat with a torch and slip on the flywheel with the tapered teeth facing the rear of the vehicle, tightens onto the flywheel as it cools.

28-34 112 teeth ..... **B6384<sup>A</sup>** **27.99** ea.





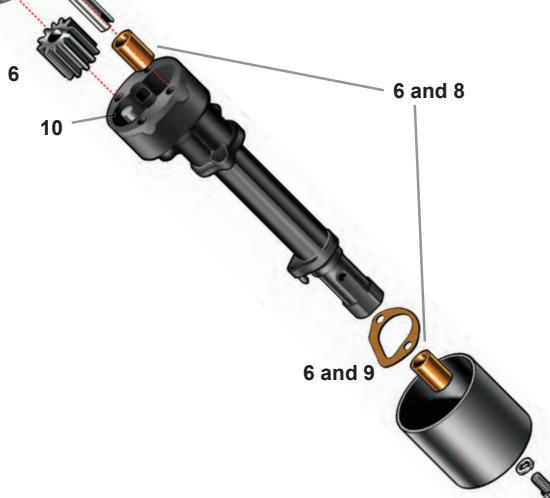
## Oil Pump Assembly Illustration

Label	Part	Part #
1	Oil pump bottom plate bolt and washer set	A6610X
2	Retainer spring	B6620
3	Oil pump retaining spring clamp	A6618
4	Oil pump gear cover plate	A6616
5	Oil pump cover gasket	A6619
6	Oil pump rebuilding kit	B6600U
6	Oil pump rebuilding kit	B6600UTQ
7	Oil pump screen	A6623B
8	Oil pump body bushing	A6612
9	Gasket	B6626
10	Oil pump idler gear shaft	A6656
	Oil Pump	B6600B

The above parts are listed on the next few pages

## Oil Pump Specifications

Type	Pump, splash, gravity feed
Crankshaft Bearings	Gravity feed
Connecting Rods	Splash
Camshaft Bearings	Gravity feed
Oil Pump Type	Gear
Oil Pump Capacity	9 pints, minimum at 1300 RPM
Oil Pump Pressure	8–10 pounds (Oil pressure might be lower based on idle speed and engine temperatures.)
Oil Pump Shaft	1/2" diameter (in 5/8" bore), except 1928 with 9/16" bore and undercut shaft (Model B used 5/8" bore with undercut shaft)
Oil Pump Gear Teeth to Housing Clearance	.001" to .002"
Housing Cover to Face of Gears Clearance	.001" to .002"
Drive Gear to Camshaft Gear Clearance	.003" to .005"



## Oil Pumps


A quality import, which is an exact duplicate of the original Ford equipment. Comes ready to install. The shell and cover plate are made of zinc. This is a copy of the 1930-31 pump with the larger oil flow chamber for improved performance.



28-34 New, Model A and B, no core required..... **B6600B** **330.99** ea.

## Oil Pump Rebuilding Kits

The bushings in the rebuilding kits are .625" OD and .500" ID—ideal for most pumps, except those used until May of '28. Kit includes: Shaft with mounted gear, second gear, 2 bushings and top gasket (B6626). For the earlier pumps, you must also order 2 A6612AR bushings.



28-34 ..... **B6600U<sup>A</sup>** **29.99** kit  
 28-34 Top quality, Melling brand ..... **B6600UTQ<sup>A</sup>** **78.99** kit

## MAC's MODEL A SMART-BUY!

Save big with MAC's **MODEL A SMART-BUY** Kits!

## Complete Oil Pump Rebuilding Kit

You know how vital the oil pump is to the life of your Model A engine. Ensure long reliable life with a totally rebuilt oil pump. Our Ford engine experts have assembled everything you need in one convenient kit.

Includes (1) each of: standard oil pump rebuilding kit (B6600U {shaft with mounted gear, second gear, 2 bushings and top gasket}), oil pump bottom plate bolt and washer set (A6610X), oil pump cover plate (A6616), oil pump retaining spring clamp (A6618), oil pump cover gasket (A6619), oil pump retainer spring (B6620), oil pump screen (A6623B) and an oil pump idler gear shaft (A6656).



28-34 1 kit ..... **B6601KT<sup>A</sup>** **47.99** kit





## Oil Pump Drive Gear Assemblies

- 28-34 Comes fully assembled, allowing you to change it out quickly, and get back on the road.....**A6560<sup>A</sup>** **36.99** ea.
- 28-34 Same as above, except .004 oversize, use if camshaft gear has a lot of wear.....**28-853480** **74.99** ea.
- 28-34 Same as above, except .010 oversize.....**28-853481** **74.99** ea.



## Oil Pump Drive Gear Bearing/Housing

Gear B6551U (below) rides in this bearing.



- 28-34 .....**B6541<sup>A</sup>** **24.99** ea.

## Oil Pump Drive Gears



- 28-34 Also drives the distributor, top quality.....**B6551U<sup>A</sup>** **29.99** ea.
- The drive gear listed below is the answer to wear that might have occurred over the years. The width of the teeth is oversized to compensate for camshaft wear.



- 28-34 .010" oversized.....**B6551U/010<sup>A</sup>** **33.99** ea.

## Oil Pump Drive Gear Sleeve and Pin

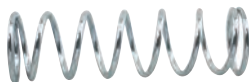
Pinned onto oil pump drive gear to hold it in housing.



- 28-34 Includes pin.....**B6561<sup>A</sup>** **8.49** ea.
- 28-34 Pin only.....**B12196<sup>A</sup>** **0.99** ea.

## Oil Pump Drive Gear Bearing Retainer Spring

Holds the oil pump drive gear.



- 28-34 .....**B6570<sup>A</sup>** **1.99** ea.

To remove B6551U, remove the valve cover, compress spring B6570-1/2" from the top, then pull it out. The drive gear and housing can then be removed. Remove the pin from the housing to release the drive gear.

## Dash Oil Pressure Gauges

Complete with sending line, ferrules, fittings and instructions, use your choice of mounting brackets, A8272OS, A8272RS, A6603 or A6603B (listed below).



- 28-31 Stewart Warner gauge, gauge reads 0-10 lbs. of oil pressure.....**A6602<sup>A</sup>** **64.99** ea.



- 28-31 APCO gauge, has a 6-volt bulb installed and includes a 12-volt bulb, has 0-15 lb range.....**A6602A<sup>A</sup>** **49.99** ea.

## Oil Gauge Hook Up Kit



- 28-31 Includes 6' of 1/8" copper tubing, 2 nuts, 2 ferrules and adapter fitting, with instructions.....**A6602H<sup>A</sup>** **18.99** kit

## Dash Oil Gauge Straps

Fits neatly beneath your instrument panel using your existing screws, black powder coated.



- 28-M30 Oval-style speedometer, steel.....**A8272OS<sup>A</sup>** **11.99** ea.
- M30-31 Round-style speedometer, steel.....**A8272RS<sup>A</sup>** **12.99** ea.

## Dual Gauge Holders

For mounting both temperature and oil gauges under dash, chrome-plated.



- 28-M30 Fits oval speedometer.....**A6603<sup>A</sup>** **53.99** ea.



- M30-31 Fits round speedometer.....**A6603B<sup>A</sup>** **39.99** ea.

*If you are installing an oil pressure and temperature gauge in your Model A, please see the Accessories section for our \$Saving kits, designed to not only save you money, but supply you with the parts you need to do the job right.*

## Oil Pump Body Bushings (2 required)



28-29	.656" OD (used 28-Nov 29).....	<b>A6612AR<sup>Δ</sup></b>	<b>5.99</b> ea.
L29-34	.625" OD .....	<b>A6612<sup>Δ</sup></b>	<b>4.99</b> ea.

## Oil Pump Cover Plate

28-34	Stamped steel plate .....	<b>A6616<sup>Δ</sup></b>	<b>7.99</b> ea.
-------	---------------------------	--------------------------	-----------------



### Oil Pump Cover Gasket

28-31	Fits between pump housing and cover plate on bottom .....	<b>A6619<sup>Δ</sup></b>	<b>2.49</b> ea.
-------	---	--------------------------	-----------------



### Oil Pump Cover Plate Bolt and Washer Set



28-34	8 pieces .....	<b>A6610X<sup>Δ</sup></b>	<b>2.99</b> set
-------	----------------	---------------------------	-----------------

### Oil Pump Retainer Clips

Used on some oil pumps. When required, they solder on to pump casting.



28-31	.....	<b>28-92789<sup>Δ</sup></b>	<b>6.49</b> ea.
-------	-------	-----------------------------	-----------------

## Oil Pump Retainer Spring



28-34	Fits bottom of oil pump .....	<b>B6620<sup>Δ</sup></b>	<b>0.99</b> ea.
-------	-------------------------------	--------------------------	-----------------

### Oil Pump Retaining Spring Clamp



28-34	.....	<b>A6618<sup>Δ</sup></b>	<b>2.49</b> ea.
-------	-------	--------------------------	-----------------

## Oil Pump Housing Hole Plug

Used on the side of the block near the pump, allows you to see if the oil pump is pumping.



28-31	Specially made plug .....	<b>A6621<sup>Δ</sup></b>	<b>0.99</b> ea.
-------	---------------------------	--------------------------	-----------------

## Oil Pump Idler Gear Shaft



28-31	.....	<b>A6656<sup>Δ</sup></b>	<b>5.99</b> ea.
-------	-------	--------------------------	-----------------

## Oil Pump Screen



28-31	Pre-formed, soldered edges .....	<b>A6623B<sup>Δ</sup></b>	<b>5.99</b> ea.
-------	----------------------------------	---------------------------	-----------------

## Oil Pump Gasket



28-34	For oil pump screen cover, always keep a spare! .....	<b>B6626<sup>Δ</sup></b>	<b>0.99</b> ea.
-------	---	--------------------------	-----------------

## Oil Pump Holder Pin



28-34	Holds pump in place when you drop the oil pan .....	<b>B6600TOOL<sup>Δ</sup></b>	<b>9.49</b> ea.
-------	---	------------------------------	-----------------

## Oil Pump Shield



28-34	Fits around oil pump in the oil pan, improves distribution of oil to all cylinders, zinc-plated stamped steel .....	<b>A6631<sup>Δ</sup></b>	<b>13.99</b> ea.
-------	---	--------------------------	------------------

## Oil Return Pipe

This later style oil return pipe is powder coated black and ready to install. It returns excess oil in the valve chamber to the crankcase. It works on engines with a lower valve cover port, and for valve covers with a recessed bolt hole in the pipe mounting area.



M29-31	15" center-to-center .....	<b>28-853659</b>	<b>42.99</b> ea.
--------	----------------------------	------------------	------------------

### Oil Return Pipe Bolt and Washer Set



28-31	Black oxide bolts, copper washers, 4 pieces .....	<b>A6648MB<sup>Δ</sup></b>	<b>3.99</b> set
-------	---	----------------------------	-----------------

### Oil Return Pipe Bolt Washer (2 required)



28-31	Copper .....	<b>A6648MBW<sup>Δ</sup></b>	<b>0.99</b> ea.
-------	--------------	-----------------------------	-----------------

### Oil Return Pipe Gasket (2 required)



28-31	.....	<b>B6648<sup>Δ</sup></b>	<b>1.99</b> ea.
-------	-------	--------------------------	-----------------

## Oil Filter Kits

### A-Ford-Able Full Flow Oil Filter Kit

A-Ford-Able full flow oil filter kit, with instructions, fits 1929-31-style oil return pipe. Great period accessory! *Note: Can only be used with a stock manifold.*



29-31 ..... **A6650AF<sup>Δ</sup>** 181.99 kit

### Extra Spin-On-Filter

For either of the above kits.



28-31 ..... **C1AZ-6731-M<sup>Δ</sup>** 9.99 ea.

## Oil Pan Gaskets



28-31 4 pieces (also sold individually) ..... **A6781<sup>Δ</sup>** 7.99 set

### Rear Oil Pan Cork Gasket Seal



28-31 Approximately 1/2" oversized in length, requires trimming ..... **A6701<sup>Δ</sup>** 0.95 ea.

### Right and Left Oil Pan Gasket Set

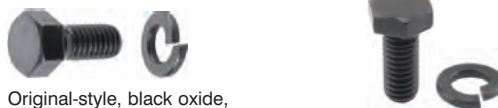


28-31 2 pieces ..... **A6710/11<sup>Δ</sup>** 5.99 set

## Oil Pan and Valve Cover Bolt and Washer Set

28-31 30 black oxide bolts and 30 washers ..... **A6676SA<sup>Δ</sup>** 11.99 set

### Oil Pan Hardware



28-34 Original-style, black oxide, with 20 correct thick-head-style bolts and 20 washers, suitable for show cars ..... **A6676ORG<sup>Δ</sup>** 7.99 set

28-34 20 black oxide bolts and 20 washers ..... **A6676S<sup>Δ</sup>** 7.99 kit

### Oil Pan and Valve Cover

#### Bolt and Washer (30 required)

28-34 Black oxide ..... **A6676SAE<sup>Δ</sup>** 0.30 ea.

## Front Crankshaft and Timing Gear Cover Packing (2 required)

It's best to soak the packing in oil before using. Center the packing in the groove, but do not cut off excess. It will shrink. One fits in front of the oil pan, the other in the timing cover.

28-34 ..... **A6700<sup>Δ</sup>** 4.99 ea.

## Front Crankshaft and Timing Gear Cover Modern Seals



28-34 One piece, neoprene ..... **A6700MR<sup>Δ</sup>** 14.99 ea.

## Oil Drain Kit

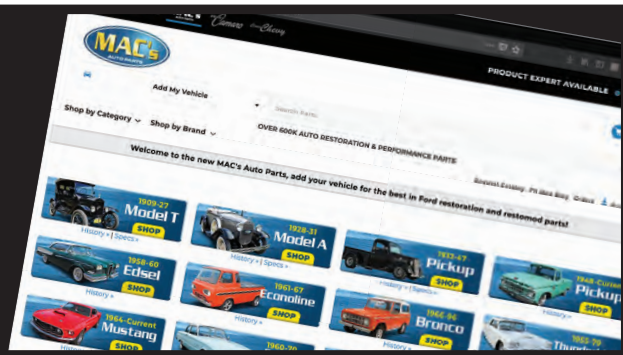


28-34 Replaces your oil drain plug with a special 3/4 - 24 threaded plug that has a ball check valve with screw-on cap, when you are ready to change your oil, remove the cap and insert the drain hose, it's as simple as that, except early 28 with the clean-out-style oil pans ..... **B6731KT<sup>Δ</sup>** 84.99 kit



ALL No mess funnel ..... **28-355802<sup>Δ</sup>** 8.99 ea.

**Check the NEW  
MacsAutoParts.com  
for all the newest parts  
and latest prices**





## Oil Pan Clean-Out Plate Screw and Lock Washer Set

E28 12 pieces ..... **A6726MB<sup>Δ</sup>**

0.95 set



## Oil Pan Clean-Out Plate Gasket

E28 Paper type, fits on the oil pan under the oil pump ..... **A6727AR<sup>Δ</sup>**

0.95 ea.



## Oil Drain Plug and Gasket Set

28-34 Oil drain plug and brass gasket (B6730 and A6734B) ..... **B6730/34<sup>Δ</sup>**

7.99 set



### Oil Drain Plugs



E28 Steel, used with removable clean-out plates ..... **A6730AR<sup>Δ</sup>** 12.99 ea.

28-34 Black oxide ..... **B6730<sup>Δ</sup>** 7.99 ea.

28-34 Black oxide, features a built-in magnet that will collect loose metal particles ..... **B6730M<sup>Δ</sup>** 5.99 ea.

### Oil Drain Plug Gaskets



E28 Copper, fits A6730AR ..... **A6734AR<sup>Δ</sup>** 2.49 ea.

28-34 Fiber ..... **A6734A<sup>Δ</sup>** 0.25 ea.

28-34 Brass ..... **A6734B<sup>Δ</sup>** 0.99 ea.

28-34 Copper, original-style ..... **A6734C<sup>Δ</sup>** 3.99 ea.

## Oil Drain Plug Repair Kits

Repairs damaged threads. Both include drain plug, gasket and instructions.



28-34 Glue-in type ..... **B6730RK<sup>Δ</sup>** 21.99 kit

28-34 Weld-in type ..... **B6730RKW<sup>Δ</sup>** 19.99 kit

## Oil Dipstick

Be certain that your dip stick is inserted all the way down to the block for a correct oil reading.



28-34 Cadmium-plated, with loop handle, original-style ..... **B6750<sup>Δ</sup>** 3.99 ea.


### Dipstick Wiper

Copy of APCO original equipment, stainless steel with felt wiper.

28-34 Mounts under the head nut that is above the water inlet on the side of the block, felt insert eliminates the need for a shop rag when checking your oil level ..... **A6751<sup>Δ</sup>** 36.99 ea.



## Oil Filler Tubes



28-31 Imported, with 3 separate baffles ..... **A6763<sup>Δ</sup>** 7.99 ea.

28-31 With baffles, 100% original, painted black ..... **A6763US<sup>Δ</sup>** 14.99 ea.

## Oil Breather

If exhaust smoke is exiting from the oil tube, install this accessory tube, which has a flexible tube from the cap that extends down beside the oil pan to allow the exhaust to exit under the car.



28-31 Accessory, includes instructions ..... **A6764<sup>Δ</sup>** 39.99 ea.

## Oil Filler Caps




28-31 Steel ..... **A6766<sup>Δ</sup>** 8.99 ea.

28-31 Chrome-plated ..... **A6766C<sup>Δ</sup>** 9.99 ea.

## Engine Pans

Model A Ford cars and trucks were originally fitted with engine pans for good reasons. For one thing, they help to keep water, mud and debris from splashing up into your engine compartment (and we all know what happens when your ignition gets wet!). Also, they reduce air turbulence coming into the bottom of your engine bay allowing air to flow more readily through the radiator and straight out at the rear, below the firewall. Over many years of service, the original engine pans were often left off for convenient access during repairs and many more were eventually banged up and damaged beyond saving. Thus, at one time restorers had to search high and low for a good pair of engine pans (often called "splash shields" or "mud pans," among other popular names). But today, the Model A experts at MAC's Antique Auto Parts have faithful reproduction engine pans in stock for your Model A Ford. They will look beautiful when installed in your engine compartment. Choose bare steel pans to be painted with black enamel (as original), or opt for our black powder-coated engine pans for the ultimate in a durable finish that will stand up to gravel and dirt from the road.

With mounting holes, goes between the motor and the frame.



28-31 Steel, should be painted black ..... **A6775/76<sup>Δ</sup>** 58.99 pr.

28-31 Black powder coated, gas and oil resistant (shown) ..... **A6775/76BC<sup>Δ</sup>** 96.99 pr.

## Engine Pan Mounting Bolt, Nut and Washer Set



28-31 18 pieces ..... **A6775/76MB<sup>Δ</sup>** 3.99 set

## Rear Main Janitor

A great item for you Model A. It catches the oil that leaks from your rear main bearing. Easily slips over the lower bell housing to flywheel housing bolts and one of the flywheel dust cover bolts.



28-31 Black powder coated ..... **A6768<sup>Δ</sup>** 23.99 ea.



With its straight-cut gears and non-synchronized internals, shifting and double-clutching a Model A was always "exciting" and at times noisy. If driving has become nerve-racking, a review of your transmission and clutch systems might be in order. Some areas of concern, beyond excessive wear, are broken gear teeth, pitting and corrosion of shafts, and roller bearings that have outlived their usefulness. Beyond swapping out some faulty gears for new ones or replacing the gaskets for a leaky case, consider the added value and convenience of a transmission rebuild kit with all the necessary components to get you shifting smoothly again.

Many are the Model A owners who have discovered the thrill of the open road. With them in mind, we suggest the early and late complete Mitchell transmissions. These upgraded units feature modern synchros and deliver better top-end performance—just the ticket for highway motoring!

Other available and noteworthy improvements are the V8 disc and pressure plate assembly with a lightened-weight flywheel for improved acceleration and top end, an all new bellhousing and a rebuild kit for your gear shift lever and tower.

## Boot and Parts

Fits over gear shift lever, keeps noise down and dirt out.



28-31 Black rubber ..... **GB7000<sup>A</sup>** **3.99** ea.



28-31 Trim plate, stainless steel, not original ... **GB7000TR<sup>A</sup>** **11.99** ea.


E28 Seal retainer, used in early 1928, originally there was just a rubber seal instead of a boot, this was nailed down to hold the seal in place ..... **A7000GBR<sup>A</sup>** **14.99** ea.

## Mitchell Transmissions

Make driving a pleasure with this modern synchronized transmission. With this transmission double clutching is a thing of the past. Smooth quiet shifts and operation. This is a completely rebuilt transmission with all new internal parts in an original Model A case. Available in the following gear ratios: as original, 1st, 2nd and reverse gears 15% higher, and 2nd gear only 15% higher. Precision made in the USA with a 2-year unlimited mileage warranty. Normal delivery time is 8-12 weeks. **\$250 core fee** applies, see Core Information on page 35 for details.



CUTAWAY SHOWN



### For Early Transmission

Where emergency brake is in front of the transmission shifter.

28-E29 Not for early 1928 AR with multi discs **US\*** ... **A7005A<sup>A</sup>** **2351.99** ea.

### For Late Transmission

Where emergency brake is on the passenger side of the transmission shifter.

M29-31 **US\*** ..... **A7005B<sup>A</sup>** **2328.99** ea.

\*\$250 core fee applies, see Core Information on page 35 for details.

## Rebuilding a Transmission DVD

This helpful DVD is produced by Diablos A's, a Model A Ford Club of America Chapter. Among its members there are two MAFCA judges, who know the ins and outs of the Model A from a technical standpoint, not just a visual one. The club holds instructional seminars on a regular basis and videos them, so the information can be shared with others. While these DVDs are not professionally done, the information in them simply can't be beat. *Rebuilding a Transmission*, gives an overview of the transmission and instructs how to disassemble, inspect and reassemble the shift tower and gear box.



28-31 42 minute run time ..... **ADVD13<sup>A</sup>** **25.99** ea.

## MAC's MODEL A SMART-BUY!

Save big with MAC's **MODEL A SMART-BUY** Kits!

### Transmission Rebuild Kit

Get your Model A shifting smoothly and quietly again. After 85 years or so, it's probably hoping you'll restore youth and vigor to its gears, clusters and bearings. MAC's has been around old Fords long enough to know that it's best to replace all the gears at the same time. Placing new gears in service next to worn used gears can lead to a noisy transmission and poor driving quality.

Kit includes 1 of each (unless otherwise noted): main drive gear (A7017BU), ball bearing for main drive (B7025US), main shaft (A7060U), main shaft bearing (B7065US), low and reverse sliding gear (A7100U), second and high sliding gear (A7101U), cluster gear countershaft (A7111), cluster gear (A7113U), cluster bearing spacer (A7115), (2) short roller bearings (B7118), long roller bearing (B7121), reverse idler shaft (A7140), reverse idler gear (A7141U) and transmission gasket set (A7153T).



28-31 Transmission rebuild kit ..... **A7000KT<sup>A</sup>** **1076.99** kit

## Main Drive Gear and Parts

If the shaft is worn more than .002" it should be replaced, or the transmission will jump out of gear.



28-31 16 teeth, spur cut, top quality ..... **A7017BU<sup>Δ</sup>** **203.99** ea.



29-31 Main drive gear snap ring, 3-11/32" OD ..... **B1180<sup>Δ</sup>** **2.49** ea.

28-31 Main drive gear spacer, fits between retainer and ball bearing ..... **A7045B<sup>Δ</sup>** **7.49** ea.

28-31 Main drive gear bearing retainer bolt and lock washer set, holds retainer tube to transmission case, 8 pieces ..... **A7050MB<sup>Δ</sup>** **2.99** set



28-31 Main drive gear ball bearings, sealed, top quality ..... **B7025US<sup>Δ</sup>** **44.99** ea.

28-31 Same as above except good quality ..... **B7025<sup>Δ</sup>** **10.99** ea.

### Main Drive Bearing Baffle

The center of the baffle fits flat against the bearing so that there is a 1/16" space at the outside edge of the baffle to bearing. Not required if you are using a sealed bearing.



28-31 ..... **B7040<sup>Δ</sup>** **3.99** ea.

## 600W Oil



28-31 Transmission takes 1 pint, also used in rear differential and steering box, 1 quart bottle ..... **600W<sup>Δ</sup>** **9.99** ea.

## Main Shaft and Parts



28-31 8-9/16" long, 6 spline, top quality, made in the USA ..... **A7060U<sup>Δ</sup>** **122.99** ea.



28-31 Collar ring (pilot spacer), fits behind bearing or bearing baffle on main shaft into transmission case ..... **A7061<sup>Δ</sup>** **3.49** ea.

28-31 3-speed pilot bearing spacer, for main shaft pilot bearing ..... **B7063<sup>Δ</sup>** **0.99** ea.



28-31 Sealed ball bearing, top quality ..... **B7065US<sup>Δ</sup>** **44.99** ea.

28-31 Non-sealed ball bearing, good quality, use with A7080B ..... **B7065<sup>Δ</sup>** **9.99** ea.

29-31 Bearing snap ring, secures bearing in case, September 29-31 ..... **A7070<sup>Δ</sup>** **4.99** ea.

28-31 Baffle, for main shaft bearing, not required if using a sealed bearing ..... **A7080B<sup>Δ</sup>** **2.49** ea.

## Transmission Hardware Sets



28-31 Clutch housing to transmission bolt set, 8 pieces ..... **A7006MB<sup>Δ</sup>** **2.49** set

28-31 Transmission case filler or drain plug, steel, should be painted black, passenger and pickup (2 required) ..... **A7008<sup>Δ</sup>** **0.99** ea.



28-31 Transmission and differential bolt set, 86 pieces, cadmium ..... **A80036<sup>Δ</sup>** **30.99** set

28-31 Transmission bolt set, 44 pieces, cadmium ..... **A80040<sup>Δ</sup>** **10.49** set

## Transmission Gasket Set

All the gaskets required for an overhaul.



28-31 4 pieces ..... **A7153T<sup>Δ</sup>** **3.49** set

## Transmission Cover Bolt and Washer Set

Bolts the transmission top plate to the transmission.



28-31 12 pieces ..... **A7222MB<sup>Δ</sup>** **3.99** set

**Looking for transmission parts but can't find them in this catalog?**

**Check MacsAutoParts.com for our full selection.**

**Still can't find them? Call (877) 815-5799, we can probably find it for you.**





## Transmission Shaft Seals

Great seal item and highly recommended, seals both shafts to minimize leakage.

- 28-31 4 pieces, not originally used by Ford ..... **A7111S<sup>A</sup>** **20.99** kit

Mounts inside the bellhousing with no modifications. Prevents leakage around shaft rails into the bellhousing.

- 28-31 Hardware and instructions included ..... **A7112S<sup>A</sup>** **41.99** ea.

- 28-31 Transmission shaft rail/bellhousing plug, economy version of A7111S and A7112S (2 required) ..... **A7112E<sup>A</sup>** **10.99** ea.

## Transmission Shifting Fork Pin

Hold the shifting forks on the shift shaft.

- 28-31 ..... **A7232S<sup>A</sup>** **0.99** pr.

## Sliding Gears

- 28-31 Low and reverse, 29 teeth, 6 spline, precision machined, top quality, made in the USA ..... **A7100U<sup>A</sup>** **157.99** ea.  
 28-31 Second and high, 23 teeth, 6 spline, precision machined, top quality, made in the USA ..... **A7101U<sup>A</sup>** **162.99** ea.

## Cluster Gear Countershaft

- 28-31 With "O" ring seal to prevent leaks, made in the USA ..... **A7111<sup>A</sup>** **12.49** ea.

## Cluster Gear and Parts

- 28-31 31-24-18-15 teeth, spur cut, precision machined, top quality, made in the USA ..... **A7113U<sup>A</sup>** **363.99** ea.  
 28-31 Clutch bearing spacer, separates front and rear roller bearing that fit in the cluster gear ..... **A7115<sup>A</sup>** **31.55** ea.

## Transmission Roller Bearings

- 28-31 Short, 1-7/16" long, fits in front of the cluster gear and main drive gear (2 required) ..... **B7118<sup>A</sup>** **6.99** ea.  
 28-31 Long, 1-11/16" long, for rear of cluster gear (A7113U) (shown) ..... **B7121<sup>A</sup>** **6.99** ea.

## Thrust Washer (2 required)

Fit on each side of the cluster gear (A7113U).

- 28-E29 Bronze, made in the USA ..... **A7119<sup>A</sup>** **3.99** ea.

## Universal Joint Hardware Items

### Universal Joint Knuckle Retainer Bolt and Washer

- 28-34 ..... **A7094<sup>A</sup>** **799.95** ea.

### Universal Joint to Main Shaft Bolt and Washer

The tabbed side of washer goes in first, torque to 22 foot pounds.

- 28-34 1 bolt, 1 lock washer, and 1 washer with tab, black oxide ..... **B7095<sup>A</sup>** **2.99** ea.

## Universal Joint Housing Bolt, Nut and Washer Set

Original drilled thick head bolts, the top center bolt has a castle nut to the rear and all other bolts have castle nuts facing the front of the car.

- 28-31 24 pieces ..... **A7095MB<sup>A</sup>** **9.99** set

## Reverse Idler Shaft and Gear



- 28-31 Shaft, with "O" ring seal to prevent leaks, made in the USA ..... **A7140<sup>A</sup>** **5.99** ea.  
 28-31 Gear, 18 teeth, precision machined, bushing included, top quality, made in the USA ..... **A7141U<sup>A</sup>** **127.99** ea.

## Transmission Shaft Retainer Plates

- 28-11/29 1/4" thick plate, 1928 through November 1929, use with early gear shafts that don't have the retaining slot machined into them, includes bolt and lock washer ..... **28-853673** **6.99** ea.  
 12/29-31 1/8" thick plate, December 1929 through end of production, use with later gear shafts that have the retaining slot machined into them, includes blot and lock washer ..... **28-853674** **4.99** ea.

## Rear Bearing Retainer Bolt and Lock Washer Set

Bolt head has been drilled for safety wire. Holds retainer to rear of transmission case.

- 28-31 8 pieces ..... **A7086MB<sup>A</sup>** **6.99** set

## Universal Joint Assembly

Complete and ready to install. Requires injection of grease.

- 28-34 Top quality ..... **B7090U<sup>A</sup>** **98.99** ea.

## Universal Joint Rebuild Kit

Not for use with a riveted U-joint.


- 28-34 9 pieces, includes cross, bushings and lock rings ..... **A7084<sup>A</sup>** **48.99** kit

## Transmission Dipstick Kit

- 28-31 Modern oil dip stick kit, includes floorboard hole pattern, metal cover, dip stick riser and in-cap dip stick, allows you to check your transmission oil from inside the vehicle ..... **B6750MOD<sup>A</sup>** **44.99** kit

## Gear Shift Tower and Shifter

M29-31 New, ready to install, complete with chrome shifter, shift rails and forks, for Model A's with brake to right of transmission tower.....



**28-876349<sup>Δ</sup> 299.99**

## Gear Shift Lever and Tower Rebuild Kit

Includes (1) each of (unless otherwise noted) of the following: gear shift lever (A7210), (2) transmission plunger and spring plug (A7222P), transmission cover bolt/washer set (A7222MB), shift fork pins (A7232S), shifter lock plunger and spring set (A7233/34), transmission shift lever spring (A7227), spring retainer (A7228), low and reverse gear (A7240) and intermediate and high gear (A7241) shifter shafts.



28-31 1 kit.....**A7210KT<sup>Δ</sup> 112.99 kit**

## Gear Shift Lever

28-31 Chrome, imported, top quality.....**A7210<sup>Δ</sup> 54.99 ea.**

### Shift Lower Cap

30-31 Also for 30-31 AA Truck.....**BB7220<sup>Δ</sup> 6.99 ea.**

## Shift Tower Forks (2 required)

28-31 Passenger and pickup.....**28-857771 56.99 ea.**



## Shifter Lock Plunger and Spring Set

Replace if your transmission is slipping out of gear. Fits in the transmission tower and notches on the shifter shaft.

28-31 3 pieces.....**A7233/34<sup>Δ</sup> 4.99 set**



## Transmission Plunger and Spring Plug

Holds plunger and spring into transmission shift tower.

28-31.....**A7222P<sup>Δ</sup> 2.99 ea.**

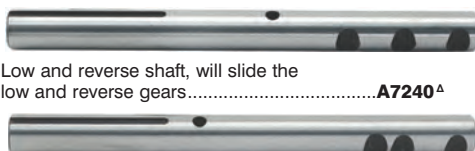


## Transmission Gear Shifter Shafts (Rails)

3 detent shaft found in the transmission lid that secures the shifting fork.

28-31 Low and reverse shaft, will slide the low and reverse gears.....**A7240<sup>Δ</sup> 2.49 ea.**

28-31 Intermediate and high shaft, will slide the high and intermediate gears.....**A7241<sup>Δ</sup> 18.99 ea.**



## Transmission Shift Lever Spring

Holds gear shift lever in place.

28-31 Passenger and 3-speed pickup.....**A7227<sup>Δ</sup> 4.99 ea.**



### Spring Retainer

Clip that holds long spring in place on the gear shift lever.

28-31.....**A7228<sup>Δ</sup> 3.49 ea.**



## Shift Lever Spring Remover and Installation Tool

28-31 Instructions included.....**A7230<sup>Δ</sup> 41.99 ea.**



## Transmission Gear Shift Knobs

All gear shift knobs have a female 5/16"-24 thread.

### Hard Plastic

28-34 Black, like original.....**A7213A<sup>Δ</sup> 4.99 ea.**  
28-34 Brown.....**A7213BR<sup>Δ</sup> 6.99 ea.**



### Quartz Clock Insert

When installing, tighten with a lock nut to ensure correct positioning or snug it right on the shifter and turn the clock in the knob. A great accessory!

28-34 Black hard plastic.....**A7213CB<sup>Δ</sup> 32.99 ea.**  
28-34 Black walnut.....**A7213CW<sup>Δ</sup> 29.99 ea.**



## Clutch Specifications

Material	Molded asbestos composition
Pressure Plate Weight	15 pounds
Clutch Disc Weight	2-1/2 pounds
Pivot Pedal Pressure	30 pounds
Clutch Facings	9" diameter, 9/64" thick
Inside Diameter	5-3/4"
Total Acting Surface Area	75 square inches
Clutch Pedal Clearance	3/4" for multiple disc, 1" for single
Clutch Release Bearing Hub	2.065" diameter
Clutch Throw Out Bearing	B7580 or B7580T
Clutch Pressure	1100 pounds

## Clutch Pedal

This forged pedal, which is ribbed just like the original, works for the brake or the clutch.



28-E31 Forged steel.....**A2455B<sup>A</sup>** 22.99 ea.

### Pedal Pads



1928 Red rubber, for brake and clutch.....**A18422R** 10.99 set



28-31 Black rubber, for brake and clutch ..... **A18422<sup>A</sup>** 6.99 set

## Accessory Clutch Pedal Return Spring Set

Works as an anti-rattle and will also give extra tension to your clutch pedal. Instructions included.



28-31 2 pieces .....**A2455ACC<sup>A</sup>** 5.99 set

## Pedal Shaft Set



28-31 For clutch and brake, set includes: pedal shaft (A7506B), pedal shaft retainer pin (A7509A), collar to pedal shaft pin (A7509B), spring washer (A7512) and 4 pedal bushings (B7508) ..... **A7506/09<sup>A</sup>** 14.99 set

### Pedal Shafts

For clutch and brake.



E28 For multi-disc type clutch, 3/4" diameter .. **A7506AR<sup>A</sup>** 17.99 ea.



28-31 7/8" diameter .....**A7506B<sup>A</sup>** 6.99 ea.

## Brake Pedal Shaft Collar

Fits at the end of pedal shaft (A7506B) to secure the pedals.



28-31 Rivets included .....**A7507<sup>A</sup>** 6.99 ea.

## Pedal Bushing (4 to 6 required)

2 per pedal, clutch and brake, ream to fit, 2 bushings are also used on the clutch release shaft (A7510C).



28-34 1" long x .940" OD .....**B7508<sup>A</sup>** 2.99 ea.

## Spring Washer for Clutch and Brake

Used between pedals to eliminate side play.



28-31 .....**A7512<sup>A</sup>** 24.99 ea.

## Pedal Shaft Retainer Pin

Holds the pedal shaft in the bell housing.



28-31 Headless groove pin .....**A7509A<sup>A</sup>** 0.95 ea.

## Clutch Release Shafts



E28 For multi-disc type clutch .....**A7510AR<sup>A</sup>** 28.99 ea.



28-31 11" long, 7/8" diameter, requires 2 bushings (B7508 listed above) .....**A7510C<sup>A</sup>** 11.49 ea.

## Clutch Release Shaft Arm

This improved version is a little longer, which will reduce clutch pressure.



28-31 .....**A7511CM<sup>A</sup>** 24.99 ea.

## Clutch Release Shaft Pins (2 required)



E28 .....**A7513AR<sup>A</sup>** 0.99 ea.

28-31 Also used for the clutch shaft arm.....**A7513<sup>A</sup>** 1.99 ea.

## Clutch Release Fork

28-34 Inner forks might need to be shaved or filed .....



**B7515<sup>A</sup>** 19.99 ea.

## Clutch Release Fork Pin and Key Set



28-M29 Used until June 29 .....**A7516<sup>A</sup>** 2.49 set

M29-31 Pin only .....**A7513<sup>A</sup>** 1.99 ea.

## Clutch Inspection Plate

28-31 Covers access hole used to grease throwout bearing, 3-speed transmission .....



**A7518<sup>A</sup>** 20.99 ea.

## Clutch Inspection Plate Bolt and Washer Kit

Holds the inspection plate on top of the bell housing.



28-31 4 pieces .....**B7518MB<sup>A</sup>** 1.99 kit

## Collar Pin

Holds the collar on the 7/8" pedal shaft.

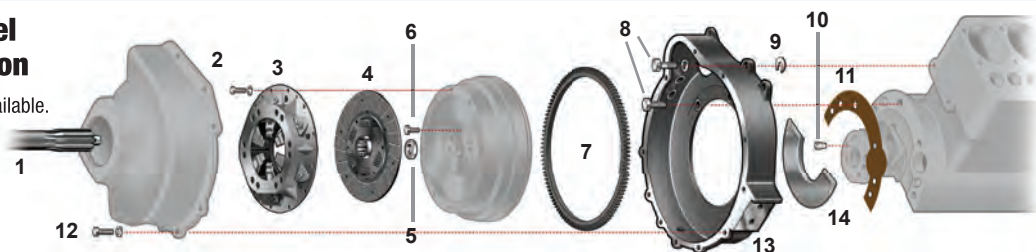


28-31 Flat head.....**A7509B<sup>A</sup>** 0.99



## Clutch and Flywheel Assembly Illustration

Faded items are currently unavailable.



Label	Part	Part #	Label	Part	Part #	Label	Part	Part #
1	Main gear shift drive gear.....	<b>A7017BU</b>	7	Flywheel ring gear .....	<b>B6384</b>	12	Clutch housing to flywheel housing bolt set.....	<b>A6380MB</b>
2	Pressure plate mounting kit.....	<b>A7563MB</b>	8	Flywheel housing-to-block bolt set .....	<b>A6378MB</b>	13	Flywheel housing.....	<b>A6395A</b>
3	Rebuilt pressure plate .....	<b>BB7563</b>	9	Flywheel shim.....	<b>B6400</b>	14	Flywheel Inspection Plate.....	<b>A6398</b>
4	Clutch disc.....	<b>B7550U</b>	10	Dowel .....	<b>B6387</b>			
5	Pilot bearing.....	<b>A7600</b>	11	Flywheel housing gasket.....	<b>B6396</b>			
6	Flywheel bolt.....	<b>B6376</b>						

These parts are listed on the next few pages

*The clutch disc, pressure plate and flywheel assembly is a solid and rugged design requiring only periodic adjustments and regular inspection. Wear, friction and heat, however, will all take their toll and often times when your Model A is stored for longer periods of time—especially in damp climates—a stuck and frozen clutch is the end result. A replacement disc and pressure plate is the only logical fix in that scenario.*

*Performing a sizable task on your A, such as a clutch job, should be done right the first time using only quality components while not overlooking the minor and more common wear items. Replacement clutch discs, pressure plates, ring gears and throwout bearings are available individually, or make the wise choice and save money with our clutch disc kit.*

## Clutch Adjusting Arms

Attaches to the clutch pedal and the clutch release shaft arm, adjusts clutch. Pedal free play should be about 1". A trunion nut is not included, but is listed below.



28-31 ..... **A7521B<sup>A</sup>** **12.99** ea.

This modern-style replacement set allows you to make adjustments without pulling the clevis pin.



28-31 Clutch adjusting arm and trunion nut, includes instructions ..... **A7521/22M<sup>A</sup>** **36.99** set

## Clutch Adjusting Arm Trunion Nuts

For adjusting arm yoke, turn clockwise to decrease the clearance between the clutch disc and the pressure plate. Pedal free play should be about 1".



28-31 For adjusting arm yoke, 3/8" thread ..... **A7522B<sup>A</sup>** **3.99** ea.

## Clutch Adjusting Tool



28-31 By wrapping around the clutch pedal, this tool allows you to operate the clutch pedal while you are under the car adjusting the linkage..... **A7524<sup>A</sup>** **46.99** ea.

## Clutch Housing to Transmission Gasket



28-31 ..... **A7620<sup>A</sup>** **3.99** ea.

## Flywheel Assembly

This V8 conversion flywheel assembly works on stock Model A and B transmissions only. An original flywheel is lightened by 7 pounds and is balanced offering improved performance and reduced vibration. You will receive a fully assembled flywheel, clutch disc and a 3 fingered V8 pressure plate.



M28-34 Modified ..... **B6375C<sup>A</sup>** **620.99** ea.

\*\$250 core fee applies, see Core Information on page 35 for details.



## Flywheel Gauge Kit

Screw the threaded support rod into any flywheel housing bolt hole and lock in place. Position the top bar over the flywheel's edge and lock in place. While rotating the flywheel, set the adjusting carriage bolt head so that it barely touches the top of the flywheel and lock in place. Rotate the flywheel 360°. Using a feeler gauge, measure the gap between indicator bolt head and the flywheel top surface. If more than .005", there is too much wobble and the flywheel should be re machined or replaced.



28-31 ..... **A6381<sup>A</sup>** **25.99** kit

## Clutch Housing to Flywheel Housing Bolt Set



28-31 3/8"-16 x 1" bolt and washer set,  
22 pieces ..... **A6380MB<sup>A</sup>** **3.99** set

## Flywheel to Crankshaft Dowel Pin (2 required)



28-34 21/32" long..... **B6387<sup>A</sup>** **3.99** ea.

## Flywheel to Block Dowel



28-32 Aligns flywheel housing to  
back of block..... **B6397<sup>A</sup>** **9.49** pr.

## Flywheel Dowel Retainer

Fits between flywheel bolts and flywheel to keep the flywheel dowels in place.



28-31 ..... **A7609B<sup>A</sup>** **3.49** ea.

## Flywheel Cotter Pin



28-31 Maintains oil flow by keeping drain  
hole open..... **A6397C<sup>A</sup>** **0.25** ea.

## Flywheel Dust Cover Bolt and Washer Set



28-31 6 pieces ..... **A6398MB<sup>A</sup>** **2.99** set

## Flywheel Shim (as required)

Used on 2 bolts at rear of engine block between housing and block. Recommended you buy 4 or 6 to shim properly. See *HOW TO RESTORE YOUR MODEL A, VOL. 4*, page 10, for installation details (available in our Books and Manuals Section).



28-34 ..... **B6400<sup>A</sup>** **0.99** ea.

## Flywheel Hardware

### Hardened Flywheel Bolt Set

Special, drilled holes in head, for a safety wire lock.



28-34 4 bolt set..... **B6376S<sup>A</sup>** **14.99** set  
28-34 Individual bolts (4 required) ..... **B6376<sup>A</sup>** **7.99** ea.

**MAC's buy!**  
**\$ save \$**

### Flywheel Housing to Block Bolt Set

Bolts the accelerator assembly to the top of the housing, (2) 7/16"-14 x 1-11/16" bolts, (4) 7/16"-14 x 1-1/16" bolts drilled for safety wire (fit toward the inner housing) and (2) lock washers.



28-31 8 pieces ..... **A6378MB<sup>A</sup>** **7.99** set

### Safety Wire



ALL 1/4 lb. spool, .032" diameter, stainless  
steel, approximately 90' long ..... **SAFETYWIRE<sup>A</sup>** **9.99** ea.

## Flywheel Inspection Plate



28-31 Steel half circle, bolts to the flywheel  
housing ..... **A6398<sup>A</sup>** **12.49** ea.

## Flywheel Housing Gasket



28-34 Fits between the flywheel housing  
and the block where the camshaft is..... **B6396<sup>A</sup>** **0.99** ea.

## Pilot Bearing and Bushing

Sealed on both sides, presses into flywheel.



28-34 Bearing ..... **A7600<sup>A</sup>** **6.99** ea.



28-34 Bushing, oil-lite type, bronze,  
replacement for A7600..... **70-7600<sup>A</sup>** **11.99** ea.

## Throwout Bearing, Hub and Spring

### Throwout Bearings



28-34 Top quality, Federal Mogul brand ..... **B7580T<sup>Δ</sup>** **23.99** ea.



28-34 Good quality ..... **B7580<sup>Δ</sup>** **19.99** ea.

### Throwout Bearing Hub



28-31 ..... **A7561<sup>Δ</sup>** **30.99** ea.

### Throwout Bearing Hub Spring



28-31 ..... **A7562<sup>Δ</sup>** **1.99** ea.

## Flywheel Ring Gear

Safely heat with a torch and slip on the flywheel with the tapered teeth facing the rear of the vehicle, tightens onto the flywheel as it cools.



28-34 112 teeth ..... **B6384<sup>Δ</sup>** **27.99** ea.

## Pressure Plate and Mounting Kit

### Pressure Plate



28-34 New, not rebuilt, 10" diameter, for 9" clutch disc (listed below) ..... **BB7563<sup>Δ</sup>** **112.99** ea.

### Pressure Plate Mounting Kit

Attaches the pressure plate to the flywheel, torque to 20 foot pounds.




28-34 24-piece kit ..... **A7563MB<sup>Δ</sup>** **3.99** kit

## Clutch Disc and Alignment Tool

### Clutch Disc

Spring center type, better than original type. Best you can buy! Short side of the hub on the disc goes against the flywheel.



28-34 Clutch disc, 9", woven lining ..... **B7550U<sup>Δ</sup>** **32.99** ea.

### Clutch Disc Alignment Tool

Use with pilot bearing, aligns the disc with the pilot bearing when you install a new clutch disc.



28-34 ..... **A7550T<sup>Δ</sup>** **5.99** ea.

**Place the correct side of the disc (the shortest side of the hub) against the flywheel. Install the pressure plate with the 12 bolts, but do not tighten them. Using the alignment tool (A7550T), center the disc on the pressure plate and continue inserting the end of the tool into the center of the pilot bearing. Then torque the 12 bolts (20 foot pounds) to the flywheel and remove the tool.**

## MAC's MODEL A SMART-BUY!


Save big with MAC's **MODEL A SMART-BUY Kits!**

### Clutch Disc Kit

Ahh, the poor clutch! Heat and friction are the necessary, yet dangerous partners wearing the poor clutch disc out to the point of eventual failure. Whenever you have the transmission out of your Model A, a new clutch disc is cheap insurance against a sudden failure. MAC's Model A technicians know that it's vital to replace the throwout bearing and pilot bearing whenever you replace a clutch, so they have assembled one of each, along with a handy clutch alignment tool in this cost-saving convenient kit.

*Includes 1 each of: 9" clutch disc (B7550U), clutch disc alignment tool (A7550T), throwout bearing (B7580T) and pilot bearing (A7600).*

28-34 1 kit ..... **B7550KT<sup>Δ</sup>** **71.99** kit





## Stone Guards


These deluxe, polished stainless steel imports include mounting hardware.



28-29 28-1/4" long, 20-5/16" wide **A18700A** **244.99** ea.



1930 30-3/4" long, 19" wide **A18700B** **296.99** ea.



1931 30-1/2" long, 19" wide **A18700C** **254.99** ea.

### Stone Guard "J" Clip Hardware and Bumper Kit



28-31 Mounts stone guards to shell **A18700MB** **14.99** kit

## Radiator Shells



28-29 Nickel, nice import (shown) **A8200A** **159.99** ea.  
 28-29 Chrome, nice import **A8200C** **152.99** ea.  
 28-29 Plain steel, nice import **A8200P** **127.99** ea.  
 28-29 Chrome, smooth, no filler neck or crank holes, great for Street Rods! (shown) **A8200CS** **147.99** ea.  
 28-29 Same as above, except plain steel **A8200PS** **122.99** ea.



1930 Stainless steel, nice import, might require fitting, crank hole cover included **A8200F** **609.99** ea.  
 1931 Same as above **A8200SS** **581.99** ea.



### Radiator to Shell Mounting Bolt, Nut and Washer Sets

12 pieces, authentic.



28-29 With black nut **A8200BSE** **2.99** set  
 30-31 With cadmium nut **A8200BSL** **2.99** set

## MAC's MODEL A SMART-BUY!

Save big with MAC's **MODEL A SMART-BUY** Kits!

### Radiator Shell and Stone Guard Kits

28-29 Includes (1) each of: A8200C chrome radiator shell and A18700A deluxe, polished stainless steel stone guard **A8200CKT** **345.99** kit  
 1930 Includes (1) each of: A8200F stainless steel radiator shell and A18700B deluxe, polished stainless steel stone guard **A8200FKT** **744.99** kit  
 1931 Includes (1) each of: A8200SS stainless steel radiator shell and A18700C deluxe, polished stainless steel stone guard **A8200SSKT** **805.99** kit



A8200CKT



A8200FKT



A8200SSKT

## Radiator Shell Rubber Grommet Sets

Headlight and horn holes.



28-29	3 pieces .....	<b>A8210AS</b> <sup>Δ</sup>	<b>4.99</b> set
30-31	3 pieces .....	<b>A8210BS</b> <sup>Δ</sup>	<b>2.99</b> set

## Crank Hole Covers

Rivets to the radiator shell.



28-29	Stainless steel, with rivet .....	<b>A8216A</b> <sup>Δ</sup>	<b>4.99</b> ea.
30-31	Stainless steel, with rivet .....	<b>A8216B</b> <sup>Δ</sup>	<b>9.99</b> ea.

## Crank Hole Cover

### Rivet and Washer Set



28-31	Stainless steel .....	<b>A8216MB</b> <sup>Δ</sup>	<b>2.49</b> set
-------	-----------------------	-----------------------------	-----------------

## Hood Hinge Rod Retainers

Mounts on radiator shell.



28-31	Clip, cadmium .....	<b>A8220C</b> <sup>Δ</sup>	<b>2.99</b> ea.
28-31	Clip, stainless steel .....	<b>A8220SS</b> <sup>Δ</sup>	<b>5.99</b> ea.

## Hood Hinge Rod Retainer Mounting Rivet

28-31	Retainer to shell .....	<b>A8220MB</b> <sup>Δ</sup>	<b>0.99</b> pr.
-------	-------------------------	-----------------------------	-----------------

## Radiator Caps



28-29	Chrome-plated, screw type, vented-style, with gasket .....	<b>A8100A</b> <sup>Δ</sup>	<b>17.99</b> ea.
30-31	Stainless steel, twist type, vented-style, with gasket .....	<b>A8100B</b> <sup>Δ</sup>	<b>23.99</b> ea.

## Radiator Necks Only

Brass, solder into place.



28-29	Threaded-style .....	<b>A8010AN</b> <sup>Δ</sup>	<b>39.99</b> ea.
30-31	Twist-style .....	<b>A8010BN</b> <sup>Δ</sup>	<b>33.99</b> ea.

## Radiator Cap Gaskets



28-29	Cork .....	<b>A9173</b> <sup>Δ</sup>	<b>0.99</b> ea.
30-31	Leather .....	<b>A8100H</b> <sup>Δ</sup>	<b>1.99</b> ea.

## Radiator Shell Emblems and Scripts

### Radiator Emblems



28-30	Blue on chrome, script, US made, attaches to the radiator shell .....	<b>A8212A</b> <sup>Δ</sup>	<b>39.99</b> ea.
28-30	Blue on chrome, script, imported, press-in type like original .....	<b>A8212AF</b> <sup>Δ</sup>	<b>24.99</b> ea.



1931	Black script on stainless steel .....	<b>A8212C</b> <sup>Δ</sup>	<b>19.99</b> ea.
28-30	Black on chrome, script, Canadian version .....	<b>A8212CAN</b> <sup>Δ</sup>	<b>30.99</b> ea.

### Radiator Scripts

We recommend A8213MB mounting set listed below.



28-31	Die cut, chrome-plated .....	<b>T3920CH</b> <sup>Δ</sup>	<b>19.99</b> ea.
28-31	Same as above, except brass .....	<b>T3920BR</b> <sup>Δ</sup>	<b>16.99</b> ea.

### Radiator Script Mounting Set

Can be screwed or soldered in to mount any radiator script or club badge.



28-31	8 screws, 4 nuts and 4 washers .....	<b>A8213MB</b> <sup>Δ</sup>	<b>5.99</b> set
-------	--------------------------------------	-----------------------------	-----------------



ALL	Aftermarket, novelty universal emblem application, blue on chrome, adhesive tape on back allows you to adhere it almost anywhere, 3" wide, 1-1/2" high .....	<b>A8212</b> <sup>Δ</sup>	<b>3.99</b> ea.
-----	--	---------------------------	-----------------

## Radiator Coolant

28-31	Pre-Mixed Be Cool Antifreeze Coolant, provides 300,000 miles of protection, biodegradable propylene glycol formula, protects down to 26° below zero and 267°* .....	<b>28-253917</b> <sup>Δ</sup>	<b>29.99</b> ea.
-------	---	-------------------------------	------------------



**\*HAZARDOUS MATERIAL**—can only be shipped by ground/surface within the U.S. because of government regulations.



truck freight—requires additional shipping charges



oversize/overweight—requires additional shipping charges



Prop 65 warning for California residents, see inside front cover for details



## Radiators

These radiators are complete with neck, outlet, brass tank and copper tubes. They also have 3 clips at the bottom to secure the headlight wires. All radiators have been tested for leaks under 20 lbs. pressure and are fitted into an original shell before leaving the manufacturer.

Please Note: 2-row radiators have a modern-style core, which makes them more efficient at cooling than many standard three row versions.

**OS** All radiators are oversized and have an additional \$10 shipping charge.

28-29	3-row, 5-1/2 fins per inch, complete, quality unit, flat tube .....	<b>A8005A</b> <sup>Δ</sup>	<b>542.99</b> ea.
28-29	3-row, 8 fins per inch, complete, heavy-duty unit, flat tube .....	<b>A8005AHD</b> <sup>Δ</sup>	<b>599.99</b> ea.
28-29	2-row, 6 fins per inch, complete, top quality unit, round tube, as original .....	<b>A8005ATR</b> <sup>Δ</sup>	<b>975.99</b> ea.
28-29	2-row, 10 fins per inch, complete, top quality unit, flat tube, increased surface area with 40% more copper than original .....	<b>A8005AT</b> <sup>Δ</sup>	<b>756.99</b> ea.
30-31	3-row, 5-1/2 fins per inch, complete, quality unit, flat tube .....	<b>A8005B</b> <sup>Δ</sup>	<b>542.99</b> #
30-31	3-row, 8 fins per inch, complete, heavy-duty unit, flat tube .....	<b>A8005BHD</b> <sup>Δ</sup>	<b>599.99</b> #
30-31	2-row, 6 fins per inch, complete, top quality unit, flat tube with dimpled fins .....	<b>A8005BTD</b> <sup>Δ</sup>	<b>801.99</b> #
30-31	2-row, 10 fins per inch, complete, top quality unit, flat tube, increased surface area with 40% more copper than original .....	<b>A8005BT</b> <sup>Δ</sup>	<b>738.99</b> #

### AA Truck Only

30-31	3-row, 8 fins per inch, complete, heavy-duty unit, flat tube .....	<b>A8005TRKBHD</b> <sup>Δ</sup>	<b>863.99</b> #
30-31	2-row, 6 fins per inch, complete, top quality unit, flat tube .....	<b>A8005TRKBT</b> <sup>Δ</sup>	<b>955.99</b> #

The following 2 radiators are pressurized. Please see the note below for pressurized radiator information regarding their effectiveness.

30-31	2-row, 6 fins per inch, complete, top quality unit, pressurized, flat tube with dimpled fins .....	<b>A8005TRKBTP</b> <sup>Δ</sup>	<b>972.99</b> #
30-31	2-row, 10 fins per inch, complete, top quality unit, pressurized, flat tube .....	<b>A8005TRKBHDP</b> <sup>Δ</sup>	<b>889.99</b> #


### Pressurized Radiators

These radiators offer more cooling power to your Model A. The recommended 4 PSI pressurized cap (not included with the radiator) will increase the boiling point by 12°, which makes this a great radiator for parade driving, or to simply give you better peace of mind out on the road. The under hood pressure cap is completely invisible from the outside of the vehicle.

Please Note: 2-row radiators have a modern-style core, which makes them more efficient at cooling than many standard three row versions.

28-29	2-row, 6 fins per inch, complete, top quality unit, pressurized, round tube .....	<b>A8005ATRP</b> <sup>Δ</sup>	<b>863.99</b> ea.
28-29	2-row, 10 fins per inch, complete, top quality unit, pressurized, flat tube, increased surface area with 40% more copper than original .....	<b>A8005ATP</b> <sup>Δ</sup>	<b>710.99</b> ea.
30-31	2-row, 6 fins per inch, complete, top quality unit, pressurized, flat tube with dimpled fins .....	<b>A8005BTDP</b> <sup>Δ</sup>	<b>812.99</b> #
30-31	2-row, 10 fins per inch, complete, top quality unit, pressurized, flat tube, increased surface area with 40% more copper than original .....	<b>A8005BTP</b> <sup>Δ</sup>	<b>734.99</b> #

**# WARNING:** The neck has a 1-1/2" ID opening. MotoMeter and Quail caps might need some grinding of their bare castings to fit.



## Solving Overheating Problems

In order for your radiator to do its job, it must have strong air flow thru the cooling fins. If your Model A tends to run a little hot, make sure that your radiator is not blocked from the wind. Can you mount your license plate on a bumper bracket? Do you have too many badges or other emblems mounted to the radiator? Can air easily flow back out of the engine compartment after it passes thru the radiator? (Air will not flow thru the radiator into the engine compartment unless it can also easily flow out again). A leaking head gasket should be another suspect in your search for overheating problems. Ignition timing and carburetor fuel mixtures can also lead to overheating problems. Get Les Andrews' books *MODEL A FORD MECHANICS HANDBOOK*, volumes one and two (available in our Books and Manuals section) for more details.

Although everything previously described can lead to overheating, your radiator is the common culprit. Check first for fluid flow restrictions (old radiators might have clogged tubes from years of sediment build-up). Remove the bottom hose from the radiator and temporarily plug it with a rubber ball. Fill the radiator and remove the ball; the water should drain in 4 seconds or less. If it takes longer, your tubes are partly clogged. Another common problem is when the tubes get loose within the cooling fins from years of vibration and usage. This leads to poor heat transfer from the tubes to the fins, which renders the radiator ineffective. Often, multiple problems in a radiator add up to cause overheating. A brand new radiator is cheap insurance, eliminating ALL of these problems.



## Radiator Mounting Kits

When installing, place pad on top of cross member, place radiator on top and insert bolt through cross member, install spring over threaded bolt end and tighten castle nut, leaving room to install cotter pin.



- 28-34 Authentic, does both sides, 10 pieces ..... **B8130S<sup>Δ</sup>** **6.99** kit  
 28-34 Stainless steel, does both sides, no cotter pins required, 8 pieces ..... **B8130SS<sup>Δ</sup>** **11.99** kit

### Radiator Mounting Rubber Pad (2 required)

- 28-34 Fits between the frame and the radiator ..... **A8125A<sup>Δ</sup>** **0.99** ea.

### Radiator Mounting Spring (2 required)

- 28-34 ..... **B8130<sup>Δ</sup>** **0.99** ea.

## Radiator Service Supplies



- ALL Permatex Heavy-Duty Radiator Cleaner, 1 quart \* ..... **RSP27<sup>Δ</sup>** **15.99** ea.  
 ALL Is your engine running hot? Cool it off with Water Wetter®. Adding one 12 oz. bottle to 12 to 16 quarts of coolant can drop the operating temperature up to 20°. Not only that, you will also be reducing rust, corrosion and electrolysis in your cooling system. It's modern science for your antique car \* ..... **WET-H2O<sup>Δ</sup>** **15.99** ea.

## Radiator Level Sight Gauge Kit

- 28-31 Works like a sight gauge, includes clear hose and necessary fittings and clips, easy to install, see web site for installation details ..... **28-853906** **58.99** kit

## Radiator Brace Rod Holder (Bracket)

Solder this bracket to the radiator to mount your brace rods onto.

- 28-31 Pressed steel ..... **A8135TR<sup>Δ</sup>** **17.99** ea.

## Radiator Brace Rod Dash Brackets

Attach to the firewall for the brace rods to hook onto.



- 28-32 Cadmium-plated, 1934 Pickup ..... **A8140/41<sup>Δ</sup>** **4.99** pr.  
 28-32 Stainless steel, 1934 Pickup ..... **A8140/41S<sup>Δ</sup>** **13.99** pr.

### Radiator Brace Rod Bracket Mounting Screw Set

- 28-31 8 pieces, smooth head ..... **A8140MB<sup>Δ</sup>** **2.99** set

## Radiator Brace Rods and Hardware



- 28-M29 Original tubular design, forged heads, black finish, for the judging car ..... **A8133A<sup>Δ</sup>** **24.99** pr.



- 28-31 Cadmium-plated, 26" long ..... **A8133B<sup>Δ</sup>** **13.99** pr.  
 28-31 Stainless steel, 26" long ..... **A8133BSS<sup>Δ</sup>** **37.99** pr.  
 Great for custom or Street Rods, cut down as needed.  
 28-31 Stainless steel, 32-1/2" long ..... **B-8133-SS<sup>Δ</sup>** **36.99** pr.

### Hardware



- 28-31 Stainless steel, includes nuts and washers, 14 pieces ..... **A8134B<sup>Δ</sup>** **8.49** set

## Hood Prop Kit

All stainless steel. Eliminates resting hood on cowl, includes instructions. Great accessory!



- 28-34 ..... **A16613<sup>Δ</sup>** **29.99** kit

### Hood Prop Support Spring Sets

Mounts on hood rods and hooks to hood rod bracket on firewall.



- 28-29 ..... **A16614A<sup>Δ</sup>** **32.99** set  
 30-31 ..... **A16614B<sup>Δ</sup>** **29.99** set

## Fan Shrouds

Made of black plastic to fit your A, improves cooling efficiency.



- 28-29 With mounting brackets ..... **A8146A<sup>Δ</sup>** **80.99** ea.  
 30-31 Same as above ..... **A8146B<sup>Δ</sup>** **80.99** ea.

## Radiator to Shell Mounting Bolt, Nut and Washer Sets

12 pieces, authentic.



- 28-29 ..... **A8200BSE<sup>Δ</sup>** **2.99** set  
 30-31 ..... **A8200BSL<sup>Δ</sup>** **2.99** set

**\*HAZARDOUS MATERIAL**—can only be shipped by ground/surface within the U.S. because of government regulations.



truck freight—requires additional shipping charges



oversize/overweight—requires additional shipping charges



Prop 65 warning for California residents, see inside front cover for details

## Water Outlets on Cylinder Head

Cast iron, painted black and imported.



28-29	5-3/8" tall .....	<b>A8250A<sup>A</sup></b>	<b>28.99</b> ea.
30-31	6" tall .....	<b>A8250B<sup>A</sup></b>	<b>28.99</b> ea.

### Water Outlets with Cast Boss for Temperature Gauge

These cast water outlets have a raised boss on the left side, which is threaded with 1/2" pipe thread to a depth of 1/2". This boss enables you to easily and securely install a temperature probe, for monitoring water temperature.



28-29	Iron .....	<b>A8250ATPC<sup>A</sup></b>	<b>44.99</b> ea.
30-31	Iron .....	<b>A8250BTPC<sup>A</sup></b>	<b>49.99</b> ea.

### Water Outlet Gaskets



28-31	Copper, original-style .....	<b>A8255C<sup>A</sup></b>	<b>5.99</b> ea.
28-31	Replacement-style .....	<b>A8255<sup>A</sup></b>	<b>16.99</b> ea.

## Lower Water Inlet

Has extra boss so you can hook up to heater or temperature gauge sending unit. Includes plug and bolt for wire clip, helps monitor water temperature.



28-34	Aluminum .....	<b>A8275ACC<sup>A</sup></b>	<b>81.99</b> ea.
-------	----------------	-----------------------------	------------------

### Lower Water Inlet Mounting Bolt



28-31	Dome head .....	<b>A8275MB<sup>A</sup></b>	<b>5.99</b> pr.
-------	-----------------	----------------------------	-----------------

### Lower Water Inlet Gaskets



28-34	Copper, original-style .....	<b>A8280C<sup>A</sup></b>	<b>4.99</b> ea.
28-34	Replacement-style .....	<b>B8280<sup>A</sup></b>	<b>1.49</b> ea.

*If you are installing a temperature and oil pressure gauge in your Model A, please see the ACCESSORIES section for our Saving kits, designed to not only save you money, but supply you with the parts you need to do the job right.*

## Temperature Gauge

Does not include strap A8272OS or A8272RS.

90°-140° = Cold  
140°-190° = Driving range  
190°-250° = Danger



28-31	Made by Stewart-Warner with stamped "Rex-A-Co" black face as original, includes sensor line to gauge, with instructions .....	<b>A8272<sup>A</sup></b>	<b>101.99</b> ea.
-------	---	--------------------------	-------------------

Does not include strap A8272OS or A8272RS.

90°-130° = Cold  
130°-190° = Driving Range  
190°-235° = Danger

28-31	Made by Apco with black face, has 6-volt bulb installed and includes a 12-volt bulb, also includes sensor line to gauge and instructions, use with probe pipe for quick install .....	<b>A8272A<sup>A</sup></b>	<b>61.99</b> ea.
-------	---	---------------------------	------------------



## Temperature Probe Pipes

4" pipe with special nut welded in the center to fit the temperature probe, use with A8272 (listed above), requires cutting top hose in half.



28-31	Includes 2 clamps and the pipe .....	<b>A8272P<sup>A</sup></b>	<b>18.99</b> ea.
28-31	Stainless steel, which will not rust or corrode your system .....	<b>A8272PSS<sup>A</sup></b>	<b>22.99</b> ea.

## Thermostats

Will not cause leaks like the pronged type can, includes instructions.



28-31	160°, for better Model A cooling .....	<b>A8270<sup>A</sup></b>	<b>21.99</b> ea.
28-31	180°, will give slightly better performance than the thermostat listed above .....	<b>A8270/180*<sup>A</sup></b>	<b>24.99</b> ea.

*\*Please note: This will increase the water temperature 20°, for some cars this might cause overheating.*

*The thermostats above are welded to the end of a 1" long stainless steel thin wall pipe to keep the thermostat perpendicular to the inside of the upper radiator hose. This system is superior to the old 3-prong type that clamps to the water neck, because those prongs can cause a leak and the clamp might not hold the thermostat perpendicular in the hose. The thermostat will work its way up to the radiator neck. Most pros recommend installing the unit at the top of the hose, pointed end up.*

## Water Pipes

Connects the bottom neck of the radiator to the water inlet on the sides of the block. Petcock (drain plug) not included is listed below.



- |       |   |                              |                  |
|-------|---|------------------------------|------------------|
| 28-29 | Steel, powder coated black for durability.....  | <b>A8291AR<sup>Δ</sup></b>   | <b>13.99</b> ea. |
| 28-29 | Same as above, except mill finish stainless steel, easily painted, mandrel bent, which ensures the pipe is round throughout ..... | <b>A8291ARSS<sup>Δ</sup></b> | <b>19.99</b> ea. |
| 30-31 | Steel, powder coated black for durability.....  | <b>A8291<sup>Δ</sup></b>     | <b>11.99</b> ea. |
| 30-31 | Same as above, except mill finish stainless steel, easily painted, mandrel bent, which ensures the pipe is round throughout ..... | <b>A8291SS<sup>Δ</sup></b>   | <b>19.99</b> ea. |

## Petcocks (Drain Plugs)

For water pipes listed above.



- |       |  |                           |                  |
|-------|--|---------------------------|------------------|
| 28-32 | Original design, brass, an excellent reproduction for the purist ..... | <b>A8115U<sup>Δ</sup></b> | <b>13.99</b> ea. |
| 28-32 | Replacement type, brass, not for the show car .....                    | <b>A8115<sup>Δ</sup></b>  | <b>8.99</b> ea.  |

## Dual Gauge Holders

For mounting temperature and oil gauges under dash, chrome-plated.



- |        |                             |                           |                  |
|--------|-----------------------------|---------------------------|------------------|
| 28-M30 | For oval speedometer .....  | <b>A6603<sup>Δ</sup></b>  | <b>53.99</b> ea. |
| M30-31 | For round speedometer ..... | <b>A6603B<sup>Δ</sup></b> | <b>39.99</b> ea. |

## Temperature Gauge Straps

Powder coated black, these straps fit neatly beneath your instrument panel using your existing screws.



- |        |  |                            |                  |
|--------|--|----------------------------|------------------|
| 28-M30 | Steel, for oval-style speedometer .....  | <b>A8272OS<sup>Δ</sup></b> | <b>11.99</b> ea. |
| M30-31 | Steel, for round-style speedometer ..... | <b>A8272RS<sup>Δ</sup></b> | <b>12.99</b> ea. |

## Heater Hook-Up Kit


Makes installing a hot water heater in your Model A a breeze. Long pipe replaces your lower water pipe and has a nipple for the return hose with the fitting. Short pipe splices into your upper radiator hose and has a nipple for the temperature gauge (plug if not used) as well as the water pick-up connection. Pipes are powder coated black, upper pipe clamps included. Upper fitting has a special scooped inlet to force water into the heater.



- |       |       |                          |                  |
|-------|-------|--------------------------|------------------|
| 28-31 | ..... | <b>A8247<sup>Δ</sup></b> | <b>84.99</b> kit |
|-------|-------|--------------------------|------------------|

## Heater Assemblies

7" square, with black vinyl finish, includes wiring, instructions, fitting and hose. For a more detailed description, please see listing in our Accessories section.



- |       |               |                                |                   |
|-------|---------------|--------------------------------|-------------------|
| 28-31 | 6-volt .....  | <b>18-13018-6KT</b>            | <b>299.99</b> kit |
| 28-31 | 12-volt ..... | <b>18-13018-KT<sup>Δ</sup></b> | <b>304.99</b> kit |

## Radiator Hoses and Clamps

### Radiator Hose Sets

These hose sets are 30-31 length and can be cut down if needed to fit 28-29. Bottom hoses are all 2-3/4" long. Top hose is 6-1/4" long for 28-29 and 8-1/4" long for 30-31. Larger diameter hose goes on top.



- |       |                                      |                               |                  |
|-------|--------------------------------------|-------------------------------|------------------|
| 28-31 | All red, 3 pieces.....               | <b>B8260/86B<sup>Δ</sup></b>  | <b>19.99</b> set |
| 28-31 | Black with red stripe, 3 pieces..... | <b>A8261/86BR<sup>Δ</sup></b> | <b>17.99</b> set |

### Radiator Hose Clamp Sets

Set of 6, with 4 for the lower and 2 for the upper hoses.



- |       |   |                                |                  |
|-------|---|--------------------------------|------------------|
| 28-34 | Original band type.....   | <b>A8261/87<sup>Δ</sup></b>    | <b>7.99</b> set  |
| 28-34 | Show car quality, now available in exact detail down to the cadmium plating ..... | <b>A8261/87ORG<sup>Δ</sup></b> | <b>24.99</b> set |


### Individual Band Type Radiator Hose Clamps



- |       |  |                          |                 |
|-------|--|--------------------------|-----------------|
| 28-34 | Large diameter (2-3/8" ID diameter clamp to fit 2" ID upper hose) (2 required) .....     | <b>B8261<sup>Δ</sup></b> | <b>1.99</b> ea. |
| 28-34 | Small diameter (2-1/8" ID diameter clamp to fit 1-3/4" ID lower hose) (4 required) ..... | <b>B8287<sup>Δ</sup></b> | <b>3.99</b> ea. |







## Water Pump Specifications

Water Pump Shaft	5/8" diameter
Water Pump Shaft End Play	.006" to .010"
Radiator Hose	Upper: 2" diameter, 6-1/4" long (28-29) 8" long (30-31). Lower: (2 pieces) 1-3/4" diameter, 2-3/4" long.

## Water Pump Packing Nut Wrench



28-34 Do not overtighten your pack nut.....**A8501W<sup>Δ</sup>** **6.99** ea.

## Grease Fittings



28-34 Brass, special, cup-style with screw-on cap, used at the rear of the pump..... **A772096<sup>Δ</sup>** **3.99 ea.**

28-31	1/8" drive, straight, modern type, 2 used at the front of the pump .....	<b>A772090<sup>Δ</sup></b>	<b>0.95 ea.</b>
-------	---	----------------------------	-----------------

## Water Pumps, Housing and Grease

### Water Pumps

28-31	Complete stock design, brass packing nut, be certain to grease pump when installing and every 500 miles thereafter.....	<b>A8501</b> <sup>Δ</sup>	<b>96.99</b> ea.
-------	---	---------------------------	------------------

*The leakless-style pumps feature a sealed front ball bearing, double-lip seal at rear of bronze bushing, stainless shaft and no end play. This is the only real solution to water pump problems. All water pumps come with gasket and fan mounting hardware.*

*These pumps match Ford's original drawings but are made from modern materials to ensure they'll last. The front grease fitting is for show only; there is no need to ever grease the front bearing. You should lightly grease the rear bearing every 500 miles. The packing nut is left loose on purpose. Please do not tighten the nut; it is for emergency use only. For further information on this, please see the installation instructions that are included with the pump.*



28-29	Leakless-style, brass packing nut .....	<b>A8501AE<sup>Δ</sup></b>	<b>132.99</b>	ea.
30-31	Leakless-style, zinc packing nut (shown) .....	<b>A8501AL<sup>Δ</sup></b>	<b>132.99</b>	ea.

## Water Pump Housing



28-31 Great for the  
do-it-yourselfer... **A8501H<sup>Δ</sup>** **41.99** ea.

### Water Pump Grease



ALL	14 oz. cartridge, water-proof and temperature-resistant.....	<b>GREASE/WP<sup>Δ</sup></b>	<b>6.99</b> ea.
-----	--	------------------------------	-----------------

## Water Pump Impellers



- 28-31 Press on so base of impeller is 8-3/8" from end of shaft ..... **A8501M<sup>Δ</sup>** **12.99** ea.



- 28-31 Same as above, except with cut fins, use with reproduction radiator, ground down to slow coolant rate and minimize coolant pumping out the overflow pipe ..... **A8501MC<sup>Δ</sup>** **12.49** ea.

## Water Pump Mounting Stud, Nut and Lock Washer Set



- 28-31 Studs screw into the head, 12 pieces .... **A8501MBC<sup>Δ</sup>** **6.99** set  
**Stud only** (4 required)



- 28-31 From A8501MBC ..... **A8501MBS<sup>Δ</sup>** **2.99** ea.

## Water Pump Nut and Lock Washer Set



- 28-31 Cadmium-plated, 8 pieces ..... **A8501MBN<sup>Δ</sup>** **2.99** set

## Water Pump Mounting Bolt Set

Nut is machined onto stud and looks like the original. Allows you to slide pump off the head without removing or damaging your radiator and makes removing the water pump a breeze.



- 28-31 8 pieces ..... **A8501MBM<sup>Δ</sup>** **8.99** set

## Water Pump Covers

Helps keep the engine compartment clean of water or grease. Great accessory!



- 28-31 Leather, black ..... **A8501CB<sup>Δ</sup>** **8.99** ea.  
28-31 Leather, green ..... **A8501CG<sup>Δ</sup>** **8.99** ea.



- 28-31 Leather, tan ..... **A8501CT<sup>Δ</sup>** **8.99** ea.

## Water Pump Shafts Only



- 28-31 Stainless steel, .625" diameter ..... **A8501SS<sup>Δ</sup>** **18.49** ea.



- 28-31 1/4" longer at impeller end, helps take up end play, stainless steel ..... **A8501SSL<sup>Δ</sup>** **15.49** ea.

## Water Pump Shafts with Impeller Installed



- 28-31 Stainless steel shaft ..... **A8501SSI<sup>Δ</sup>** **29.99** ea.



- 28-31 1/4" longer (as A8501SSL), stainless steel shaft ..... **A8501SSIL<sup>Δ</sup>** **34.99** ea.

## Water Pump DVD

This helpful DVD is produced by Diablos A's, a Model A Ford Club of America Chapter. Among its members there are two MAFCA judges, who know the ins and outs of the Model A from a technical standpoint, not just a visual one. The club holds instructional seminars on a regular basis and videos them, so the information can be shared with others. While these DVDs are not professionally done, the information in them simply can't be beat. *Rebuilding a Water Pump*, learn the history of the water pump in early Fords, what the advantages are to the leakless pump and how to turn your existing pump into one with a leakless rebuild kit,



- 28-31 28 minute run time ..... **ADVD6<sup>Δ</sup>** **26.99** ea.


## MAC's MODEL A SMART-BUY!

Save big with MAC's **MODEL A SMART-BUY Kits!**

### Water Pump Rebuild Kit

Kit includes (1) each of: straight modern 1/8" pipe thread lube fitting (A772090), brass-cup-style grease fitting (A772096), impeller (A8501M), impeller washer (A8513), stainless steel shaft (A8501SS), nut-key-pin set (A8506S), gasket (A8507), solid zinc water pump pack nut (A8523Z), original-style water pump packing set (A8524), front bearing and race (A8530), front bearing disc/felt washer set (A8542S) and brass rear bushing (A8520).

- 28-31 21 pieces ..... **A8591MCSS<sup>Δ</sup>** **100.99** kit



## Water Pump Nut, Key and Pin Set



28-31 For mounting fan, 3 pieces..... **A8506S<sup>A</sup>** **2.99** set

## Water Pump Gasket



28-31 ..... **A8507<sup>A</sup>** **0.99** ea.

## Water Pump Shaft Thin Collar

Before installing the fan on the shaft, slide the Teflon washer followed by the steel collar up to the front of the water pump housing. Pull forward on the shaft and allow only .006" to .010" end play and then tighten the steel collar set screw. This will eliminate the shaft end play, which can disturb the packing, causing a leak. Collar will not be seen when the fan is installed.



28-34 ..... **A8511C<sup>A</sup>** **4.99** ea.

## Water Pump Impeller Washer-Slingers



28-31 Steel, teardrop..... **A8513<sup>A</sup>** **0.99** ea.  
28-31 Stainless steel, teardrop..... **A8513SS<sup>A</sup>** **2.99** ea.

## Water Pump Bushings



28-34 Rear, solid brass..... **A8520<sup>A</sup>** **9.99** ea.  
28-34 Rear, solid bronze, with 2 neoprene seals to stop any leakage, mounts on the rear of the pump and the pack nut screws onto this..... **A8520S<sup>A</sup>** **19.99** ea.

## Water Pump Pack Nuts



28-29 Solid brass, like original..... **A8523<sup>A</sup>** **0.95** ea.  
30-34 Solid zinc, like original..... **A8523Z<sup>A</sup>** **11.99** ea.

## Water Pump Modern Bushing and Pack Nut Sets

Pack nut and seal set, comes assembled with modern leakless components, requires an arbor press to fit. Includes instructions.



28-29 Brass..... **A8520/23BM<sup>A</sup>** **36.99** set  
30-34 Zinc..... **A8520/23ZM<sup>A</sup>** **41.99** set

## Water Pump Packing



28-34 Original-style, 2 ring set..... **A8524<sup>A</sup>** **8.99** set  
28-34 13" Teflon strip, cut to your needs..... **A8524T<sup>A</sup>** **3.99** ea.  
28-34 Solid graphite lead foil, creates less friction and will not mar the shaft..... **A8524S<sup>A</sup>** **7.99** pr.

## Water Pump Seal Kit

Stops leaks! No machining or alterations, the water pump must be off the vehicle to install this kit. Great item!



28-34 Neoprene, with instructions, 3 pieces..... **A8523L<sup>A</sup>** **7.99** kit

## Water Pump Front Bearing and Race Set

The shaft rides on this bearing in the nose of the pump.



28-34 Original-style..... **A8530<sup>A</sup>** **5.99** set

## Water Pump Front Bearing and Sleeve

Improved needle bearings for closer tolerance and less vibration.



28-34 Modern-style, with instructions..... **A8530M<sup>A</sup>** **14.49** ea.

## Water Pump Front Bearing Disc Felt and Washer Set



28-34 6 pieces..... **A8542S<sup>A</sup>** **3.49** set

### Water Pump Bearing Felt Washer (2 required)



28-34 Included in above set..... **B8542<sup>A</sup>** **1.99** ea.



It's fairly common knowledge that the original two-piece, stamped-steel, prop-style A radiator cooling fan developed hard-to-see stress cracks and caused ongoing overheating headaches as well as known safety concerns. A popular alternative currently offered by MAC's is our one-piece improved two-blade fan made of durable cast aluminum. With the appearance of the original coupled with added safety and longevity, you can see why this might be the wise choice for your restoration. If optimum cooling is your goal and your A is a "driver," look into our modern-style six-blade fan. In your continued quest for "coolness," do not overlook the condition of your fan belt and radiator as well.

## Fans

All of MAC's fans include the appropriate pulley!



- 28-34 Cast aluminum two blade fan, similar to original, balanced, black powder coated..... **A8600A<sup>Δ</sup>** **56.99** ea.



- 28-31 2-blade fan, replacement type ..... **A8600/2U<sup>Δ</sup>** **81.99** ea.



- 28-31 4-blade fan, replacement type, not original, but more efficient ..... **A8600/4U<sup>Δ</sup>** **59.99** ea.



- 28-31 6-blade, modern fan with steel hub, replacement type, black plastic\*..... **A8600M<sup>Δ</sup>** **101.99** ea.

\*This can not be used on a Model B, the pulley will hit the Model B pump casting. The only Model A fan that can be used on a Model B is our A8600A.

*The Model A was originally equipped with a stamped-steel 2-blade fan. When the entire cooling system is in good working order, this is normally adequate for keeping your Model A engine cool. Some people prefer to replace the original-style 2-Blade fan with a 4-Blade replacement fan or 6-Blade plastic type to pull more air thru the radiator. However, opinions vary and not every Model A expert agrees that this is necessary. The vibrations caused by the typical Model A engine can eventually lead to cracks in a steel fan blade. MAC's strongly recommends that steel fan blades be carefully inspected periodically, because if a cracked fan blade should happen to break off, it could result in a catastrophe. Model A expert Les Andrews recommends that the fan blades should be painted gloss black to aid in inspection.*

*Read more about this and pick up other valuable tips in his book: MODEL A FORD MECHANICS HANDBOOK, volumes 1 and 2, available from MAC's library in our Books and Manuals section.*

## Fan Belts

### Fan Blade and Belt Specifications

Fan Belt Width	5/8"
Fan Belt Length	42-7/8"
Fan Cooling Surface	374 square inches
Fan Speed	1-1/2 times engine RPM
Fan delivers about 855 cfm at 1,000 RPM, about 24 MPH	
4 Blade Fan	At 1,000 RPM, 62% increase in air flow, 82% increase in HP absorbed; at 2,000 RPM, 55% increase in air flow, 47% increase in HP absorbed.



DETAIL



- 28-34 43" "Ford" script ..... **A8620F** **14.99** ea.  
28-34 43" non-script, replacement type ..... **A8620RE<sup>Δ</sup>** **11.99** ea.



- 28-34 Same as above, except 44", we suggest you use this if you are using an alternator, it will offer more slack and make installation easier ..... **A8620REOS<sup>Δ</sup>** **12.99** ea.  
28-34 44" replacement type, premium higher-performance V-belt for any Model A running alternators and higher RPMs, non-script with a flexible and oil-resistant Kevlar core ..... **A8620MOD<sup>Δ</sup>** **19.99** ea.

## Belt Dressing

Adds to fan belt life, helps increase performance.



- ALL 5 oz. spray can\*..... **RSP10<sup>Δ</sup>** **7.99** ea.

## Fan Knock-Off Tool

Thread onto end of shaft, hold onto fan and hit tool several times, makes fan removal easy!



- 28-31 ..... **A8600KO<sup>Δ</sup>** **3.49** ea.

**\*HAZARDOUS MATERIAL**—can only be shipped by ground/surface within the U.S. because of government regulations.



truck freight—requires additional shipping charges



oversize/overweight—requires additional shipping charges



Prop 65 warning for California residents, see inside front cover for details

Model A



prices subject to change • check MacsAutoParts.com for the latest prices

## Gas Tank Specifications

Steel Thickness	.049" to .051" (terne-plated)
Capacity	28-29: 10 gallons 30-31: 11 gallons

## Gas Tank Cowl Welt

Paint to match lower body color, for 28-29 apply across back edge of tank and down sides of cowl; for 30-31 apply around back edge and sides.

28-31 1/8" x 10' long ..... **A9000<sup>A</sup>** **5.99** ea.



## Gas Tank Anti-Squeak Rolls

Woven treated fabric.

28-29 For Fordor Sedan, 12-1/2' roll ..... **A9299A<sup>A</sup>** **5.99** roll  
 28-29 9-3/4' roll ..... **A9299B<sup>A</sup>** **5.99** roll  
 30-31 9-3/4' roll ..... **A9299C<sup>A</sup>** **5.99** roll



## Bolt Sets

### Cowl to Gas Tank

28-29 Special tall headed bolts, includes lock washers and nuts, originally they were painted to match the lower body color ..... **A80046A<sup>A</sup>** **4.99** set  
 30-31 Black oxide, 20 pieces ..... **A80046<sup>A</sup>** **5.99** set



### Firewall to Gas Tank

28-29 Black oxide, 24 pieces, 8 hex head bolts, hex nuts and lock washers ..... **A80046E<sup>A</sup>** **6.99** set  
 30-31 Black oxide, 20 pieces, 10 pan head screws and star washers ..... **A80046L<sup>A</sup>** **3.99** set



## Gas Tank Filler Screen

Not threaded.

28-31 Tab-style, cadmium-plated, not threaded, acts as spark arrestor ..... **A9020<sup>A</sup>** **9.99** ea.



### Gas Tank Filler Screen Tool

Tool goes into filler screen and with a socket wrench and extension, you can easily lift out the screen.

28-31 For installation or removal of original, threaded-style, A9020 ..... **A9021<sup>A</sup>** **7.99** ea.



## Gas Tank Refurbishing Kit

If you can't find a gas tank for your antique or classic car, or don't want to spend the money on a new one, we offer a gas tank refurbishing kit that is right up your alley. The kit includes:

POR-701, POR-Patch, which is impervious to fuels and solvents once it is dry, making it perfect for repairing the outside of your gas tank. Use it to seal any cracks or pinholes and retard further rusting from the outside in.

RSP106, gas tank etch, will remove the light buildup of rust from inside your tank and leave a gray phosphate coating.

RSP22A, gas tank sealer, is used after you have etched your tank. It will seal the inside of your tank, permanently preventing future rust, leaks or corrosion from happening inside out with your tank.

RSP87, Alumi-Blast paint, acts as the final step in tank refurbishment. It will restore the fresh aluminum look to the outside of your tank.



ALL \* ..... **9002-REF<sup>A</sup>** **78.99** kit

## Gas Tank To Belt Rail Hardware

Used in early 1930, this kit fastens the back edge of the gas tank to the body. This kit uses 1/4" bolts instead of 5/16" like the later 1930 production. The kit contains 12 bolts, 12 nuts and 12 lock washers.

E30 36 Pieces ..... **28-95326** **5.99** kit



## Gas Tank Neck Extensions

Machined from billet aluminum. Offers a solid and secure fit. Makes filling up your Model A a breeze and allows you to fill the tank to a higher level without the pump automatically shutting off.

28-29 ..... **A9031A<sup>A</sup>** **34.99** ea.  
 30-31 ..... **A9031B<sup>A</sup>** **38.99** ea.



## Gas Tank Protector

Lays across top of cowl when pouring gas to protect paint.

28-31 Vinyl with soft lined underside ..... **A9030P<sup>A</sup>** **14.99** ea.



## Gas Caps and Gaskets

28-29 Chrome-plated, screw type, vented-style, quality reproduction ..... **A9030A<sup>A</sup>** **19.99** ea.  
 30-31 Stainless steel, twist type, vented-style, quality reproduction ..... **A9030B<sup>A</sup>** **19.99** ea.  
 30-31 Stainless steel, duplicate of the Eaton-style cap, with leather gasket, top quality ..... **A9030BTQ<sup>A</sup>** **24.99** ea.  
 28-29 Gasket, treated leather ..... **A9030G<sup>A</sup>** **2.49** ea.  
 30-31 Gasket, treated leather ..... **A9030H<sup>A</sup>** **3.99** ea.



## Gas Tank Fill Mirror

28-31 Magnets hold mirror against top of gas tank ..... **28-94944<sup>A</sup>** **32.99** ea.



## Speedometer Cable Grommet

Protects the cable that runs under the gas tank in the tunnel to the speedometer.

28-30 Elongated rubber grommet ..... **A9066R<sup>A</sup>** **4.99** ea.



## Gas Tank Clamps

Holds the bottom side of the tank in place.

28-29 With bolt, nut and washer (5 required) ..... **A9067A<sup>A</sup>** **3.99** ea.  
 30-31 With bolt, nut and washer (2 required) ..... **A9067B<sup>A</sup>** **3.99** ea.



\*HAZARDOUS MATERIAL—can only be shipped by ground/surface within the U.S. because of government regulations.

## Fuel Filter Bowl Nut and Washer

28-31 For original-style (A9155) ..... **A9155N<sup>Δ</sup>** **2.99** ea.

## Side Mount Filter Assembly

Mounts directly to the side of Zenith carburetor.

L31 Complete ..... **A9161<sup>Δ</sup>** **59.99** ea.

### Side Mount Filter Special Bolt

Holds the side mount filter assembly to the carburetor.

L31 ..... **A9161B<sup>Δ</sup>** **6.99** ea.

### Side Mount Filter Drain Valve and Spring

Screws into the bottom of the filter.

L31 ..... **A9161V<sup>Δ</sup>** **7.99** ea.

### Side Mount Filter Screen and Gasket

L31 Zenith-style, 3 pieces ..... **A9161SC<sup>Δ</sup>** **4.99** ea.

## Brass Drain Valve

Drain valve and forged handle for cast iron-style sediment bowl.

28-31 100% authentic ..... **A9177<sup>Δ</sup>** **11.99** ea.

### Lower Plug for Cast Iron-style Sediment Bowl

The drain valve A9177 (listed above) threads into this plug.

28-31 Threaded brass, 100% authentic ..... **A9175<sup>Δ</sup>** **0.99** ea.

## Fuel Shut-Off Valves (Original Style)

Shuts off gas going to the carburetor, top quality.

28-E31 All brass, located inside the car under the gas tank ..... **BB9189U<sup>Δ</sup>** **29.99** ea.  
 L31 All brass, located on the firewall ..... **A9189AU<sup>Δ</sup>** **36.99** ea.

## Fuel Shut-Off Valves (Modern Style)

Can be wired to operate from your pop-out ignition switch, the lighting circuit or a separate switch. Even if you use a disconnect switch it will shut off and reopen once power is restored. Because of the presence of Ethanol in our fuels, the manufacturer strongly recommends the installation of an inline fuel filter (T2911) between the tank and this valve. An additive blend such as our RSP101 when added to a higher Octane blend will ensure longevity of both this valve and your fuel system. Includes fittings, wire connectors, wiring diagram and instructions, GREAT SAFETY ITEM!

28-31 6-volt (shown) ..... **A9190V6<sup>Δ</sup>** **87.99** ea.  
 28-31 12-volt ..... **A9190V12<sup>Δ</sup>** **81.99** ea.

## Gas Tank Filter

Fits inside tank at shut-off (BB9189U), prevents picking up sediment and rust from the bottom of the tank.

28-31 ..... **A9189FS<sup>Δ</sup>** **7.99** ea.

## Shut-Off Valve Handles

28-M29 Cast-style used from 28 thru April 29 ..... **A9191A<sup>Δ</sup>** **14.99** ea.  
 M29-31 Stamped, May 29 thru early 31 ..... **A9191<sup>Δ</sup>** **13.99** ea.

### Shut-Off Valve Packing

Try changing the packing before replacing the whole valve.

28-31 ..... **A9193<sup>Δ</sup>** **4.99** ea.

### Shut-Off Valve Repair Kit

Packing, jam nut, lock washer and gas resistant lubricant. Instructions included, for rebuilding original-style shut off valves.

28-31 4 pieces ..... **A9193S<sup>Δ</sup>** **8.99** kit

### Fuel Shut-Off Valve Packing Nuts

The brass nut that holds the packing in place.

28-L29 ..... **A9195AR<sup>Δ</sup>** **14.99** ea.  
 L29-31 ..... **A9195B<sup>Δ</sup>** **3.49** ea.

## Fuel Shut-Off Rubber Grommet

L31 Firewall-mounted ..... **A9171<sup>Δ</sup>** **4.99** ea.

## Sediment Bulb Assembly and Parts

### Sediment Bulb Assembly

28-31 Glass bowl, replacement type, ready to install ..... **A9155A<sup>Δ</sup>** **32.99** ea.

### Sediment Bulb Rebuild Kit

Improves function of original cast iron-type sediment bulb, includes everything you need except casting.

28-31 ..... **A9155RK<sup>Δ</sup>** **5.99** kit

### Glass Bowl and Gaskets

28-31 Clear glass bowl for sediment bulb (A9155A) ..... **A9162<sup>Δ</sup>** **6.99** ea.  
 28-31 Cork gasket for glass sediment bulb (A9155A), replace if you remove the bowl ..... **A9173<sup>Δ</sup>** **0.99** ea.  
 28-31 Same as above, except Neoprene ..... **A9173N<sup>Δ</sup>** **1.99** ea.

### Brass Screen

Fits between the bowl gasket and bulb housing on A9155A glass sediment bulbs.

28-31 ..... **A9155BS<sup>Δ</sup>** **1.99** ea.

### Filter


Used with A9155A to improve efficiency. Fits inside the glass bowl. Every car should have one!

28-31 A modern corrugated fiber filter, retaining spring and neoprene bowl gasket ..... **A9156A<sup>Δ</sup>** **15.99** ea.



## Electric Fuel Pump Kit

For Weber carburetor only (listed in our Carburetor and Parts section). Negative ground, includes Carter brand pump, filter, gas lines, fittings, clamps and hoses, mounts with fender to frame bolt below the carburetor.



28-31 12-volt ..... **A9350/12V** **91.99** kit

## Fuel Pump Pressure Regulator

If you are using an electric fuel pump, you really need a good regulator. This regulator is recommended for low-pressure, steady flow applications.



ALL Holley, adjustable with 1-4 psi, 3/8" npt, chrome, includes mounting bracket..... **9500-REG A** **59.99** ea.

### Pumps Only



ALL 6-volt, 4-6.5 lbs. pressure (shown)..... **EFP-9350-6 A** **54.99** ea.

ALL Same as above, except 12-volt, 5-9 lbs. pressure..... **EFP-9350-12 A** **54.99** ea.



ALL 12-volt, 2-4 lbs. pressure, top quality Carter brand, with in-line filter, a great way to improve the driveability of your Model A ..... **EFP-9350-12C A** **75.99** ea.

### Replacement Filters



ALL Metal filter, 1/8" NPT threads, for EFP-9350-12 ..... **EFP-9350-FLT A** **10.99** ea.

ALL Metal filter, inline type, 5/16" inlet and outlet, includes 2 pieces of hose and 4 squeeze type clamps, for Hastings brand, for EFP-9350-12C..... **C2RZ-9155-H A** **9.99** ea.



## Gas Lines

Tank to Firewall



28-29 With fittings, inside car ..... **A9230AR A** **9.99** ea.  
30-31 With fittings, inside car ..... **A9230B A** **9.99** ea.

### Dash to Carburetor



28-E31 Steel, outside (shown) ..... **A9240B A** **8.99** ea.  
28-E31 Steel, outside, with original-type 9/16" brass fittings ..... **A9240BO A** **11.49** ea.  
L31 Steel, outside, from May 31 thru the end of production (shown)..... **A9240C A** **7.99** ea.  
L31 Same as above, except with original-type 9/16" brass fittings..... **A9240CO A** **15.49** ea.

## Gas Line Fitting Set and Sealer

Original 9/16" head, outside. Keep the ferrule 1/8" or less from end of tube.



28-31 Brass ..... **A9243B A** **7.99** set

### Gas Line Oversized Ferrules

28-31 Fit 1/4" fuel lines, use if the hex head of the fuel line bottoms out on the carb or sediment bowl before the original ferrule tightens up, gives added length to compensate..... **28-853712** **7.99** pr.



Put this high temperature thread sealant directly on threads to prevent leaks. Contains Teflon, making it resistant to E10 ethanol fuels, coolants and hydraulic fluids.



ALL 6 ml tube..... **RSP30 A** **5.99** ea.

## Inline Fuel Filter Kit



28-31 Plastic filter, 3" pieces of flexible fuel line and 4 clamps, replace regularly for peak performance..... **T2911 A** **17.99** kit

## Inline Fuel Filter and Element



ALL Inline fuel filter, universal-style, chrome with glass body, 5/16" hose nipples..... **UNIV-9155-516 A** **9.99** ea.



ALL Element set, includes (2) replacement filters and (4) rubber seals ..... **UNIV-9155-516FLTR A** **7.99** set

## Gas Gauge Assembly and Parts

### Complete Gas Gauge Assembly Kit

Kit includes gauge, dial, rod and neoprene float, inner and outer nuts and gaskets, as well as a special brass washer.



28-31 Complete gas gauge assembly kit ..... **A9312<sup>Δ</sup>** **6.49** kit

### Gas Gauge Rebuild Kit

Includes gasket set, brass gasket, lens, float and faceplate.



28-31 The float and gaskets are made of neoprene, which is gas and ethanol (E10) resistant ..... **A9320SM<sup>Δ</sup>** **9.99** kit

### Float



28-31 Neoprene, alcohol (ethanol) and gas resistant, this float will not sink ..... **A9312FLM<sup>Δ</sup>** **5.99** ea.

### Gaskets



28-31 Cork set, 3 pieces with brass gasket (shown) ..... **A9321/23C<sup>Δ</sup>** **2.49** set

28-31 Neoprene set, 3 pieces with paper gasket ..... **A9321/23N<sup>Δ</sup>** **3.99** set

28-31 Brass gasket, goes between gauge and outer nut ..... **A9331<sup>Δ</sup>** **2.49** ea.

## Lens

28-31 Glass ..... **A9323<sup>Δ</sup>** **42.99** ea.

### Face Plate

28-31 Like original ..... **A9325<sup>Δ</sup>** **2.49** ea.

### Nuts, Chrome-Plated



28-31 Inner, small ..... **A9326<sup>Δ</sup>** **3.99** ea.

28-31 Outer, large ..... **A9330<sup>Δ</sup>** **6.99** ea.

### Gas Gauge Tool Sets

To remove or install gauges, helps prevent damage to chrome nuts. A must have!



28-31 2 pieces, cast aluminum ..... **A9300<sup>Δ</sup>** **2.49** set

28-31 Steel, has slight bend and precise fit to make using easier, a better set to use for removing and installing gas gauge assemblies than our A9300 ..... **A9300STL<sup>Δ</sup>** **14.99** set

## Gas Additive

This lead substitute treats 20 gallons and reduces valve and seat wear.



ALL 12 oz. container ..... **LS+<sup>Δ</sup>** **7.99** ea.

## Gas Tank Fill Mirror

28-31 Magnets hold mirror against top of gas tank ..... **28-94944<sup>Δ</sup>** **32.99** ea.



## Gas Tank Etch

Use as a prep for your tank, before applying the tank sealer (RSP22A). Removes light buildup of rust from inside the tank and leaves a gray phosphate coating. 1 pint should handle up to a 30-gallon tank.

ALL 1 pint \* ..... **RSP106<sup>Δ</sup>** **12.99** ea.



## Gas Tank Sealer

Stop rust, leaks and corrosion permanently with this alcohol (ethanol) and fuel-resistant sealer. This compound outsells all other sealers on the market combined and will bond to all metal and fiberglass tanks.

ALL Sealer, 1 quart \* ..... **RSP22A<sup>Δ</sup>** **31.49** ea.



## Fuel Stabilizer

The ideal formulation to add to the gas tank when storing vehicles for extended periods. It not only prevents varnish and tank corrosion, it has a no-alcohol formula and will not attack rubber lines or diaphragms, as many other fuel stabilizers do. This is the best product on the market and our customers swear by it.

ALL One quart bottle, one ounce of this product will keep 3 gallons of fuel fresh for at least 3 years, ideal for preserving shelf life of Ethanol (E10) fuels \* ..... **RSP101<sup>Δ</sup>** **30.99** ea.



## Miracle Cleaner and Degreaser

Works on all metals, porcelain, tile and fiberglass. Clean windows without leaving streaks. Highly concentrated, non toxic, non flammable, biodegradable. Rinses off completely with water. Special spray bottle included.

ALL ..... **28-366341<sup>\*</sup>** **12.99** ea.



**\*HAZARDOUS MATERIAL**—can only be shipped by ground/surface within the U.S. because of government regulations.



truck freight—requires additional shipping charges



oversize/overweight—requires additional shipping charges



Prop 65 warning for California residents, see inside front cover for details

## Zenith Carburetor Specifications

Throat Size	1"
Float Level	5/8" below upper body machined surface Model B, 33/64" below upper body machined surface
Main Jet	.037" ID (#63 drill bit)
Cap Jet	.037" ID
Compensator Jet	.035" ID (#65 drill bit)
Idling Jet	.021" ID (#75 drill bit)

## Carburetors

Made in the USA.


28-31 "Zenith 1," exact copy, ready to install.....**A9510<sup>A</sup>** **507.99** ea.28-31 Air balanced "Zenith 1" carburetor, looks like original, but allows for better air flow when using an air filter (shown).....**A9510A** **609.99** ea.28-31 "Tillotson X" carburetor, die-cast zinc alloy, like the original after-market carb, ready to bolt-on and run, ideal for the driven car (shown).....**A9510X<sup>A</sup>** **497.99** ea.28-31 Air balanced "Tillotson X" carburetor, looks like the original, but allows for better air flow when using an air filter.....**28-72883<sup>A</sup>** **609.99** ea.

The original Zenith carburetors had round-shaped cast iron bodies, while Tillotson carburetors were made of an aluminum alloy, with more of a "boxy" shape. Usually, Zenith carburetors are found painted black, while Tillotsons are normally unpainted aluminum color.

## Carburetor Mounting Bolt Set

28-31 4 pieces.....**A9510MB<sup>A</sup>** **1.79** set

## Carburetor Books



The Model A Ford Carburetors, by Paul Moller, a history of types, changes, operation, testing and troubleshooting, for Zenith and Tillotson carburetors. Great blow up diagrams of a Model A carburetor and detailed rebuilding tips.

28-31 40 pages, fully illustrated.....**CB1<sup>A</sup>** **15.49** ea.


Tillotson Carburetors: Repairing and Restoring, covers the complete repair and rebuilding process of the Model X or Model XF pot metal Tillotson carbs, soft cover, spiral bound

28-31 35 pages.....**CB3<sup>A</sup>** **24.99** ea.

## Carburetor Rebuild Kits

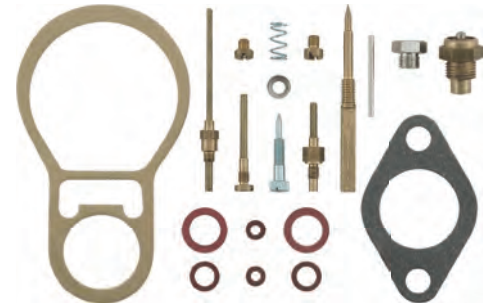
### Tillotson Carburetor Rebuild Kit

All parts and gaskets. Parts marked with @ on pages 117-119 are components of this kit.

28-31 15 pieces.....**A9590T@<sup>A</sup>** **44.99** kit

### Zenith Carburetor Rebuild Kit

All parts and gaskets. Parts marked with + on pages 117-119 are components of this kit.

28-31 20 pieces.....**A9595Z +<sup>A</sup>** **59.99** kit

**Please Note:** Parts from the Carburetor Rebuild Kits listed above are also sold separately on pages 103-105. The following symbols are used to identify which parts are included in which kits.

Tillotson Carburetor Rebuild Kit: @  
Zenith Carburetor Rebuild Kit: +

## Zenith Choke and Throttle Stop Pins

28-31.....**A9506P<sup>A</sup>** **0.95** pr.

## Zenith Bowl Bolt and Washer

28-31 Cadmium.....**A9512D<sup>A</sup>** **2.99** ea.

## Zenith Passage Plug Set

Plugs that must be drilled out to remove rust from internal passages while rebuilding.

28-31 4 pieces, brass.....**A9512P<sup>A</sup>** **4.99** set

## Adjusting Needle

28-31 Zenith, also Tillotson.....**A9525@ +<sup>A</sup>** **6.99** ea.



## Adjusting Needle Housing

28-31 Zenith, also Tillotson ..... **A9528<sup>Δ</sup>** 7.99 ea.

## Adjusting Needle Seat

28-31 Zenith ..... **A9532<sup>+</sup> Δ** 3.99 ea.

## Main Jets

28-31 Zenith ..... **A9534B<sup>+</sup> Δ** 6.99 ea.  
 28-31 Tillotson ..... **A9534T<sup>Δ</sup>** 22.99 ea.

## Cap Jet Assembly

28-31 Zenith ..... **A9538<sup>+</sup> Δ** 7.99 ea.

## Idling Jet Assembly

28-31 Zenith ..... **A9542<sup>+</sup> Δ** 173.99 ea.

## Carburetor Jet Tool

One end for 5/16" cap jet, one end for 9/32" idling jet. Copy of K. R. Wilson tool for Zenith carburetors. GREAT CARBURETOR TOOL!

28-31 ..... **A9543<sup>Δ</sup>** 8.99 ea.

## Secondary Well

28-31 Zenith ..... **A9545<sup>Δ</sup>** 7.99 ea.

## Choke Shafts

### Zenith

28-31 Standard, brass, no lever ..... **A9547<sup>Δ</sup>** 6.99 ea.

### Tillotson

28-31 Standard, brass, no lever ..... **A9547T<sup>Δ</sup>** 12.49 ea.

## Choke Shaft Nut

28-31 Zenith, with lock washer, special extra thick ..... **A9547N<sup>Δ</sup>** 2.49 ea.

## Carburetor Floats



28-31 Zenith, brass, round ..... **A9550** 27.99 ea.  
 28-31 Zenith, brass, round, hot water tested to ensure no leaks, top quality ..... **A9550ZTQ<sup>Δ</sup>** 34.99 ea.  
 28-31 Tillotson, brass, barrel ..... **A9550T<sup>Δ</sup>** 39.99 ea.

### Foat Pins

28-31 Zenith ..... **A9558<sup>+</sup> Δ** 2.49 ea.  
 28-31 Tillotson, brass ..... **A9558T<sup>@</sup> Δ** 0.99 ea.

## Choke Shaft Levers

28-29 Zenith, cast brass, also Tillotson ..... **A9548B** 15.99 ea.  
 28-31 Zenith, also Tillotson ..... **A9548<sup>Δ</sup>** 6.99 ea.

## Choke Shutter Plates

28-31 Zenith, cadmium-plated ..... **A9549<sup>Δ</sup>** 3.99 ea.  
 28-31 Tillotson, brass ..... **A9549T<sup>Δ</sup>** 5.99 ea.

## Choke and Throttle Plate Screw Sets

28-31 4 pieces, Zenith ..... **A9549/85MB<sup>Δ</sup>** 0.99 set  
 28-31 8 pieces, Tillotson ..... **A9549/85TMB<sup>Δ</sup>** 0.95 set

## Carburetor Float Hinge Bracket Set

28-31 Brass with rivets, Zenith ..... **A9554<sup>Δ</sup>** 5.99 set

## Float Valve and Seat Sets

### Zenith

28-31 Original ..... **A9564<sup>+</sup> Δ** 19.99 ea.  
 28-31 Viton seal in seat, improved design ..... **A9564VT<sup>Δ</sup>** 19.99 set

### Tillotson

28-31 Original ..... **A9565<sup>Δ</sup>** 14.99 set

### Groze Jet Style

28-31 Zenith, includes gasket ..... **A9550GJZ<sup>Δ</sup>** 14.99 set  
 28-31 Tillotson, includes gasket ..... **A9550GJT<sup>Δ</sup>** 25.99 set

## Float Valve Shim Sets

Use to adjust the fuel level in the bowl. Sets include (2) 0.015" thick and (2) 0.030" thick fiber shims.

28-31 Zenith ..... **A9564SH<sup>Δ</sup>** 1.99 set  
 28-31 Tillotson ..... **28-853718** 1.99 set

## Fuel Strainers

28-29 Zenith, brass ..... **A9559B<sup>Δ</sup>** 8.99 ea.  
 30-31 Zenith, cadmium-plated ..... **A9559<sup>Δ</sup>** 9.99 ea.

### Micro Filter Strainer

Best in-carb filter available, also fits 28-29.

30-31 Zenith carburetor, cadmium ..... **A9574B<sup>Δ</sup>** 11.99 ea.

**Please Note:** Parts from the Carburetor Rebuild Kits listed on page 103 are also sold separately on pages 103–105. The following symbols are used to identify which parts are included in which kits.

**Tillotson Carburetor Rebuild Kit: @**  
**Zenith Carburetor Rebuild Kit: +**

**Float Valve Fiber Gaskets** (as required)

You might need more than one gasket to adjust the level of gas in the carburetor.

28-31	Zenith.....	<b>A12194<sup>A</sup></b>	<b>0.99</b> ea.
28-31	Tillotson .....	<b>A9565G<sup>A</sup></b>	<b>0.15</b> ea.

**Adjustment Needle Driver**

28-31	Zenith, cadmium-plated, also Tillotson .....	<b>A9570<sup>A</sup></b>	<b>0.99</b> ea.
-------	--	--------------------------	-----------------

**Compensator Jet Tap Tool**

28-31	Zenith, for cleaning jet, threads 5 mm x .75 pitch tap .....	<b>A9574<sup>A</sup></b>	<b>12.99</b> ea.
-------	--	--------------------------	------------------

**Compensator Jet Cap**

28-31	Zenith.....	<b>A9575<sup>+</sup></b>	<b>6.99</b> ea.
-------	-------------	--------------------------	-----------------

**Idle Mixture Screws and Springs**

28-29	Zenith, brass.....	<b>A9577E<sup>A</sup></b>	<b>3.99</b> ea.
30-31	Zenith, cadmium.....	<b>A9577L<sup>+</sup></b>	<b>3.99</b> ea.

**Throttle Levers and Shafts**

28-31	Zenith, standard .....	<b>A9581<sup>A</sup></b>	<b>16.99</b> ea.
-------	------------------------	--------------------------	------------------

**Throttle Shafts Only**

For use with your brass throttle arm.

28-29	Zenith.....	<b>A9582A<sup>A</sup></b>	<b>7.99</b> ea.
-------	-------------	---------------------------	-----------------

For use with your steel throttle arm.

30-31	Zenith.....	<b>A9582B<sup>A</sup></b>	<b>6.99</b> ea.
-------	-------------	---------------------------	-----------------

**Throttle Shaft Knurled Bushings**

Bring the holes back to size, machine out to install, with instructions.

28-31	Zenith.....	<b>A9581BU<sup>A</sup></b>	<b>2.49</b> pr.
28-34	Tillotson .....	<b>A9581BUT<sup>A</sup></b>	<b>10.49</b> pr.

**Idle Stop Fine Threaded Screw**

Goes on throttle lever.

28-31	Zenith, cadmium-plated .....	<b>A9581S<sup>A</sup></b>	<b>0.35</b> ea.
-------	------------------------------	---------------------------	-----------------

**Throttle Shutter Plates**

28-31	Zenith.....	<b>A9585<sup>A</sup></b>	<b>7.99</b> ea.
28-31	Tillotson .....	<b>A9585T<sup>A</sup></b>	<b>3.99</b> ea.

**Carburetor External Hardware Kit**

4 choke and throttle screws, idle stop screw and bowl bolt.

28-31	Zenith, cadmium.....	<b>A9585MB<sup>A</sup></b>	<b>3.99</b> kit
-------	----------------------	----------------------------	-----------------

**Venturis**

If stuck, flush all gas then heat carefully with a torch to loosen.

E28	Zenith, double, used 28 thru June 28 .....	<b>A9586E<sup>A</sup></b>	<b>39.99</b> ea.
28-31	Zenith, single .....	<b>A9586<sup>A</sup></b>	<b>7.99</b> ea.

**Venturi Puller**

28-31 Used to remove the venturi from the lower casting of the carb, because the venturi is often stuck, this makes it easier to extract, the jets must be removed from the carb before using this tool, not for use on 28 carbs with dual venturis .....

	<b>A9586TL<sup>A</sup></b>	<b>24.99</b> ea.
--	----------------------------	------------------

**Lower Drain Plugs**

28-29	Zenith, also Tillotson, brass .....	<b>A9590<sup>A</sup></b>	<b>3.99</b> ea.
30-31	Zenith, also Tillotson, cadmium.....	<b>A9590A@<sup>+</sup></b>	<b>2.49</b> ea.

**Carburetor Gasket Sets**

28-31	6 pieces, Tillotson .....	<b>A9590ST@<sup>A</sup></b>	<b>2.49</b> set
28-31	8 pieces, Zenith .....	<b>A9596S<sup>+</sup></b>	<b>3.99</b> set

**Carburetor Fuel Gauge**

Helps set float to the proper height.

28-31	Zenith, with instructions .....	<b>A9599<sup>A</sup></b>	<b>2.49</b> ea.
-------	---------------------------------	--------------------------	-----------------

**Choke Rod Assemblies**

With sleeve, spring and chrome-plated choke knob.

28-29	26".....	<b>A9700B<sup>A</sup></b>	<b>8.49</b> ea.
30-31	28-1/4".....	<b>A9700C<sup>A</sup></b>	<b>11.99</b> ea.

**Choke Rod Sleeve**

28-31	Holds rod at carburetor end .....	<b>A9705<sup>A</sup></b>	<b>3.99</b> ea.
-------	-----------------------------------	--------------------------	-----------------

**Choke Rod Spring**

28-31	Authentic.....	<b>A9709A<sup>A</sup></b>	<b>1.99</b> ea.
-------	----------------	---------------------------	-----------------

**Choke Rod Grommets**

28-31	Lower, rubber, fits on firewall.....	<b>A11480A<sup>A</sup></b>	<b>1.99</b> ea.
28-31	Upper, rubber, fits inside car on dash.....	<b>A9717<sup>A</sup></b>	<b>2.49</b> ea.

**Choke Rod Grommet Set**

Same as original, includes upper grommet, leather and steel washers. The washers go on the engine side of the firewall.

28-31	.....	<b>A9715/17<sup>A</sup></b>	<b>3.99</b> set
-------	-------	-----------------------------	-----------------

## Air Maze/Cleaners



- 28-31 For Zenith carb, fine wire mesh filter ..... **A9600<sup>Δ</sup>** **29.99** ea.  
 28-31 Same as above, except for Tillotson carb ... **A9600T<sup>Δ</sup>** **33.99** ea.



- 28-31 For Zenith carb, modern paper filter..... **A9600P<sup>Δ</sup>** **36.99** ea.  
 28-31 Same as above, except for  
 Tillotson carb ..... **A9600PT<sup>Δ</sup>** **41.99** ea.



- 28-31 Hi-boy-style, clamps to carburetor throat, because of the metal elbow, the filter assembly is above the carb, reducing the risk of excess gas in the filter and chance of fire, the filter will stay cleaner longer and gives better air flow than a standard air maze, the modern-style filter element is also reusable when re-oiled..... **A9600HB<sup>Δ</sup>** **104.99** ea.  
 28-31 Same as above, except for right hand drive vehicles ..... **28-72884<sup>Δ</sup>** **106.99** ea.



## Air Maze Replacement Filters



- 28-31 Fine wire mesh-style..... **A9600MF<sup>Δ</sup>** **10.99** ea.  
 28-31 Paper-style..... **A9600PF<sup>Δ</sup>** **11.99** ea.  
 28-31 High volume-style..... **A9600PHVF<sup>Δ</sup>** **11.49** ea.

## MANIFOLD AND PARTS

*When installing a new intake or exhaust manifold, bolt the two manifolds together and check the surface with a straight edge. If the surface is not flat, have a machine shop mill them flat to prevent the manifolds from cracking.*

## Intake Manifold

Improved version. Has hole drilled for vacuum wiper. Comes with slotted pipe plug installed for those that don't have a vacuum wiper motor. Excellent quality item for every Model A. Paint Ford Engine Green.

**MAC's buy!**  
\$ save \$



- 28-31 ..... **A9425W<sup>Δ</sup>** **91.99** ea.

## Intake Manifold Connector



- 28-31 For vacuum line at intake manifold, brass ..... **A17540<sup>Δ</sup>** **2.99** ea.

## Vacuum Wiper Block-Off Plug

Use to plug hole in intake manifold when switching from a vacuum to electric wiper motor.



- 28-31 1/8" ..... **A6621<sup>Δ</sup>** **0.99** ea.

## Exhaust Manifolds and Gaskets

## Manifolds

- 28-31 Top quality reproduction of early (28-30) style, but will work on all 28-31, baked-on cast iron finish will withstand temperatures of up to 1800°, torque to 50 lb-ft..... **A9430UHT<sup>Δ</sup>** **193.99** ea.  
 28-31 A copy of the original Model A manifold, which has a ceramic coating baked on to it, ensuring the manifold won't rust, torque to 50 lb-ft..... **28-72885<sup>Δ</sup>** **178.99** ea.  
 28-31 Top quality reproduction of late (1931) style, but will work on all 28-31, torque to 50 lb-ft (shown) ..... **A9430U<sup>Δ</sup>** **92.99** ea.



## Gaskets

- 28-34 Flat asbestos-like type, 2 pieces..... **A9433<sup>Δ</sup>** **9.99** pair  
 28-34 Copper clad asbestos-like, original, 2 pieces ..... **A9433C<sup>Δ</sup>** **11.99** pair  
 28-34 Same as above, except with the "glands" built into them ..... **A9433CO<sup>Δ</sup>** **13.99** pair  
 L31 Copper clad asbestos-like, original, 2 pieces ..... **A9433CL<sup>Δ</sup>** **14.99** pair  
 L31 Same as above, except with the "glands" built into them ..... **A9433CLO<sup>Δ</sup>** **13.99** pair  
 28-34 Flat steel clad asbestos-like, all one piece ..... **A9433STL<sup>Δ</sup>** **6.99** ea.

## Gland Ring Set

Fits between the exhaust manifold and block to form a tight seal. Ford discontinued use of these for a brief period in early 1929. If the manifold or block has been resurfaced, the width of the gland rings will need to be reduced by the same amount.


- 28-34 Steel, 4 pieces ..... **B9440<sup>Δ</sup>** **4.99** set





## Intake and Exhaust Manifold Kit

Kit includes 1 each (unless otherwise noted): intake manifold, exhaust manifold, intake manifold to exhaust bolt set, block-off plug, 4 manifold to block studs, and 4 stud washers.



- 28-31 MAC's recommends replacing both the intake and exhaust manifold at the same time, this will ensure the manifolds line up evenly ..... **A9425/30<sup>A</sup>** **240.99** kit

MAC's buy!  
\$ save \$

## Intake Manifold to Carburetor Gaskets



- 28-34 Copper, use on original manifolds only ..... **B9447C<sup>A</sup>** **6.99** ea.  
28-34 Fiber, can be used on all manifolds ..... **B9447<sup>A</sup>** **0.25** ea.

## Manifold Hardware



- 28-34 Manifold-to-block stud set, 4 pieces, hardened ..... **B9431S<sup>A</sup>** **6.99** set  
28-34 Manifold-to-block stud, hardened (4 required) ..... **B9431<sup>A</sup>** **2.99** ea.  
28-34 Brass nut, torque to 50 lb-ft (4 required) ..... **B9430N<sup>A</sup>** **5.99** ea.  
28-34 Same as above except Cadmium ..... **B6064<sup>A</sup>** **0.99** ea.



- 28-34 Washer and nut set, Cadmium, cup side faces the manifold, 8 pieces ..... **B9430/43<sup>A</sup>** **11.99** set  
28-31 Thread repair kit, "Helicoil" style, repairs manifold stud threads in the engine block, 8 pieces ..... **A6065RK<sup>A</sup>** **34.99** kit  
28-34 Stud washer, extra heavy, cup shaped, cadmium-plated (4 required) ..... **B9443<sup>A</sup>** **3.99** ea.


## Intake Manifold to Exhaust Bolt Set



- 28-31 4 pieces ..... **A9425B<sup>A</sup>** **2.49** set

## Manifold Heater Kit

Original round manifold-style, with firewall valve to control flow of heat, bolts to manifold with no cutting or welding. Cannot be used with fluted manifold.



- 28-31 Aluminum, made in the USA ..... **A18478S<sup>A</sup>** **81.99** kit

## Manifold Heater Control Valve Only



- 28-31 Aluminum, with mounting bolts and brackets ..... **A18479S<sup>A</sup>** **12.99** ea.

## Manifold Heater Door Patch Panel

Has exact contour reinforced ribs, covers where heater hole is usually cut.

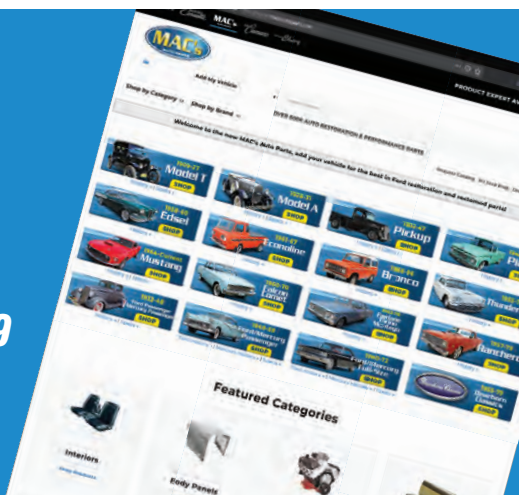


- 30-31 4-1/2" x 8", 30 thru May 31 ..... **A410001018P<sup>A</sup>** **19.99** ea.

**Looking for something but  
can't find it in this catalog?**

**Check MacsAutoParts.com  
where we list every single part we sell.**

**If you still can't find it, call (877) 815-5799  
and ask one of our parts professionals to  
see if we can get it for you.**



*The control rods are your only connection to throttle opening and spark advance and thus they allow you to control your engine. New rods not only look great under your hood, but they have new springs in the ball sockets to ensure a positive locking connection.*

## Spark and Throttle Control Rod Sets

**MAC's buy!**  
**Save \$**

- 28-31 3 pieces, top quality ..... **A9742ST<sup>Δ</sup>** **24.99** set
- 28-31 3 pieces (A9742, A9747 and A9757), economy version ..... **A9742S<sup>Δ</sup>** **14.99** set

## Control Rods

The ends for these cadmium rods below are all spring-loaded.

- 28-31 Throttle, 6" long ..... **A9742<sup>Δ</sup>** **13.99** ea.
- 28-31 Accelerator, 10-1/2" long ..... **A9747<sup>Δ</sup>** **5.99** ea.
- 28-31 Spark, 16-3/4" long ..... **A9757<sup>Δ</sup>** **9.99** ea.

## Carburetor Linkage Pivot

Use when running a non-stock carburetor. This pivot attaches to 1/8" rod, and the male stud end will fit up to 1/8" levers with a 3/16" hole.

- 28-31 Stainless steel, with allen head set screw ..... **28-853729** **13.99** ea.

## Spark Rod Adjustable Sleeve

This accessory has two set screws. Cut 1/4" from the spark rod. Install the spark rod sleeve with the two set screws. This unit then allows you to set the spark adjustment.

- 28-31 ..... **A9758<sup>Δ</sup>** **6.99** ea.

## Accelerator Cap

Screws onto accelerator assembly.

- 28-31 Cadmium ..... **A9725<sup>Δ</sup>** **5.99** ea.

## Fulton Accelerator Pedal Assembly

Screws to floorboard.

- 28-31 Instant gas pedal ..... **A9735F<sup>Δ</sup>** **29.99** ea.

## Accelerator Return Springs

- 28-E30 Straight cylindrical, pin included ..... **A9737AR<sup>Δ</sup>** **2.99** ea.
- M30-31 Tapered ..... **A9737<sup>Δ</sup>** **4.99** ea.

## Accelerator Foot Rest Assembly

- 28-34 Complete with base ..... **A9765A<sup>Δ</sup>** **7.99** ea.

## Accelerator Foot Rest Post Set

- 28-34 With locking nut ..... **A9765<sup>Δ</sup>** **10.99** set

## Foot Rest Base

- 28-34 Cast aluminum ..... **A9770<sup>Δ</sup>** **8.99** ea.

## Foot Rest Base Screw Set

- 28-34 3 pieces ..... **A9770MB<sup>Δ</sup>** **0.25** set

*Keep the floor board area of your Model A looking good with a new foot rest and rubber pads. Also, don't forget throttle return springs, for crisp pedal response!*

## Accelerator Foot Rest Cup

This non-original accessory fits our A9725 and A9765.

- 28-34 ..... **A11471C<sup>Δ</sup>** **1.99** ea.

## "Up-Start" Starter Kit

This quality zinc-plated kit mounts to the steering column and allows you to apply the starter button with a rod that runs up the steering column. You can still use your foot activated rod with this unit if you choose.

- 28-31 ..... **28-370779<sup>Δ</sup>** **119.99** kit

*We have so many parts,  
we can't fit them all in  
this catalog.*

*Check MacsAutoParts.com  
for our complete line.*



**Generator Specifications**

Type	Two pole
Voltage Regulation	Fixed control
Brushes	3 (1 adjustable)
Armature Bearings	29 through Mid '30: Ball front and rear After Mid '30: Ball front, bushing rear
Armature Speed	1-1/2 of engine speed
Armature Length	28 through April '30: 7-9/16"—uses 1-5/32" wide pulley after April '30: 7-21/32"—uses 7/8" wide pulley
Max. Normal Charging Rate	12-amps @ armature 1600 RPM (25mph)
Cutout Closes	Approximately 9 MPH
Cutout Opens	Approximately 8 MPH
Contact Gap	.015" to .020"
Core Gap	.010" (contacts closed)
Brush Spring Tension	25 to 40 ounces each
Field Coils	100 turns of #17 copper wire
Armature	14 coils with 6 turns of #17 copper wire
Commutator	28 copper segments
Field Current Draw	6.3-amps at 7-volts, generator (motoring draws 5.75-amps at 7-volts)
Maximum Current	18 to 22-amps at 6-volts
Motoring Freely	5-amps at 6-volts
Field Test	5.2-amps at 6-volts

**Rebuilt Generators**

7/8" tapered end



1/2" tapered end



- 28-30 Less pulley, long-nose-style, remove your pulley, 28-April 30 (1/4" thread, 7/8" tapered end) \*..... **A10000LN<sup>A</sup>** **199.99** ea.
- 30-31 Less pulley, short-nose-style, remove your pulley, April 30-through end (5/16" thread, 1/2" tapered end) (shown) \*..... **A10000SN<sup>A</sup>** **199.99** ea.

\* \$200 core fee applies, see Core Information on page 39 for details.

*If you find it's needed, it's a simple operation to increase or decrease the generator rate. Carefully remove the cover band and shift the third brush (driver's side). To increase, move the brush in the direction of rotation; to decrease, move it in the opposite direction. For night driving, it is recommended that you increase to 10-15-amps to compensate for headlight usage. Our rebuilt generators come pre-adjusted for headlight usage.*

**6-to-12-Volt Conversion Kit**

We have assembled all of the components you will need to convert your stock Model A from 6-volt to 12-volt in our A10000CNV kit. A 12-volt system has many advantages over the existing 6-volt system you currently have in your Model A. This kit includes a standard self-regulating alternator which will provide a steady output of 14.2-volts. Plus, since you will be switching your system from a positive to negative ground, you will be able to add any modern accessories you'd like to install in your Model A.

The only item not included is the 12-volt battery.

Please keep in mind that all light bulbs included in this kit are for a stock Model A. If you have converted any of your lights to sealed beams or halogen bulbs, you will need to see our Light Bulb Usage Chart.

Kit includes:	Part #	Pg.
1 Alternator .....	<b>A10000A12</b>	<b>106</b>
1 Starter Field Coil .....	<b>A11081</b>	<b>114</b>
1 Coil .....	<b>B6A-12029-B</b>	<b>124</b>
1 Ballast Resistor .....	<b>A12001</b>	<b>124</b>
1 Horn Resistor (Voltage Reducer) .....	<b>A13802R</b>	<b>143</b>
1 Ammeter .....	<b>A10850/30</b>	<b>111</b>
2 Headlight Bulbs .....	<b>B13007E</b>	<b>128</b>
6 Dome, Dash, Cowl and Taillight Bulbs .....	<b>V13465D</b>	<b>128</b>
2 Stop Light Bulbs .....	<b>V13465B</b>	<b>136</b>
1 Electric Wiper Resistor .....	<b>V12873</b>	<b>112</b>

28-31 6-to-12-volt conversion kit.....**A10000CNV<sup>A</sup>** **319.99** kit

**Model A Ford Mechanics Handbook—Volume 2**


This great book contains detailed instructions on installing the 6-to-12-volt conversion kit above. It also has other vital information to assist you on many other projects. See our Books and Manuals section for a full description of this book.

28-31 Model A Ford Mechanic's Handbook, Volume 2, 300 pages..... **AMH2<sup>A</sup>** **29.99** ea.

**The Official 12-Volt Conversion Guide**

A step-by-step guide to everything you need to know about upgrading a 6-volt system.

ALL By Randy Rundle, 28 pages ..... **28-360254<sup>A</sup>** **12.99** ea.





## Generator External Hardware Sets

Includes screws to hold the support bracket to the generator, the cut-out and bolt for the pulley and a screw and square nut for the band.

- 1929 Stainless steel, 16 pieces.....**A10011A<sup>Δ</sup>** 10.49 set  
 30-31 Stainless steel, 16 pieces.....**A10011B<sup>Δ</sup>** 7.49 set

### Generator Mounting Bolt

- 28-31 With washer and nut ..... **A10002<sup>Δ</sup>** 2.99 ea.

## Powerhouse Generator Bracket

- E28 Brace from Powerhouse generator to timing gear cover ..... **A10019<sup>Δ</sup>** 14.49 ea.

## Generator Brush Holder

- 29-31 Zinc-plated.....**A10051C<sup>Δ</sup>** 7.99 ea.

### Generator Brush Holder Hardware Set

- 29-31 23 pieces ..... **A10048<sup>Δ</sup>** 16.99 set

### Generator Brush Holder Stop Pin Insulator

- 29-31 Slides onto smaller stud on third plate brush plate..... **A10049<sup>Δ</sup>** 3.49 ea.

## Generator Brush Set

- 28-34 3 brushes, 2 thick, 1 thin, for moveable brush ..... **B10069CS<sup>Δ</sup>** 3.99 set

## Generator Brush Plate Assembly

- 29-34 3rd brush plate assembly .... **A10072<sup>Δ</sup>** 6.99 ea.

## Generator Armature

- 30-31 Short-nose-style, new (5/16" thread, 1/2" taper end)..... **28-91739<sup>Δ</sup>** 138.99 ea.

## Generator Main Brush Springs (2 required)

- 29-31 Right hand spring for third and ground brush..... **A10057<sup>Δ</sup>** 2.49 ea.  
 29-31 Left hand spring for main brush ..... **A10058<sup>Δ</sup>** 2.49 ea.

## Generator Brush Holder Stud Clip (3 required)

- 29-31 Keeps the brush holder on the pivot stud..... **A10076<sup>Δ</sup>** 2.49 ea.

## Generator Third Brush Retainer Springs

- 29-31 For generators with end plates that have the oil hole on side of bearing ..... **A10075A<sup>Δ</sup>** 4.99 ea.  
 29-31 For generators with end plates that have the oil hole in the middle of bearing ..... **A10075B<sup>Δ</sup>** 4.99 ea.

## Generator Brush-to-Ground Lead Wire

- 29-31 Attaches to the generator main brush ..... **A10108<sup>Δ</sup>** 3.49 ea.

## Generator Bearings and Bushing

- E28 Powerhouse generator bearing ..... **A10093AR<sup>Δ</sup>** 6.99 ea.  
 28-31 Small front bearing, sealed ..... **A7600<sup>Δ</sup>** 6.99 ea.  
 29-M30 Rear bearing, sealed, goes in the rear of the generator ..... **A10095AR<sup>Δ</sup>** 6.49 ea.  
 M30-31 Rear end plate bushing, .626" ID, .752" OD, .965" length, replaces A10095AR, April 30 through 31 ..... **B10128<sup>Δ</sup>** 2.49 ea.

## Generator Bearing Parts

### Generator Bearing Spacer

- 29-31 Fits to the front of bearing in generator ..... **A10097<sup>Δ</sup>** 4.99 ea.

### Generator Bearing Retaining Ring

- 29-31 ..... **A10099<sup>Δ</sup>** 2.49 ea.

### Generator Bearing Felt Retainer

- 29-31 ..... **A10113A<sup>Δ</sup>** 5.99 ea.

### Generator Bearing Washer

- 29-31 Corrugated washer.... **A10114<sup>Δ</sup>** 4.99 ea.

### Generator Bearing Felt

- 29-31 Goes between bearing washer and felt retainer..... **A10160<sup>Δ</sup>** 2.49 ea.

## Model A Alternators

Modern US made unit converted for use on the A, complete with pulley, no modifications. Increase output of lights and horn, internal regulator, high output pulley and includes mounting and tensioner brackets.



- 28-31 6-volt positive ground, 30-amp ..... **A10000A<sup>Δ</sup>** 203.99 ea.  
 28-31 6-volt positive ground only, 60-amp high output..... **A10000AHO<sup>Δ</sup>** 213.99 ea.  
 28-31 12-volt negative ground, 60-amp..... **A10000A12<sup>Δ</sup>** 213.99 ea.  
 28-31 6-volt positive ground, 40-amp, touring series (shown) .... **28-360614<sup>Δ</sup>** 233.99 ea.  
 28-31 12-volt positive ground, 60-amp, touring series ..... **28-360616<sup>Δ</sup>** 203.99 ea.

## Alternator Pivot Bolt and Nut

- 28-31 Used to mount alternator ..... **B10151ALT<sup>Δ</sup>** 2.49 ea.



## Alternator Bracket

- 28-31 "H" bracket, black powder coated, includes hardware, this is included with the alternators listed on this page, to mount your choice of alternator .....

**A1000BRKT<sup>A</sup>** 28.99 ea.



## Alternator Mounting Kit

- 28-31 11 pieces, allows you to mount your own alternator where the generator was, the tension bracket makes adjustments easy .....

**A10001MKT<sup>A</sup>** 39.99 kit



## Alternator and Generator Tension Brace Assembly

- 28-34 Holds alternator or generator tight against fan belt, with hardware .....

**A10152<sup>A</sup>** 6.99 ea.




## Generator DVD

This helpful DVD is produced by Diablos A's, a Model A Ford Club of America Chapter. Among its members there are two MAFCA judges, who know the ins and outs of the Model A from a technical standpoint, not just a visual one. The club holds instructional seminars on a regular basis and videos them, so the information can be shared with others. While these DVDs are not professionally done, the information in them simply can't be beat. Rebuilding The Model A Generator, this DVD will help any hobbyist with the rebuilding of their 6-volt generator.




- 28-31 62-minute run time .....

**28-91262<sup>A</sup>** 20.79 ea.



Powerhouse Generator

*The very earliest Model A Fords were equipped with "Powerhouse" generators (shown left), which had a pancake shape and a body covered with sheet metal. Soon Ford replaced them with the more familiar generator that is shown to the right and on the following pages. These generators, when working properly, are simple, durable and reliable. On the next several pages you will find everything you need to have your Model A generator working in tip-top condition.*



## Generator Bearing Retainer Plate

Rivets to the generator front plate (pulley end) to hold the bearing in place.

- 29-32 .....

**A10098<sup>A</sup>** 5.99 ea.



## Generator Bearing Retainer Hardware Set

- 29-31 6 pieces .....

**A10113<sup>A</sup>** 9.99 set



## Generator Front End Plate Bearing Retainer Rivet Set

The rivets might need to be cut a bit shorter.

- 29-30 8 pieces .....

**A10096<sup>A</sup>** 2.99 set



## Generator End-to-End Bolt, Washer and Nut (2 required)

The nut goes at the pulley end.

- 29-31 .....

**A10120<sup>A</sup>** 4.99 ea.



## Generator Rear End Plates

- E28 Powerhouse generator end plate, cadmium-plated .....

**A10129AR<sup>A</sup>** 34.99 ea.

- M28-29 Powerhouse generator end plate, plain steel, should be painted black .....

**A10129A<sup>A</sup>** 43.99 ea.



## Generator Rear End Plate Oilers

- 28-31 End plate oil cup with cap, cadmium .....

**B12135<sup>A</sup>** 0.99 ea.

- 29-31 End plate oil wick and spring .....

**A10145<sup>A</sup>** 3.49 pr.



## Generator Pulley

- 30-31 Cast iron, short-nose-style only, 1/2" taper at the end of armature .....

**A10130C<sup>A</sup>** 19.99 ea.



## Generator Pulley Adapter

- 28-31 Enables you to use a short nose pulley on a long nose-style generator .....

**A10144R<sup>A</sup>** 3.49 ea.




## Generator Pulley Bolt and Washer Sets

- 28-30 1/4" for 7/8" tapered end generator .....

**A10143A<sup>A</sup>** 4.99 set

- 30-31 5/16" for 1/2" tapered end generator .....

**A10143B<sup>A</sup>** 3.99 set



## Generator Band and Cooler Assembly

Has an air cup to cool brushes and armature. A very popular and correct era accessory, this assembly installs easily and prevents armature and brushes from overheating.

- 28-31 Black, with mounting hardware .....

**B10142B<sup>A</sup>** 17.99 ea.



## Generator Cover Band

- 28-31 Steel, with hardware .....

**A10142<sup>A</sup>** 5.99 ea.



## Generator Band Screw Set

- 28-31 Round head screw and square nut, 10/32" x 1-1/4" screw .....

**A10142MB<sup>A</sup>** 0.99 set



## Generator Pivot Bolt and Nut

28-31 To adjust tension..... **B10151<sup>A</sup>** 2.49 ea.

## Generator and Alternator Tension Brace Assembly

Holds generator or alternator tight against fan belt.

28-34 With hardware, accessory..... **A10152<sup>A</sup>** 6.99 ea.

## Powerhouse Generator Gaskets

28-M29 Brace gasket..... **A10154BR<sup>A</sup>** 0.95 ea.

28-M29 Arm gasket, goes between mounting arm and casting..... **A10155B<sup>A</sup>** 2.49 ea.

## Generator Field Coils

Improves weak generators.

28-31 6-volt..... **A10175<sup>A</sup>** 39.99 ea.

28-31 12-volt..... **A10175/12V<sup>A</sup>** 55.99 ea.

## Generator and Starter Field Coil Screw (2-4 required)

Penetrates the generator casing to hold the heavy steel plates in place.

29-31 Large head..... **A10176<sup>A</sup>** 1.99 ea.

## Generator Field Coil Insulator

29-31..... **A10193<sup>A</sup>** 2.49 ea.

## Generator Cut-Outs

Relay Version

**THOUSANDS SOLD**

28-34 Top quality, imported..... **A10505F<sup>A</sup>** 29.99 ea.

Negative ground and factory preset at 5-amps, which is optimum for modern highway speeds. Replaces the original relay version, identical appearance to original. For Model As that have been converted.

28-34 No modification needed, with "Ford" script, instructions included..... **T5055D<sup>A</sup>** 47.99 ea.

## Diode Kit

For converting old-style generator cut-out to solid state. Positive ground only.

28-34 Instructions included..... **A10155D10<sup>A</sup>** 4.99 kit

**Before you purchase a cut-out make certain your generator is not putting out more than approximately 6-volts. Much more and you'll burn out the points. If your cut-out isn't working properly, the ammeter will remain on the discharge position after the ignition switch is turned off. When you tap the cover of the cut-out, the points inside should release to allow the meter to return to zero. It is recommended that you replace the unit with a new diode version cut-out if you have such problems.**

## Generator Cut-Out Mounting Sets

4 pieces, includes screws and washers.

1928 Cadmium..... **A10505MBC<sup>A</sup>** 0.95 set

29-34 Black oxide..... **A10505MBB<sup>A</sup>** 2.49 set

## Generator Post-to-Cut-Out Terminal Connector

Attaches to the side of the cut-out and slips over the generator post.

28-34 Included on new cut-outs..... **A10550<sup>A</sup>** 0.99 ea.

## Cut-Out Terminal Fiber Insulator

Fit where the bolts go through the cap on original cut-outs. The thicker insulator has a special square-style recess to fit into the square hole in the cut-out.

28-34 2 pieces..... **A10563<sup>A</sup>** 6.49 pr.

## Cut-Out Terminal Bolt and Washer Sets

Attaches generator to battery wire.

28-30 Before June 1930, slotted screws, 4 pieces..... **A10564A<sup>A</sup>** 2.49 set

30-31 Hex-head bolts, 4 pieces..... **A10564B<sup>A</sup>** 3.49 set

## Cut-Out Cover Screw Set

28-31 4 pieces..... **A10565<sup>A</sup>** 2.99 set

## Generator Terminal Post Lead Wire

29-31 Through May 30, for 30-31 cut to length..... **A10100A<sup>A</sup>** 6.49 ea.

## Terminal Post Hardware Set

Uses a modern terminal bushing and washer with the original post.

29-31 9 pieces..... **A10104<sup>A</sup>** 25.99 set

## Terminal Nut Sets

Includes lock washer and 2 nuts, authentic.

28-30 Brass..... **A10107B<sup>A</sup>** 2.99 set

1931 Copper..... **A10107C<sup>A</sup>** 2.99 set

## Insulating Varnish

Won't char, crack or deteriorate. For armatures and field coil assemblies.

ALL 16 oz. spray can \*..... **RSP16<sup>A</sup>** 8.99 ea.

## Electric Motor Cleaner

Instant penetration without insulation damage. For armatures and field coil assemblies.

ALL 19 oz. spray can \*..... **RSP18<sup>A</sup>** 9.99 ea.



## Ammeters

"Ford" script was not originally used on Model As.



- 28-31 "30-30", brass construction, chrome rim, use with high output generator or alternator replacement type, with "Ford" script.....**A10850F/30<sup>A</sup>** **10.99** ea.



- 28-31 "30-30", brass construction, chrome rim, original-style, use with high-output generator or alternator replacement type.....**A10850/30<sup>A</sup>** **8.99** ea.

## Ammeter Nut

- 28-31 Insulated nuts used to connect wires to ammeter, plastic-coated metal .....**A10850N<sup>A</sup>** **3.99** pr.



## Battery Specifications

Terminal Grounded	Positive
Voltage	6-volt
Capacity	80-amp hours, starting capacity 98-amps
Number of Cells	3
Number of Plates	13 per cell
Charging Rate	10 to 12-amps

## Battery Support to Frame Mounting Set

Secures battery support to crossmember and frame.



- 28-31 9 pieces .....**A5151MT<sup>A</sup>** **2.49** set

## Battery Hold Down Clamps



- 1928 Cast iron, original-style, before August 28, holds the two corners of the battery to the box .....**A5163S<sup>A</sup>** **11.99** pr.



- 29-32 Stamped steel, from May 29-32 .....**B5163S<sup>A</sup>** **5.99** pr.

## Battery Hold Down Frame

Fits modern group 1 battery, more secure than A5163S or B5163S, correct for August 1928 through May 1929, but can be used on all 28-31.



- 28-29 Rectangular .....**A5166B<sup>A</sup>** **9.99** ea.

## Battery Support Assemblies



- 28-31 With replacement studs .....**A5151<sup>A</sup>** **19.99** ea.  
28-31 With authentic studs .....**A5151A<sup>A</sup>** **24.99** ea.

## Battery Support Assembly Bottom Plate

If your battery frame is still good but the bottom has rusted out, replace it with this plate, welds to the frame.



- 28-31 Made in the USA .....**A5151BP<sup>A</sup>** **6.99** ea.

## Studs Only



- 28-31 Authentic (2 required) .....**A5151B<sup>A</sup>** **2.49** ea.  
28-31 Replacement-style .....**A5151R<sup>A</sup>** **0.95** pr.

## Battery Access Plate

Allows you to remove only the portion of the floorboard above the battery for better access. You will need to cut your floorboard according to instructions included prior to installation.



- 28-31 Floorboard removal plate, battery access, hardware included .....**28-94942<sup>A</sup>** **19.99** kit





## High Output Power Inverter

Positive ground, converts 6-, 8- or 12-volt positive ground systems to 12-volt negative, 1-3/4" cube, with instructions, great for a radar detector, radio or CD and cassette players.



ALL 2.1 to 2.5-amps ..... **A10700AH<sup>Δ</sup>** **59.99** ea.

## Power Booster

Negative ground, boosts 6- or 8-volt negative ground systems to 12-volt negative. 1-3/4" cube, with instructions, great for a radar detector, radio or CD and cassette players.




ALL Output is 3.7-amps to 5-amps ..... **A10700BH<sup>Δ</sup>** **59.99** ea.

**IMPORTANT!**  
Stock Model A Fords have a  
**POSITIVE GROUND SYSTEM!!**

## Voltage Reducers (as required)

Voltage reducers are the perfect answer when you want to keep the original gauges or sending units in your ride. They enable you to use original 6-volt gauges or sending units, while the rest of your vehicle is still 12-volt.



28-34 Reduces 12-volts to 6-volts, wires to ignition switch with 3 color-coded leads, allowing you to keep your dash and gauges looking original, clearly-illustrated diagram included..... **V12871<sup>Δ</sup>** **34.99** ea.

28-34 Reduces 12-volts to 6-volts, designed for gauges, 1-amp maximum, comes with detailed instructions, 1 per gauge, actually mounts onto the gauge itself, allowing you to run several in a row..... **V12872<sup>Δ</sup>** **16.99** ea.

28-34 Reduces 12-volts to 6-volts, ceramic, designed for low amperage loads, 4-amp maximum and 2-amp



minimum load ..... **V12873<sup>Δ</sup>** **15.99** ea.

28-34 Reduces 12-volts to 6-volts, 6-amp, used for higher amperage loads ..... **V12874<sup>Δ</sup>** **34.99** ea.

## Battery Disconnect Switches

Good safety item that disconnects electrical current, eliminating theft, battery drain and fires.



ALL Attach to the battery post and when you leave the car, unscrew the knob, 6- or 12-volt ..... **A14300C<sup>Δ</sup>** **13.99** ea.

ALL Installs in frame or floorboards, heavy-duty, 6- or 12-volt ..... **A14300D<sup>Δ</sup>** **24.99** ea.



## Battery Disconnect Switch Cable

For A14300D and A14300DB.  
This 16" long cable connects the disconnect switch to the starter switch.



ALL ..... **A14300SC<sup>Δ</sup>** **12.99** ea.

## Battery Disconnect Mounting Bracket

Mounts on bottom starter bolt and clears steering column and frame.



ALL For A14300D..... **A14300DB<sup>Δ</sup>** **8.99** ea.

## Battery Protectors

ALL Seals terminals and prevents corrosion, cuts current loss, 5 oz. spray can \* ..... **RSP15<sup>Δ</sup>** **6.99** ea.

ALL Permatex dielectric tune-up grease, protects electrical connections and wiring from corrosion, use on electrical connections, spark plug boots, light bulbs and battery terminals, .33 oz. .... **RSP104<sup>Δ</sup>** **6.99** ea.



## Battery Corrosion Arrestor

Prevents corrosion and helps improve battery efficiency.



ALL Pair ..... **C1AZ-10A717-B<sup>Δ</sup>** **3.99** pr.

## Battery Mat

Absorbs and neutralizes battery acid and vapors, great protective accessory.



ALL 8" x 12", trim to fit ..... **BATMAT<sup>Δ</sup>** **6.49** ea.

## Deltran Battery Tenders

Deltran Battery Tenders offer safe, reliable, trouble-free battery care. High-efficiency chargers that are more than a trickle charger, they have a brain. They perform a complete 4-step charge that automatically switches to float/maintenance voltage after fully charging your battery. These chargers will keep your battery fully charged and ready to go when you are. Each charger includes a quick connect ring terminal harness for hard to reach areas and alligator clips for an alternate connection.

- Developed to maintain batteries not in constant use or in storage
- Fully automatic
- Input: 120 VAC, 60 Hz
- Perfect for all lead-acid, flooded or sealed maintenance free batteries
- Solid state two-color LED indicates stage of charger
- Spark proof
- Reverse polarity protected

### Junior: 6-Volt @ 1.25 Amps



ALL ... **28-876902<sup>Δ</sup>** **34.99** ea.

### Charger - 12 Volt @ 1.25 Amps



ALL ... **28-253877<sup>Δ</sup>** **64.99** ea.

Note: not sold in California or Oregon

**\*HAZARDOUS MATERIAL**—can only be shipped by ground/surface within the U.S. because of government regulations.



truck freight—requires additional shipping charges



oversize/overweight—requires additional shipping charges



Prop 65 warning for California residents, see inside front cover for details

## Rebuilt Starter

Now your tired starter can work like new again with this MAC's rebuild service. It will be fully disassembled, cleaned, inspected, then the wear-items will be replaced and returned to you. Please allow from 2-3 weeks once you have supplied your re-buildable core for service.

**Note:** You will need to remove and retain your Bendix starter drive prior to shipment.



28-31 See MacsAutoParts.com for more details. .. **A11002<sup>A</sup>** **213.99** ea.

## Starter Mounting Bolt and Washer Set

28-31 3 bolts and 3 washers, special bolt ..... **A11002MB<sup>A</sup>** **3.99** set

## Starter Motor Rebuilding Kit

For starters with 5/8" shaft bushings, the kit includes everything you need, except field coils and the armature itself. Not for ball bearing starters.



29-31 60 pieces ..... **A11025S<sup>A</sup>** **104.99** kit

**Please Note:** Parts from the starter motor rebuild kit A11025S are also sold separately. These parts are identified by a <sup>A</sup>.


## Starter DVD

This helpful DVD is produced by Diablos A's, a Model A Ford Club of America Chapter. Among its members there are two MAFCAs judges, who know the ins and outs of the Model A from a technical standpoint, not just a visual one. The club holds instructional seminars on a regular basis and videos them, so the information can be shared with others. While these DVDs are not professionally done, the information in them simply can't be beat. *Rebuilding Model A Starters*, this 4-part DVD gives you a history of the Model A starter and shows you how to disassemble and clean your starter, reassemble your starter in the original 6-volt configuration, or convert your starter for 12-volt operation,



28-31 75 minute run time ..... **ADVD16<sup>A</sup>** **25.99** ea.

## Starter Armature



L28-31 5/8" shaft ..... **A11005<sup>A</sup>** **138.99** ea.

## Starter Armature Fiber Thrust Washer

28-31 Commutator end, contact button sits on this washer! ..... **A11006<sup>A</sup>** **2.49** ea.



## Starter Drive End Bushing

28-31 .753" OD ..... **A11052B<sup>A</sup>** **3.49** ea.



## Starter Brush Set



28-31 Set of 4 brushes ..... **B11054S<sup>A</sup>** **7.99** set

### Starter Brush Spring (4 required)

Keeps the brush in contact with the armature.

28-31 ..... **A11059<sup>A</sup>** **0.99** ea.

### Starter Brush Holder (4 required)

Holds brush and spring in place.

28-31 ..... **A11061C<sup>A</sup>** **3.49** ea.

### Starter Brush Holder Insulator

Use under the 2 insulated brushes.

28-31 ..... **A11062C<sup>A</sup>** **3.49** pr.

### Starter Brush Holder Mounting Set

8 rivets and 8 washers.

28-31 ..... **A11063<sup>A</sup>** **4.99** set

## Starter Field Coils

100% copper wire and fabric wrapped.



28-31 6-volt ..... **A11080<sup>A</sup>** **42.99** ea.

28-31 12-volt ..... **A11081<sup>A</sup>** **39.99** ea.

### Starter Field Coil Fiber Insulator

28-31 Between case and coil

to prevent shorts ..... **A11087B<sup>A</sup>** **2.99** ea.

## Starter Terminal Stud Kit

Universal kit that allows you to run a modern solenoid. There is a threaded stud (3/8" x 1-3/8") instead of the traditional flat contact button, which makes it easier to attach the battery cable.



28-31 11 pieces ..... **T5111<sup>A</sup>** **7.99** kit

## Starter Contact Button Terminal and Insulator Set

Will not work on early 28 starters.



M28-31 5 pieces ..... **A11012C<sup>A</sup>** **15.99** set

## Starter Field Coil Screw (4 required)

Large head screw goes through the starter casing to hold the steel plates that hold the starter field coils in place.

28-31 ..... **A10176<sup>A</sup>** **1.99** ea.



## Starter Cover Band

Covers the slots for adjusting the brushes.

28-31 Includes screw and nut, reproduction ..... **A11125<sup>A</sup>** **5.99** ea.



## Starter Shim Gasket

28-31 .012" thick, adjust Bendix mesh, paper ..... **A11130SH<sup>A</sup>** **1.99** ea.



## Starter End Plate Bushings

End that bolts to flywheel.

E28 .627" ID, .688" OD, 1.155" long ..... **A11135A<sup>A</sup>** **3.49** ea.

28-31 .627" ID, .753" OD, 1.155" long ..... **A11135B<sup>A</sup>** **10.99** ea.



## Starter Shaft Key

28-31 ..... **A11384<sup>A</sup>** **0.99** ea.





## Bendix Starter Drives

Replacement Bendix type, includes springs, bolts and washers. NO EXCHANGE REQUIRED. This unit is slightly different than the original; however, testing has shown this design works as well as the original, if not better. NOTE: Not for Early 28 with 1/2" shaft.



28-34 Top quality, foreign made.....**B11350N<sup>A</sup>** **24.99** ea.




28-34 Same as above, except made in the USA ..... **B11350NUS<sup>A</sup>** **42.99** ea.



28-34 Modern design, complete starter drive with spring, self-contained, ensuring screws and washers can't fall into your flywheel housing ..... **B11350M<sup>A</sup>** **38.99** ea.

### Bendix Starter Drive Barrel Compressor

This tool slides over the starter shaft, allowing you to fully compress the Bendix drive for easier installation or removal. Instructions are included.



28-34 For use with B11350M ..... **A11350TOOL<sup>A</sup>** **25.99** ea.

## Bendix Spring



28-34 3/8" ..... **A11375<sup>A</sup>** **7.99** ea.

### Bendix Spring Screw Lock Washers (2 required)



E28 5/16" ..... **T5025<sup>A</sup>** **0.99** ea.  
28-34 3/8" ..... **A11379C<sup>A</sup>** **2.99** ea.



## Bendix Spring Screws



E28 Drive head end, 5/16" ..... **T5024<sup>A</sup>** **1.49** ea.  
E28 Gear end, 5/16" ..... **T5023<sup>A</sup>** **1.99** ea.



### Bendix Spring Clip

Made to original Ford specs, these clips are used to stabilize A11375 and keep the screws from breaking. They are designed to be used with 5/16" screws, but can be drilled out to accept the larger 3/8" screws.



28-34 Heat-treated ..... **A11383<sup>A</sup>** **6.99** pr.

## Starter Switch to Starter Fiber Gasket

Will work on all years, but correct for 28-E30.



28-E30 ..... **A11450G<sup>A</sup>** **1.99** ea.

## Starter Switch Mounting Sets

Original type, 4 screws and 4 washers.



28-29 Cadmium-plated ..... **A11450MBA<sup>A</sup>** **1.99** set  
30-31 Raven finish ..... **A11450MBB<sup>A</sup>** **0.99** set



## Starter Switch Fuse Assembly Kit

Easy mounting kit. Provides 20-amp protection. Mounts to the starter switch using the same holes. Instructions included. Don't forget extra fuses!



28-31 Safety accessory ..... **A11450SF<sup>A</sup>** **9.99** kit

### Starter Switch Safety Fuse Assembly Mounting Set



28-31 2 screws and 2 washers ..... **A11450SFMB<sup>A</sup>** **2.49** set

### Fuse Pack



28-31 For A11450SF, 20-amp, pack of 5 fuses ..... **A11450SFX<sup>A</sup>** **2.99** pkg

## Starter Switch Terminal Nuts

L30-E31 5/8" nut, brass as original (2 required) ..... **A11451<sup>A</sup>** **0.99** ea.



28-E30 Copper as original ..... **A11451NB<sup>A</sup>** **3.49** set  
L31 Steel as original ..... **A11451NS<sup>A</sup>** **5.49** set

**Starter Switch**

- 28-31 Cadmium-plated with copper terminal nut..... **A11450<sup>A</sup>** **35.99** ea.

**Starter Rod**

- 28-31 Cadmium-plated, screws into the starter switch ..... **A11470<sup>A</sup>** **3.99** ea.

**Rubber Cover Pads**

- 28-31 Accelerator pedal, accessory, not used originally..... **A11471C<sup>A</sup>** **1.99** ea.  
28-31 Starter rod cover pad..... **A11471P<sup>A</sup>** **4.99** ea.

**Starter Rod Rubber Grommets**

- 28-30 3 hole type, mount to firewall..... **A11480<sup>A</sup>** **3.99** ea.  
1930 June 30–Nov. 30, used without a cover..... **A11480C<sup>A</sup>** **2.49** ea.  
30-31 Round..... **A11480A<sup>A</sup>** **1.99** ea.

**Starter Rod Grommet Covers**

- 28-30 For 3 hole grommet, steel, cadmium-plated **A11481<sup>A</sup>** **3.99** ea.



- 30-31 For round grommet, steel, zinc-plated ..... **A11481A<sup>A</sup>** **3.99** ea.

**Starter Rod Cover Mounting Hardware Sets**

- 28-30 Mounts A11481, 2 screws and 2 washers..... **A11481MB<sup>A</sup>** **1.99** set  
30-31 Mounts A11481A, 3 tubular rivets, September 30–31, paint the same color as the firewall ..... **A11481BMB<sup>A</sup>** **2.49** set

**“Up-Start” Starter Kits**

This quality zinc-plated kit mounts to the steering column and allows you to apply the starter button with a rod that runs up the steering column. You can still use your foot activated rod with this unit if you choose.



- 28-31 ..... **28-370779** **119.99** kit

**INSTRUMENT PANEL****Instrument Panels and Screw Sets****Instrument Panels**

- 28-30 Polished nickel as original, for oval speedometer..... **A11805ARN** **36.99** ea.  
28-30 Chrome, for oval speedometer..... **A11805AR<sup>A</sup>** **43.99** ea.



- 30-31 Chrome, for round speedometer..... **A11805BR<sup>A</sup>** **39.99** ea.

**Instrument Panel Mounting Screw Sets**

- 28-30 Chrome, oval, 4 pieces..... **A80014CO<sup>A</sup>** **3.99** set  
28-30 Stainless steel, oval, 4 pieces..... **A80014SS<sup>A</sup>** **2.49** set  
30-31 Chrome, round, 4 pieces..... **A80014CR<sup>A</sup>** **2.49** set  
30-31 Stainless steel, round, 4 pieces..... **A80014SR<sup>A</sup>** **3.99** set

**Dash Rail Pad Set**

Goes between dash rail and body.

- 28-31 6 pieces, rubber..... **A11900P<sup>A</sup>** **3.99** set

**Dash Rail Bolt Sets**

- 28-31 12 pieces, chrome..... **A80021C<sup>A</sup>** **3.99** set  
28-31 12 pieces, stainless steel..... **A80021S<sup>A</sup>** **2.49** set

**Belt Rail Side Thin Screw and Lock Washer Set**

Used to attach the lower corner of dash rail to the door post.


- 28-31 2 screws and 2 washers..... **A11952<sup>A</sup>** **2.49** set


**Speedometer Mounting Set**


- 28-31 2 screws, 2 washers and 2 square nuts..... **A11806SP<sup>A</sup>** **0.99** set



## Replacement-style Ignition Switches

- 
- 28-31 Head only, with keys ..... **A11575SW<sup>A</sup>** **13.99** ea.  
 28-31 Replacement switch with original armored-style cable from under tank to distributor, gives original look to engine compartment, switch fits into instrument panel ..... **A11575ER<sup>A</sup>** **28.99** ea.

- 
- 28-31 Head only, modern-style, looks and mounts like original, with keys ..... **A11575EM<sup>A</sup>** **66.99** ea.

- 
- 28-31 Same as above, except with cable ..... **A11575ERM<sup>A</sup>** **90.99** ea.

- 
- 28-31 Modern-style, looks and mounts like original, with keys, has accessory terminal ..... **A11575EMA<sup>A</sup>** **71.99** ea.

### Pop-Out Switch to Instrument Panel Screw Set

- 
- 28-31 6 pieces ..... **A11579<sup>A</sup>** **0.99** set

## Modern-style Ignition Switch

PLEASE NOTE: The total depth of this switch is 2-3/4" from the mounting bezel to the back side of rear starter terminal stud. There will be clearance issues on Model A's with a stock cowl gas tanks. You will need to fabricate an under-dash bracket for the switch.

- 
- 28-31 Universal ignition switch, 4-stud terminal, accessory, off, ignition and start positions, 3/4" mounting diameter, includes 2 keys, for use with starter solenoids ..... **SR14003<sup>A</sup>** **17.99** ea.

## Ignition Switch On-Off Plate

One side "ON/OFF," used to November 28. The other side is all black, used December 28 through the end of production.


- 
- 28-31 ..... **A11556<sup>A</sup>** **2.49** ea.

## Ignition Switch On-Off Plate Rings

- 
- 28-31 Chrome ..... **A11557<sup>A</sup>** **3.99** ea.  
 28-31 Stainless steel ..... **A11557SS<sup>A</sup>** **5.99** ea.


## Data Plates

For switch cable. Rivet to the cable.

- 
- E28 Electrolock, pre-curved, for the early 1928 pop-out cable, which was often called the "banana" pop-out, includes rivets ..... **A11558<sup>A</sup>** **8.99** ea.


- 
- 28-31 Electrolock, round ..... **A11557EL<sup>A</sup>** **0.95** ea.  
 28-31 Briggs and Stratton, barrel-shaped ..... **A11557BG<sup>A</sup>** **2.49** ea.

## Pop-Out Cable Clamps and Armored Cable

- 
- M28-M29 Cast iron, 9/16" thick, use with A6069 head stud, mid-28 to mid-29 ..... **A11575CLA<sup>A</sup>** **12.49** ea.  
 29-31 On head, cadmium-plated, use with A6070 head stud, from March 29 ..... **A11575C<sup>A</sup>** **5.99** ea.  
 28-31 Armored cable only ..... **A11575W<sup>A</sup>** **19.99** ea.

## Pop-Out Cable Repair Kits

Large flexible cable, for original type pop out switches.

- 
- 28-29 With clamp and grommet ..... **A11575RK1<sup>A</sup>** **41.99** kit  
 1930 With clamp and grommet ..... **A11575RK2<sup>A</sup>** **38.99** kit  
 30-31 Flexible cable only ..... **A11575RK3<sup>A</sup>** **18.99** kit  
 28-31 Wire, spring, brass plunger contact and Delrin bushing ..... **A11575RK4<sup>A</sup>** **8.99** kit



**Pop-Out Head Cap**

28-31 Covers back of switch ..... **A11570<sup>A</sup>** **6.99** ea.

**Pop-Out Key Hole Bezels**

Holds lock cylinder.



28-29 Nickel ..... **A11562A<sup>A</sup>** **5.99** ea.



30-31 Nickel ..... **A11562B<sup>A</sup>** **3.99** ea.

**Pop-Out Key Hole Caps**

Front of lock cylinder.



28-29 Nickel ..... **A11571A<sup>A</sup>** **6.99** ea.



30-31 Nickel ..... **A11571B<sup>A</sup>** **7.99** ea.

**Ignition Switch Jumper Cable**

Can bypass some starter problems. Great for emergencies. Must unhook to stop engine, key will not shut it off.



28-31 ..... **A11575EJ<sup>A</sup>** **25.99** ea.

**Terminal Box Rubber Grommet**

28-31 For switch cable ..... **A11580<sup>A</sup>** **2.49** ea.

**Ignition and Door Key Blank**

28-30 Original-style Briggs/Stratton design, for Model As with an oval dash..... **A11582A<sup>A</sup>** **17.99** ea.



30-31 For original Briggs ignition, round style..... **A11582C<sup>A</sup>** **16.99** ea.

**Universal Key Blank**

28-31 Grooving allows for dual usage, will work on original pop-out switches and handles, not for use with crown door locks..... **A11582U<sup>A</sup>** **3.99** ea.

**Key Ring**

28-31 Original type, double loop ..... **A11583<sup>A</sup>** **3.99** ea.

**Key Fob**


ALL Blue plastic, with MAC's phone number and website..... **MAC/FOB<sup>A</sup>** **2.49** ea.

**Piston and Rod Ford Keychain**

ALL Billet aluminum piston and rod ford keychain..... **28-74167<sup>A</sup>** **7.99** ea.

**LIGHT SWITCH BODY****Light Switch Bodies**

Fits the lower end of the steering column. The light wire slips inside to control the lights.



28-31 Includes contacts ..... **A11655/67<sup>A</sup>** **19.99** ea.



28-31 Light switch body lower half, 2-1/8" long, attaches to A11655/67 or your original body to give the correct round shaped bottom ..... **A11655C** **15.49**



## Distributors

### New

(No core exchange required.)



- 28-31 Does not include distributor body, rotor, cap or lower shaft.....**A12127N<sup>Δ</sup>** **198.99** ea.  
 28-31 Same as above, except with modern upper plate, does not include distributor body or cap.....**A12127NM<sup>Δ</sup>** **162.99** ea.

## Distributor Housing Only



- 28-31 New, not rebuilt, accurately machined and ready for components, black.....**A12127<sup>Δ</sup>** **71.99** ea.

## Distributor Puller

Makes removing distributor from head a snap. Remove lock screw from side of head, thread puller shaft into distributor and tighten nut until the distributor lifts out of the head.

- 28-31 Great tool.....**A12127PULL<sup>Δ</sup>** **44.99** ea.

## Electronic Distributors

Both include coil, coil wire and cloth conduit along with instructions and cannot be used with pop-out switch. They also fit without any necessary modifications and have a weather-resistant cap.



- 28-31 6-volt positive ground.....**A12127E6V<sup>Δ</sup>** **488.99** ea.  
 28-31 12-volt negative ground.....**A12127E12V<sup>Δ</sup>** **562.99** ea.

## Electronic Distributor Spark Plug Wire Sets



- 28-31 6- or 12-volt, noise suppression leads with rubber boots.....**A12259E12V<sup>Δ</sup>** **55.99** set

This very nice 7mm spark plug wire set comes with the correct terminals and is designed to have the length adjusted and ends added for a great fit. We have both gloss black lacquered cotton covered wire and black rubber wire so you have a choice. For use with an electronic distributor and modern plugs.

- 28-31 Gloss black lacquered cotton with copper core ...**28-364408<sup>Δ</sup>** **19.99** Set  
 28-31 Black rubber with copper core.....**28-364409<sup>Δ</sup>** **19.99** set



## Zipper Centrifugal Distributors

Though these distributors look like stock, they are hiding a secret under the body and cap! The centrifugal advance eliminates the need for the left spark rod. It automatically advances and retards the spark, as per the engine demands. The electronic ignition eliminates the need for points and condensers.



- 28-31 6-volt positive ground, with Ignitor<sup>®</sup> and coil.....**A12127ZIP6V<sup>Δ</sup>** **533.99** ea.  
 28-31 12-volt negative ground, with Ignitor<sup>®</sup> and coil.....**A12127ZIP12V<sup>Δ</sup>** **669.99** ea.

## Coil-to-Distributor Wires



- 28-31 Original-style, 11-3/4" long.....**A14302<sup>Δ</sup>** **4.99** ea.  
 28-31 Modern, rubber boots installed, 17-1/2" long.....**A14302M<sup>Δ</sup>** **4.99** ea.

## Spark Plug Connector Sets

Connects the spark plugs to the distributor body.



- 28-29 Straight, bronze, 3-1/8" long.....**A12275<sup>Δ</sup>** **5.99** set  
 30-31 Offset, bronze, 3-1/4" long.....**A12275B<sup>Δ</sup>** **3.99** set

## Distributor Body and Caps

### Distributor Bodies



- 28-34 Winged cap body, with brass contacts +.....**A12105BR<sup>Δ</sup>** **24.99** ea.  
 28-34 Cap, two-piece original style +.....**A12115NS<sup>Δ</sup>** **6.99** ea.  
 28-34 Cap, one-piece modern style, for use with round insulated plug wires, part of our Distributor Cap and Wire Set (A12105M).....**A12105MC<sup>Δ</sup>** **15.99** ea.

### Distributor Cap and Wire Set


Model A and B distributor cap and wire set. Includes cap, wires, spark plug nuts and instructions. Fits right onto your distributor casting, eliminates old-style spark plug wire strips.



- 28-34 Fits like the original.....**A12105M<sup>Δ</sup>** **56.99** set

## Distributor Rebuild Kits

For your original casting.



- 28-31 No cap or body.....**A12127R<sup>Δ</sup>** **112.99** kit  
 28-31 Same as above, except with cap (A12115NS) and body (A12105).....**A12127RK<sup>Δ</sup>** **132.99** kit

**Please Note:** Parts from this distributor rebuild kit are also sold separately on pages 120–122. These parts are identified by a +.

## Distributor DVD

This helpful DVD is produced by Diablos A's, a Model A Ford Club of America Chapter. Among its members there are two MAFCA judges who know the ins and outs of the Model A from a technical standpoint, not just a visual one. The club holds instructional seminars on a regular basis and videos them, so the information can be shared with others. While these DVDs are not professionally done, the information in them simply can't be beat. *Rebuilding and Timing a Model A Distributor* DVD not only shows you how to dismantle and rebuild your distributor in detail, it also gives the pros and cons of modern points and plate and discusses some of the stumbling blocks which pop up during the rebuilding process and how to avoid them.

28-31 32 minute run time ..... **ADVD9<sup>A</sup>** **26.99** ea.



## Modern Distributor Lower and Upper Plate Kit

This nifty kit allows you to use modern-style points and condenser in your original Model A distributor body. Comes with everything you need to convert, including a set of points and a condenser. Kit includes one each of: distributor lower plate (A12148N), clip (A12150) and distributor upper plate (A12151C).

**MAC's Buy!**  
**\$ save \$**

28-31 ..... **A12148/51M<sup>A</sup>** **49.99** kit

## Distributor Lower Plates

28-31 For distributor with pig tail ..... **A12148 +<sup>A</sup>** **10.49** ea.  
28-31 Same as above, except has a longer wire, better to reach modern point terminal, use with A12151C ..... **A12148L<sup>A</sup>** **16.99** ea.

Replaces the wire from the lower distributor plate. New positive contact, eliminates shorts and breakage of pigtail.

28-31 Brass contact and contact ring for the point stud, no modifications, cannot use without A12150 (listed below) ..... **A12148N<sup>A</sup>** **15.99** ea.

## Lower Plate Pig Tail Wire

28-31 Cloth braided, 5" long ..... **A12148W<sup>A</sup>** **3.99** ea.

## Distributor Upper Plates

28-31 ..... **A12151 +<sup>A</sup>** **10.99** ea.  
28-31 Modern-style, with condenser and points mounted to plate, cannot use in conjunction with A12148W ..... **A12151C<sup>A</sup>** **34.99** ea.

## Clip

Allows usage of modern upper distributor plate (A12151C) with modern lower distributor plate (A12148N).

28-31 Includes instructions ..... **A12150<sup>A</sup>** **4.99** ea.

*The upper distributor plate should be a tight fit to the center of the distributor housing. Any play in this area will affect proper point adjustment. Extra play can be eliminated by peening the center hole of the upper plate. Set the plate on a solid spot on a vise, then hit the shaft hole with a hammer.*

## Points

Also see Point Sets.

28-31 For use with modern-style upper distributor plate ..... **A12151CPT<sup>A</sup>** **5.99** ea.  
28-31 Same as above, except top quality, made in the USA ..... **A12151CPTQ<sup>A</sup>** **17.99** ea.

## Distributor Point Block

Holds adjustable half of points.

28-31 Excellent reproduction .... **A12160U +<sup>A</sup>** **6.99** ea.

## Point Sets

For those who prefer to keep everything looking original, MAC's proudly offers these high-quality original style two-piece point sets.

28-31 Imported, nice quality ..... **A12199 +<sup>A</sup>** **14.99** set  
28-31 Standard brand, top quality ..... **A12199TQ<sup>A</sup>** **17.99** ea.

## Point Terminal Mounting Kit

For original-style points, includes thick steel washer and thin insulating washer and nut.

28-31 ..... **A12199MB<sup>A</sup>** **1.99** kit

*Set point gap at .018"-.022" (.022" for new points). The rubbing block on the points will wear down .003"-.005" after approximately 400-1,000 miles. After this point, wear might only be .001" over the next 10,000 miles. Therefore, be sure to reset the point opening to .022" by the end of the first 1,000 miles.*

## Tune Up and Emergency Travel Kit

Veteran Model A drivers know that this kit is a darn good traveling companion! Keep one under the seat, or in your tool box for those, "special occasions" on the road.

Kit includes: point set (A12199), rotor (B12200), short-proof condensor (A12300SP) and 4 Motorcraft spark plugs (A12405ME).

28-31 ..... **A12104KT<sup>A</sup>** **37.99** kit

## Condensers

28-31 For modern-style upper distributor plate only ..... **A12151CCD<sup>A</sup>** **6.99** ea.  
28-31 Short proof type, mylar wound ..... **A12300SP +<sup>A</sup>** **6.99** ea.  
28-31 Same as above, except show quality, Terne finished, as original ..... **A12300SP/SHOW<sup>A</sup>** **9.99** ea.  
28-31 Dummy unit, for use with modern upper plate, allows you to maintain the original look, includes original-style hardware ..... **A12300D<sup>A</sup>** **6.99** ea.

## Distributor Condenser-to-Bus Bar Hardware Set

Visible through the 1/2" hole in the distributor.

28-31 Copper-plated screw and fiber washer ..... **A12302<sup>A</sup>** **2.49** set

## Condenser Hole Plug

Plugs the hole used for accessing the screw holding the end of the condenser to the lower plate tab.

28-31 Positive locking, removable and reusable ..... **28-853833** **1.99** ea.



## Rotor

28-34 For distributor.....**B12200** + <sup>Δ</sup> **6.99** ea.



## Distributor Shafts and Washers

### Distributor Upper Shafts

- 28-31 Short, precision made.....**A12178S** + <sup>Δ</sup> **9.99** ea.  
 28-31 Short, precision made, with drilled cam screw and washer, with small hole drilled down the center about 1" from the top to shaft hole to create an oil passage for the upper bushing.....**A12178SM** <sup>Δ</sup> **11.99** ea.

### Distributor Lower Shafts

Extends from the oil pump drive gear (B6551U) to the upper shaft (A12178S).

- 28-34 Made in the USA .....**B12249** + <sup>Δ</sup> **5.99** ea.  
 28-34 Stainless steel, improved version not prone to corrosion or pitting.....**B12249SS** <sup>Δ</sup> **39.99** ea.

## Distributor Shaft Thrust Thin Steel Washer (as required)

Located at the top hole of the distributor, upper shaft rides on this to eliminate body wear. Use with A12194 (listed below) to get the proper shaft clearance.

- 28-31 .010" thick .....**A12180** <sup>Δ</sup> **0.25** ea.

### Distributor Shaft Sleeve Fiber Washer (as required)

Between housing and sleeve, takes up end play.

- 28-31 .048" thick .....**A12194** <sup>Δ</sup> **0.99** ea.

## Distributor Cam +

### Cam

Creates a hotter spark, prolonging plug life.

- 28-34 High precision, top quality .....**A12210** + <sup>Δ</sup> **14.99** ea.

### Distributor Cam Lube

- ALL Made with silicone, 7/8 oz.....**A12210L** <sup>Δ</sup> **7.99** ea.

### Distributor Cam Wrenches

- 28-34 Holds cam when adjusting cam screw .....**A12213** <sup>Δ</sup> **2.99** ea.  
 28-34 Same as above, except it has a Z bend, making it easier to use, no need to remove the distributor body when using this wrench .....**A12213Z** <sup>Δ</sup> **4.99** ea.  
 28-31 Distributor timing wrench, NuRex, fast, easy to use and accurate, minimal knowledge of engine timing is required to time your engine with this wrench .....**A12213NU** <sup>Δ</sup> **12.99** ea.

### Cam Special Screw and Washer Sets

Holds the distributor cam to the distributor shaft.

- 28-34 .....**B12211/13** <sup>Δ</sup> **1.99** set  
 28-34 Oil hole has been drilled into screw, part of A12178SM.....**B12211/13M** <sup>Δ</sup> **2.49** set

**Please Note:** Parts from the distributor rebuild kit listed on page 120 are also sold separately on pages 120–122. These parts are identified by a +.

## Distributor Camshaft Kit

Kit includes 1 each (unless otherwise noted): 2 distributor bushings (A12132), short distributor upper shaft (A12178S), distributor lower shaft (B12249), distributor shaft thrust thin steel washer (A12180) and distributor shaft sleeve and pin set (A12195S).

- 28-31 .....**A12170KT** <sup>Δ</sup> **17.99** kit

## Distributor Shaft Sleeve and Pin Set

Sleeve (A12195) for distributor shaft attaches at the bottom of the upper shaft (A12178S, listed on previous page) with a pin (B12196).

- 28-34 2 pieces .....**A12195S** + <sup>Δ</sup> **5.99** set

## Distributor Screw and Lock Nut Set

Screws into the side of the head to hold the distributor in place. The distributor lock screw is to be installed hand tight. If tightened excessively, the base of the distributor can be compressed enough to change the diameter of the lower bushing, which will cause the shaft to lock-up in the casting.

- 28-31 2 pieces .....**A12127L** <sup>Δ</sup> **2.49** set

## Distributor Screw Set

- 28-31 25 pieces .....**A12102S** + <sup>Δ</sup> **12.99** set

## Distributor Bushing (2 required)

For distributor shaft bearing, press into the distributor housing, should be reamed .500" before installing the distributor shaft (A12178S) or (A12178L).

- 28-34 Bronze, 5/8" long.....**A12132** + <sup>Δ</sup> **2.49** ea.

## Distributor Index Pin

Sticks out the bottom of the distributor to aid in locating the distributor on the head.

- 28-31 Pressed in.....**A12128** <sup>Δ</sup> **2.49** ea.

## Base Oilers

- 28-31 Flip-top type, cadmium-plated.....**B12135** <sup>Δ</sup> **0.99** ea.  
 28-34 Twist type, original nickel-plated.....**B12135T** + <sup>Δ</sup> **6.99** ea.

## Plate Spring

- 28-31 Fits between upper and lower plate .....**A12137** + <sup>Δ</sup> **2.49** ea.

## Cap Clamps and Rivet Set

- 28-34 2 clamps and 2 rivets.....**B12144S** + <sup>Δ</sup> **7.99** set

## Heat Shield

Deflects engine heat from distributor. Extends condenser life. Clamps under the cylinder head nuts under the distributor.

- 28-34 Not original, brushed satin chrome finish.....**A12280** <sup>Δ</sup> **5.99** ea.

## Ignition Coils

6-volt plus (+) side goes to the ignition switch. A coil bracket (B12000CB or B12000CBCH) is needed to install this replacement.

28-34 Replacement type .....	<b>A12000<sup>A</sup></b>	<b>34.99</b> ea.
28-34 Same as above, except 12-volt .....	<b>B6A-12029-B<sup>A</sup></b>	<b>29.99</b> ea.

Coils from March 1928-July 1931 were non-script.



## Coil Bracket



28-34 For mounting ignition coil .....	<b>B12000CB<sup>A</sup></b>	<b>5.99</b> ea.
--	-----------------------------	-----------------



28-34 Same as above, except chrome, will not match up to original mounting holes in the firewall.....	<b>B12000CBCH<sup>A</sup></b>	<b>14.99</b> ea.
---	-------------------------------	------------------

## Coil Bracket to Firewall Mounting Sets



28-29 Cadmium, 2 bolts and 2 washers .....	<b>A12001A<sup>A</sup></b>	<b>0.99</b> set
30-31 Same as above, except black oxide.....	<b>A12001B<sup>A</sup></b>	<b>0.99</b> set

## Coil Nut Set



30-31 2 black oxide nuts and 4 washers .....	<b>A12000NL<sup>A</sup></b>	<b>0.95</b> set
--	-----------------------------	-----------------

## Electronic Ignition Kits

An easy to install upgrade for a smoother and more efficient running engine. Comes with all hardware, new coil and instructions. Will not work on original pop-out switches.



28-31 6-volt .....	<b>A11574E6V<sup>A</sup></b>	<b>264.99</b> kit
28-31 12-volt (shown) .....	<b>A11574E12V<sup>A</sup></b>	<b>223.99</b> kit

## Coil-to-Distributor Wires



28-31 Original-style, 11-3/4" long .....	<b>A14302<sup>A</sup></b>	<b>4.99</b> ea.
28-31 Modern, rubber boots installed, 17-1/2" long .....	<b>A14302M<sup>A</sup></b>	<b>4.99</b> ea.

## Coil Wire Nipple

Goes from the coil to the distributor to keep moisture out and align the coil wire.



28-31 Not original .....	<b>A12000NP<sup>A</sup></b>	<b>3.99</b> pr.
--------------------------	-----------------------------	-----------------

## Ballast Resistor

Needed when converting to a 12-volt system. Steps 12-volt down to 6-volt for coil.



28-34 .....	<b>A12001<sup>A</sup></b>	<b>7.99</b> ea.
-------------	---------------------------	-----------------

## Ignition and Coil Tester Kit

Checks for correct coil polarity and presence of spark. Comes with instructions. A great tool!



28-34 For 6- or 12-volt systems, negative or positive grounds .....	<b>A12110<sup>A</sup></b>	<b>29.99</b> kit
---	---------------------------	------------------

## "C-Spark" Voltage Tester

Tests coil, points and condenser voltage produced, includes instructions.



28-34 For 6- or 12-volt systems, negative or positive grounds.....	<b>A12111<sup>A</sup></b>	<b>19.99</b> ea.
--	---------------------------	------------------



## Spark Plug Specifications

Spark Plugs	Champion 3X, 7/8" x 18 thread
Spark Plug Gap	.035" (A6050A cylinder head), .030" (B6050 cylinder head), .025" (A6050B cylinder head)

## Spark Plugs (4 required)

### Authentic Champion Spark Plugs

Restore that authentic, original look to the top of your Model A Ford engine with these correct Champion 3X Take-Apart style Spark Plugs. For most Model A Fords, which are driven only a few times per month, they will last for years.

- 28-31 Champion 3X brand, 7/8" x 18 thread size ..... **B124053XE** <sup>Δ</sup> **36.99** ea.

### Spark Plug Brass Nut Only

- 28-31 Original, 4 per set, will only fit Champion 3X plugs ..... **B124053XENUT** <sup>Δ</sup> **3.99** set

### Modern Replacement Spark Plugs

Torque to 25 foot pounds.



- 28-31 14 mm, use with A12405ADAP ..... **T5201/14** <sup>Δ</sup> **2.49** ea.  
 28-34 Champion brand, 7/8" x 18 thread size, for the "go" car ..... **A12405E** <sup>Δ</sup> **11.99** ea.  
 28-34 Motorcraft brand, run hotter for the "go" car, 7/8" x 18 thread size ..... **A12405ME** <sup>Δ</sup> **4.99** ea.

## Spark Plug Adapter Set

Adapters allow usage of 14 mm plugs (T5201/14).

- 28-34 Set of 4 adapters ..... **A12405ADAP** <sup>Δ</sup> **28.99** set

## Spark Plug Gasket Set

- 28-34 Copper, original type, 4 pieces ..... **B12410** <sup>Δ</sup> **3.99** set

## Spark Plug Connector Sets

Connect the spark plugs to the distributor body.

- 28-29 Straight, bronze, 3-1/8" long ..... **A12275** <sup>Δ</sup> **5.99** set  
 30-31 Offset, bronze, 3-1/4" long ..... **A12275B** <sup>Δ</sup> **3.99** set

## Spark Plug Compression Tester

- 28-34 For adapting a modern compression tester to a stock Model A spark plug hole ..... **A12405TEST** <sup>Δ</sup> **7.99** ea.

## Spark Plug Hole Tap

- 28-34 7/8"-18 pipe thread, use with a 5/8" socket wrench ..... **A12407** <sup>Δ</sup> **45.99** ea.

## Permatex Anti-Seize Lubricant

A blend of aluminum, copper and graphite lubricants. Perfect for easy removal of spark plugs and cylinder head or exhaust bolts.

- ALL 1 oz. tube ..... **RSP102** <sup>Δ</sup> **5.99** ea.

## LIGHT BULB USAGE

All single contact bulbs have straight pins. CP = Candle Power

### Headlights, 1-bulb type (2 required)

- 28-31 Double contact, 32-50 CP, 6-volt ..... **B13007D** <sup>Δ</sup> **1.99** ea.  
 28-31 Double contact, 32-50 CP, 12-volt ... **B13007E** <sup>Δ</sup> **2.99** ea.

### Headlights, 2-bulb type (2 required)

- 28-31 Double contact, 32-50 CP, 6-volt ..... **B13007D** <sup>Δ</sup> **1.99** ea.  
 28-31 Double contact, 32-50 CP, 12-volt ... **B13007E** <sup>Δ</sup> **2.99** ea.  
 28-31 Single contact, 3 CP, 6-volt ..... **B13466** <sup>Δ</sup> **0.99** ea.  
 28-31 Single contact, 3 CP, 12-volt ..... **V13465D** <sup>Δ</sup> **1.99** ea.

### Headlights, halogen direct replacement type (2 required)

- 28-29 Double contact, 25-watt, 6-volt, for use with generator ..... **B13007DHE** <sup>Δ</sup> **27.99** ea.  
 28-29 Double contact, 25-watt, 12-volt, for use with generator ..... **B13007EHE** <sup>Δ</sup> **28.99** ea.  
 28-31 Double contact, 35-watt, 6-volt, for use with alternator ..... **B13007DHL** <sup>Δ</sup> **39.99** ea.  
 28-31 Double contact, 35-watt, 12-volt, for use with alternator ..... **B13007EHL** <sup>Δ</sup> **39.99** ea.

### Headlights, halogen type (2 required)

- 28-31 55-60 CP, 35-amp, 6-volt ..... **B13007Q6** <sup>Δ</sup> **14.99** ea.  
 28-31 55-60 CP, 35-amp, 12-volt ..... **B13007Q12** <sup>Δ</sup> **5.99** ea.

### Cowl lamps without turn signals (2 required)

#### Instrument panel dash lamp

#### Dome light

- 28-31 Single contact, 3 CP, 6-volt ..... **B13466** <sup>Δ</sup> **0.99** ea.  
 28-31 Single contact, 3 CP, 12-volt ..... **V13465D** <sup>Δ</sup> **1.99** ea.

### Accessory light A13400A12V and A13400R12V (A/R)

- 28-31 Wedge-style, 6-volt ..... **13466-0147** <sup>Δ</sup> **2.99** ea.  
 28-31 Wedge-style, 12-volt ..... **13466-0194** <sup>Δ</sup> **3.99** ea.

### Taillights, halogen direct replacement type (2 required)

- 28-31 Single contact, 5-watt, 6-volt ..... **B13466H6TQ** <sup>Δ</sup> **17.99** ea.  
 28-31 Single contact, 10-watt, 12-volt ..... **V13465DH12TQ** <sup>Δ</sup> **17.99** ea.

### Cowl lamps with turn signals (2 required)

#### Taillights (2 required)

#### Utility lights SR13400B, SR13404B, SR13400C, SR13404C (A/R)

- 28-31 Double contact, 21-6 CP, 6-volt .. **V13465HR6** <sup>Δ</sup> **1.49** ea.  
 28-31 Double contact, 21-6 CP, 12-volt.. **V13465HR12** <sup>Δ</sup> **3.99** ea.

### Stop lights (2 required)

#### Dome light, commercial

- 28-31 Single contact, 21 CP, 6-volt ..... **B13465** <sup>Δ</sup> **1.99** ea.  
 28-31 Single contact, 21 CP, 12-volt ..... **V13465B** <sup>Δ</sup> **1.99** ea.

### Stop lights, halogen direct replacement type (2 required)

- 28-31 Single contact, 23-watt, 6-volt ... **B13465H6TQ** <sup>Δ</sup> **29.99** ea.

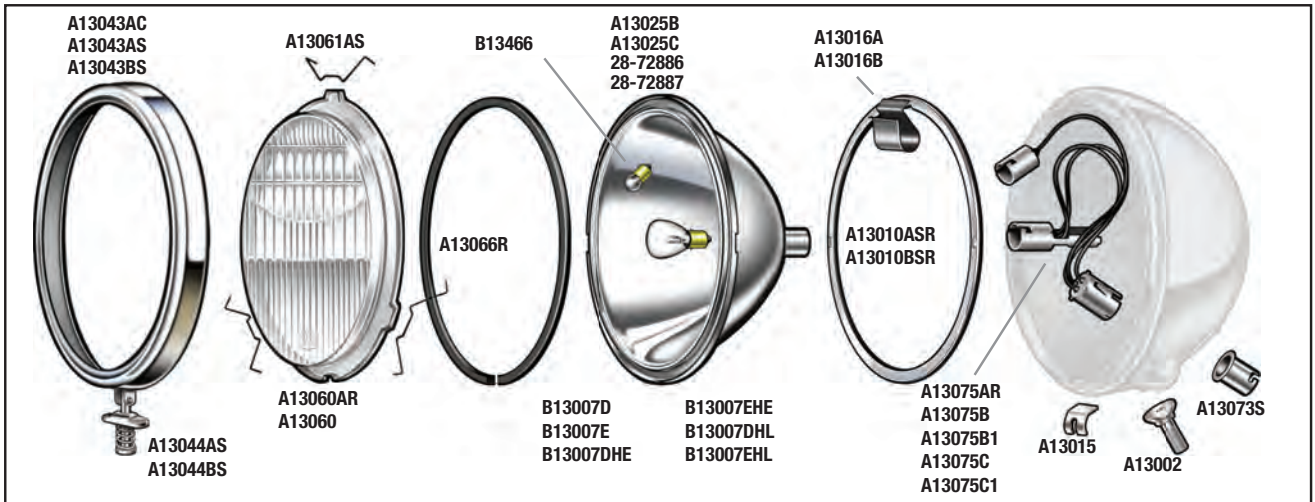
### Stop lights with turn signals (2 required)

- 28-31 Double contact, 15 CP, 6-volt ..... **B13465D** <sup>Δ</sup> **1.99** ea.  
 28-31 Offset double contact, 21-3 CP, 6-volt ..... **B13465D3** <sup>Δ</sup> **1.99** ea.  
 28-31 Offset double contact, 32-3 CP, 12-volt ..... **28-102141** <sup>Δ</sup> **1.99** ea.

### Utility lights SR13400A and SR13404A (A/R)

- 28-31 Single contact, 2 CP, 6-volt ..... **V13465I** <sup>Δ</sup> **1.99** ea.  
 28-31 Single contact, 2 CP, 12-volt ..... **V13465J** <sup>Δ</sup> **0.99** ea.





## Headlights, Complete

\* These headlights come with the turn signal included.



28-29	Chrome, 1-bulb .....	<b>A13004C1NS<sup>A</sup></b>	<b>363.99</b> pr.
28-29	"Ford" script, stainless steel, 1-bulb.....	<b>A13004RS3<sup>A</sup></b>	<b>365.99</b> pr.
28-29	"Ford" script, stainless steel, 2-bulb (shown) .....	<b>A13004RS4<sup>A</sup></b>	<b>365.99</b> pr.
E28	"Ford" script, stainless steel, 2-bulb, 12-volt halogen, fluted lens * .....	<b>A13004RS4H12TS<sup>A</sup></b>	<b>381.99</b> pr.
28-29	"Ford" script, stainless steel, 2-bulb, 12-volt halogen * .....	<b>A13004RS4H12TSP<sup>A</sup></b>	<b>397.99</b> pr.
30-31	"Ford" script, stainless steel, 1-bulb (shown) .....	<b>A13005RS1<sup>A</sup></b>	<b>391.99</b> pr.
30-31	"Ford" script, stainless steel, 2-bulb.....	<b>A13005RS2<sup>A</sup></b>	<b>385.99</b> pr.
30-31	"Ford" script, stainless steel, 2-bulb, 12-volt halogen * .....	<b>A13005RS4H12TSP<sup>A</sup></b>	<b>392.99</b> pr.

## Headlight Boot



28-31	Black vinyl, with drawstring.....	<b>A13050A<sup>A</sup></b>	<b>49.95</b> pr.
-------	-----------------------------------	----------------------------	------------------

## Headlight Mounting Bolt (2 required)

Sticks out the bottom of the bucket.



28-31	.....	<b>A13002<sup>A</sup></b>	<b>5.99</b> ea.
-------	-------	---------------------------	-----------------

## Headlight-to-Crossbar Nut and Washer Set



28-31	Black oxide, originally painted black, 4 pieces .....	<b>A13003MB<sup>A</sup></b>	<b>2.99</b> set
-------	---	-----------------------------	-----------------

## Headlight Reflectors

### Flash-Coated Chrome

With a high-shine finish for excellent reflection.

28-31	1-bulb type, steel (2 required) .....	<b>A13025B<sup>A</sup></b>	<b>32.99</b> ea.
28-31	2-bulb type, steel (2 required) .....	<b>A13025C<sup>A</sup></b>	<b>34.99</b> ea.



### Polished Aluminum

These new reflectors are coated in aluminum instead of silver, as the original reflectors were. They are then polished to a high-shine and sealed, so they won't lose any of their reflectivity over the years. They have also been made to the correct depth, so you can focus them properly.

28-31	1-bulb type.....	<b>28-72886<sup>A</sup></b>	<b>122.99</b> pr.
28-31	2-bulb type.....	<b>28-72887<sup>A</sup></b>	<b>100.99</b> pr.

## Headlight Socket Assemblies (2 required)



E28	1-bulb type, 1/2" ferrule .665" at both ends.....	<b>A13075AR<sup>A</sup></b>	<b>12.99</b> ea.
M28-29	1-bulb type, bulb end .672" diameter, .780" conduit end .....	<b>A13075B1<sup>A</sup></b>	<b>8.99</b> ea.
30-31	1-bulb type, bulb end .672" diameter, .780" conduit end .....	<b>A13075C1<sup>A</sup></b>	<b>11.99</b> ea.



M28-29	2-bulb type, bulb end .672" diameter, .780" conduit end .....	<b>A13075B<sup>A</sup></b>	<b>9.99</b> ea.
30-31	Same as above.....	<b>A13075C<sup>A</sup></b>	<b>9.99</b> ea.

## Headlight Socket Holders (2 required)

Sticks out bottom of headlight bucket.



E28	1/2" diameter .....	<b>A13073SA<sup>A</sup></b>	<b>5.99</b> ea.
M28-31	.875" diameter.....	<b>A13073S<sup>A</sup></b>	<b>4.99</b> ea.

## Headlight Conduit Ferrule (2 required)

29-31 Holds the headlight conduit to the headlight socket, comes with conduit set, stainless steel.....



		<b>A14581<sup>A</sup></b>	<b>5.99</b> ea.
--	--	---------------------------	-----------------



## See the Light Bulb Usage Chart for more bulbs

### Headlight Bulbs (2 required)

32 candle power was original for Model A high beams, but 50 candle power provides better light.

28-31	6-volt, double contact, 32-50 candle power.....	<b>B13007D<sup>Δ</sup></b>	<b>1.99</b> ea.
28-31	Same as above, except 12-volt.....	<b>B13007E<sup>Δ</sup></b>	<b>2.99</b> ea.

### Headlight Parking Light Bulbs

(2 required)

28-31	6-volt, single contact, 3 candle power.....	<b>B13466<sup>Δ</sup></b>	<b>0.99</b> ea.
28-31	Same as above, except 12-volt.....	<b>V13465D<sup>Δ</sup></b>	<b>1.99</b> ea.

### Halogen Direct Replacement Headlight Bulbs (2 required)

Direct replacement halogen bulbs require no modifications to your reflector or wiring system. They are top quality bulbs, which offer the efficiency and longevity of a modern bulb without adding worries on judging day. These bulbs also allow you to adjust your headlights properly, the conversion kits below don't.

28-29	6-volt, 25-watt, for use with generator.....	<b>B13007DHE<sup>Δ</sup></b>	<b>27.99</b> ea.
28-29	Same as above, except 12-volt.....	<b>B13007EHE<sup>Δ</sup></b>	<b>28.99</b> ea.
28-31	6-volt, 35-watt, for use with alternator.....	<b>B13007DHL<sup>Δ</sup></b>	<b>39.99</b> ea.
28-31	Same as above, except 12-volt.....	<b>B13007EHL<sup>Δ</sup></b>	<b>39.99</b> ea.

### Halogen Reflector Master Conversion Kits

Steel, flash coated chrome, with 2 bulbs, 2 sockets and 2 reflectors. Looks completely original. Requires an alternator.



28-31	6-volt.....	<b>A13027Q6<sup>Δ</sup></b>	<b>101.99</b> kit
28-31	12-volt.....	<b>A13027Q<sup>Δ</sup></b>	<b>110.99</b> kit

### Halogen Conversion Kits

2 bulbs, wire sockets and retainer clips, converts your reflectors. MAC's recommends switching to an alternator when converting to halogen.



28-31	6-volt.....	<b>B13027QH6<sup>Δ</sup></b>	<b>49.99</b> kit
28-31	12-volt.....	<b>B13027QH12<sup>Δ</sup></b>	<b>38.99</b> kit

### Halogen Reflector Master Conversion Kit with Amber Turn Signals

#### 12-Volt Amber Headlight Turn Signal Complete Adapter Kit

2 halogen driving bulbs, 2 amber turn signal bulbs, 2 sockets with pigtail and 2 reflectors.



28-31	12-volt.....	<b>A13027QTS<sup>Δ</sup></b>	<b>122.99</b> kit
-------	--------------	------------------------------	-------------------

#### 12-Volt Amber Headlight Turn Signal Kit

You have to drill or punch a 3/4" hole in your reflectors. 2 amber bulbs and 2 sockets with pigtail.



28-31	12-volt.....	<b>A13026TS<sup>Δ</sup></b>	<b>28.99</b> kit
-------	--------------	-----------------------------	------------------

### Headlight Bulbs, Halogen (2 required)

Quartz halogen, non original. For halogen reflector and halogen conversion kits listed in previous column.



28-31	6-volt, for A13027Q6 or B13027QH6.....	<b>B13007Q6<sup>Δ</sup></b>	<b>14.99</b> ea.
28-31	12-volt, for A13027Q or B13027QH12..	<b>B13007Q12<sup>Δ</sup></b>	<b>5.99</b> ea.

### Socket and Pigtail (2 required)

For use with B13007Q6 or B13007Q12 bulbs.



28-31	11", not original.....	<b>01A-13076-U<sup>Δ</sup></b>	<b>5.99</b> ea.
-------	------------------------	--------------------------------	-----------------

### Sealed Beam Adapter Kit

Behind-the-lens type, does both headlights, instructions included.



28-31	Paint black. 4 pieces.....	<b>A13000X<sup>Δ</sup></b>	<b>66.99</b> kit
-------	----------------------------	----------------------------	------------------

**Socket Ferrule** (2 required)

For use with sealed beam headlights. Enables conduit to still attach to bucket.



28-31 ..... **A13075S<sup>A</sup>** 7.99 ea.

**Headlight Shields** (2 required)

Great as either an accessory or Street Rod item!



ALL Chrome, for 7-1/2" diameter sealed beams ..... **A13004A<sup>A</sup>** 13.99 ea.  
 ALL Chrome, for 5-3/4" diameter sealed beams ..... **A13004B<sup>A</sup>** 11.99 ea.

**Headlight Rims** (2 required)

All have 8-3/4" ID.



28-29 Chrome-plated, top quality ..... **A13043AC<sup>A</sup>** 61.99 ea.  
 28-29 Stainless steel ..... **A13043BS<sup>A</sup>** 38.99 ea.  
 30-31 Stainless steel ..... **A13043AS<sup>A</sup>** 37.99 ea.

**Headlight Rim Retainer Clips** (2 required)

On top edge, snaps into the top of the headlight bucket that holds the rim on top.



28-29 ..... **A13016A<sup>A</sup>** 3.99 ea.  
 30-31 ..... **A13016B<sup>A</sup>** 2.49 ea.

**Headlight Rim Latch Spring** (2 required)

28-31 Cadmium finish ..... **B13017<sup>A</sup>** 0.49 ea.

**Headlight Rim Repair Kits** (2 kits required)

Contains post, clamp, spring, pin and hinge, does one rim.



28-29 ..... **A13044AS<sup>A</sup>** 7.99 kit  
 30-31 ..... **A13044BS<sup>A</sup>** 7.99 kit

**Headlight Lenses** (2 required)

1928 Fluted, with "Ford" script, 8-1/2" ..... **A13060AR<sup>A</sup>** 23.99 ea.  
 29-31 With "Ford" script, 8-1/2" ..... **A13060<sup>A</sup>** 22.99 ea.

**Headlight Lens Retainer Clip Set**

Holds the lens to the rim.

28-31 6 pieces, use 3 pieces per light ..... **A13061AS<sup>A</sup>** 3.99 set

**Headlight Lens Gasket**

28-31 Rubber, glue in place on reflectors ..... **A13066R<sup>A</sup>** 7.99 pr.

**Headlight Support Bolt Retainer Strap** (2 required)

Must be riveted on.

30-31 ..... **A13105<sup>A</sup>** 3.49 ea.

**Replacement Inner Steel Rings** (2 required)

Holds reflector, spot weld or epoxy in place.



28-29 ..... **A13010ASR<sup>A</sup>** 11.99 ea.  
 30-31 ..... **A13010BSR<sup>A</sup>** 19.99 ea.

**Headlight Shell Mounting Screw Set**

28-31 Unslotted, stainless steel, gives the appearance of rivets does both lights, 24 pieces ..... **A13011MB<sup>A</sup>** 6.99 set

**Headlight U-Shape Clip** (2 required)

At the bottom of the bucket, the T-bar hooks onto this to hold the rim on at the bottom of the bucket.

28-31 ..... **A13015<sup>A</sup>** 2.49 ea.

**Headlight Wiring Clip**

29-31 Located under the left front hood lal keeps wiring away from the upturn edge of the engine pan, April 29-31



**A14590<sup>A</sup>** 3.49 ea.

**Headlight Boot**

28-31 Black vinyl, with drawstring ..... **A13050A<sup>A</sup>** 49.95 pr.

**Simichrome Polish**

For brass, chrome and nickel. Simply the best!

ALL 1.76 oz. tube ..... **POLISH<sup>A</sup>** 9.99 ea.

**Headlight Focus Spring and Screw Sets**

Headlight focusing screws go through the hole in the back of the headlight; focusing springs go between the socket and the back of the light. These are used to adjust your headlight beam.



28-29 4 pieces ..... **A13101/2A<sup>A</sup>** 2.99 set  
 30-31 4 pieces ..... **A13101/2B<sup>A</sup>** 2.99 set

**Headlight Focusing Springs**

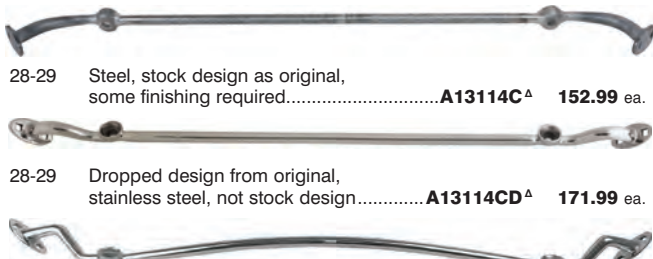
28-29 ..... **A13101A<sup>A</sup>** 0.99 pr.  
 30-31 ..... **A13101B<sup>A</sup>** 0.99 pr.

**Headlight Focusing Screws**

28-29 ..... **A13101AS<sup>A</sup>** 0.99 pr.  
 30-31 ..... **A13101BS<sup>A</sup>** 2.99 pr.




## Headlight Bars

- 
- 28-29 Steel, stock design as original, some finishing required.....**A13114C<sup>Δ</sup>** **152.99** ea.
- 28-29 Dropped design from original, stainless steel, not stock design.....**A13114CD<sup>Δ</sup>** **171.99** ea.
- 30-31 Dropped design from original, stainless steel, not stock design, this bar requires B-13130 headlight bar to fender pads.....**A13114DD<sup>Δ</sup>** **173.99** ea.

## Headlight Bar to Fender Pads

Fit between the headlight bar and the fender. They should not be visible when properly installed.


- 
- 28-29 No bead.....**A13114AP<sup>Δ</sup>** **1.99** pr.
- 28-29 Beaded .....**A13114APB<sup>Δ</sup>** **6.99** pr.
- 30-31 No bead.....**A13114BP<sup>Δ</sup>** **3.99** pr.
- 30-31 Beaded .....**A13114BPB<sup>Δ</sup>** **6.99** pr.
- 30-31 For A13114DD listed above .....**B-13130<sup>Δ</sup>** **10.99** pr.

## Headlight Bar to Fender Mounting Bolt, Nut and Washer Sets

- 
- 28-31 Black oxide, 12 pieces ..... **A13115<sup>Δ</sup>** **2.99** set
- 28-31 Stainless steel, 12 pieces.....**A13115A<sup>Δ</sup>** **11.99** set

## Headlight Bar to Fender Patch Panels (2 required)

Used to replace the sheet metal on the fender where the headlight bar is bolted on, the 5" x 7" pieces of sheet metal have the appropriate dimples and indentations.

- 
- 28-29 Right or left .....**A13124A<sup>Δ</sup>** **10.99** ea.
- 30-31 Right or left .....**A13124B<sup>Δ</sup>** **11.49** ea.

## License Bracket Sets

Cross-bar type, attach to the headlight bar to hold the front license plate.

- 
- 28-31 Plain steel, 10 pieces ..... **A13145<sup>Δ</sup>** **7.99** set
- 28-31 Stainless steel, 10 pieces..... **A13145SS<sup>Δ</sup>** **10.99** set

## Cowl Lamps

Duplicate of original, complete, stainless steel bucket and chrome arms with 6- and 12-volt bulbs.



- 28-29 With 6- and 12-volt bulbs ..... **A13300AR<sup>A</sup>** **188.99** pr.  
 28-29 Same as above, except with turn signals installed ..... **A13300ARTS<sup>A</sup>** **199.99** pr.



- 30-31 With 6- and 12-volt bulbs ..... **A13300A<sup>A</sup>** **147.99** pr.  
 30-31 Same as above, except with turn signals installed ..... **A13300BTS<sup>A</sup>** **178.99** pr.

## Cowl Lamp Arms with Hardware



- 28-29 Chrome ..... **A13322/23<sup>A</sup>** **106.99** pr.  
 30-31 Chrome ..... **A13322/23C<sup>A</sup>** **106.99** pr.



## Cowl Lamp Turn Signal Adapter Kits

With 6- and 12-volt bulbs, allows cowl lamps to function as turn signals or as a parking light.



- 28-29 ..... **A13300AS<sup>A</sup>** **46.99** kit  
 30-31 ..... **A13300BS<sup>A</sup>** **36.99** kit



## Cowl Lamp Arm Mounting Plate

(2 required)

Fits inside the bucket that the arm mounting screws go into.

- 30-31 ..... **A13303<sup>A</sup>** **3.99** ea.



## Cowl Lamp Rim Tab (2 required)

The rim screw goes into this.

- 30-31 ..... **A13305<sup>A</sup>** **3.99** ea.



## Cowl Lamp Tubular Rivet (as required)

Used to mount A13303 and A13305 to the cowl lamp bucket.

- 30-31 ..... **A13307<sup>A</sup>** **2.49** ea.



## Cowl Lamp Mounting Bracket

Fit inside cowl. Not for use on a Fordor or Cabriolet.

- 28-29 ..... **A13300BR<sup>A</sup>** **54.99** pr.



## Cowl Lamp Braces

Fit inside cowl.



- 28-29 Cowl post lower brace ..... **A410001010B<sup>A</sup>** **79.99** pr.  
 30-31 Upper cowl panel brace ..... **A13300BL<sup>A</sup>** **91.99** pr.



- 30-31 Front cowl brace, open car ..... **A13300LCB<sup>A</sup>** **107.99** pr.  
 30-31 Lower cowl front brace, open car ..... **A13300FCB<sup>A</sup>** **193.99** pr.



## Cowl Lamp Mounting Screw Set

- 30-31 Stainless steel, 8 pieces ..... **A13300BT<sup>A</sup>** **2.99** set



## MAC's MODEL A SMART-BUY!

Save big with MAC's **MODEL A SMART-BUY** Kits!

### Cowl Lamp Kits

- 28-29 Kit includes 1 each of the following (unless otherwise noted): cowl lamps (A13300AR), 2 rubber grommets (A13324), crossover wire (A14428), wire loom (A14429), wire connector (A13302B), 3 wire supports and grommets (A14593A), and 2 wire connectors (A14487) ..... **A13300ARKT<sup>A</sup>** **218.99** kit



- 30-31 Kit includes 1 each of the following (unless otherwise noted): cowl lamps (A13300A), crossover wire (A14428), wire loom (A14429), wire connector (A13302C), mounting spacer wood blocks (A13303S), marking tool kit (A13300X), 3 wire supports (A14593) and grommets, and 2 wire connectors (A14487) ..... **A13300AKT<sup>A</sup>** **192.99** kit



## Cowl Lamp Reflectors (2 required)



- 28-29 With socket, chrome-plated ..... **A13315A<sup>Δ</sup>** **17.99** ea.  
30-31 Without socket, stainless steel..... **A13315B<sup>Δ</sup>** **13.99** ea.



## Cowl Lamp Rim Only (2 required)



- 28-29 Stainless steel ..... **A13306AR<sup>Δ</sup>** **15.99** ea.  
30-31 Stainless steel..... **A13306B<sup>Δ</sup>** **15.99** ea.



## Cowl Lamp Glass Lenses (2 required)



- 28-29 Clear ..... **A13308BR<sup>Δ</sup>** **6.99** ea.  
30-31 Clear ..... **A13308D<sup>Δ</sup>** **7.99** ea.  
30-31 Amber, makes turn signal more noticeable..... **A13308DA<sup>Δ</sup>** **8.99** ea.



## Cowl Lamp Lens LED Inserts (2 required)



- 28-29 Clear with 22 amber LEDs, 12-volt, virtually a plug-in and go set up, no modifications needed, use with original clips, a great update to your Model A..... **A13308BRLED<sup>Δ</sup>** **35.99** ea.  
30-31 Same as above, except 17 amber LEDs..... **A13308DLED<sup>Δ</sup>** **28.99** ea.



## Cowl Lamp Lens Gaskets

Keeps out moisture and extends bulb life.



- 28-29 ..... **A13309A<sup>Δ</sup>** **2.99** pr.  
30-31 ..... **A13309C<sup>Δ</sup>** **2.49** pr.



## Cowl Lamp Lens Retainer Clip Set

Hold the lens to the rim of both cowl lights.



- 30-31 4 pieces ..... **A13316<sup>Δ</sup>** **2.99** set

## Cowl Lamp Socket (2 required)



- 30-31 With rivet..... **A13317<sup>Δ</sup>** **6.99** ea.

## Cowl Lamp Rubber Grommet (2 required)

The lamp arms go through these grommets after they are installed on the cowl, helps protect the paint.



- 28-29 Correctly grooved..... **A13324<sup>Δ</sup>** **2.99** ea.

## Cowl Lamp Pig Tail (2 required)

The wire is yellow with a black tracer like original. The wire goes through the socket and out the arm about 2".



- 28-31 ..... **A13412CO<sup>Δ</sup>** **3.99** ea.

## Cowl Lamp Crossover Wire and Loom



- 28-31 Connects the two cowl lights to the main harness ..... **A14428<sup>Δ</sup>** **17.99** ea.  
28-31 Loom, used to protect the above wire, 4-foot long piece..... **A14429<sup>Δ</sup>** **3.99** ea.

## Cowl Lamp Wire Connectors

Original-style, fits at the base of the steering column to connect the crossover wire to the harness.



- 28-29 ..... **A13302B<sup>Δ</sup>** **9.99** ea.  
30-31 ..... **A13302C<sup>Δ</sup>** **9.99** ea.

## Cowl Lamp Mounting Spacer Wood Block



Mount inside body to prevent flexing and body cracks.



- 30-31 ..... **A13303S<sup>Δ</sup>** **3.99** pr.

## Cowl Lamp Wire Supports and Grommets (3 required)

These two "L"-shaped wire brackets are used to support the cowl light wire on all cars and the vacuum line on open cars. 3 of these are used on closed cars; one at each inside top corner of the cowl (secured by the cowl welting screw and the inside top left terminal box screw). Open cars used 2 brackets for cowl light wires, at each inside top corner of the cowl (secured by the top rivet of the cowl brace). 3 brackets are also required for the vacuum line, one at the top left terminal box screw, left cowl welt screw and on the rear most gas tank clamp. For 30-31 cowl light wires, a black lacquered loom (A14429) covered the wire from cowl light to cowl light and the rubber grommet in the bracket was not used.



- 28-29 Mounts on firewall ..... **A14593A<sup>Δ</sup>** **3.99** ea.  
30-31 Mounts on firewall ..... **A14593<sup>Δ</sup>** **3.99** ea.



## Turn Signal Flashers



28-31 6-volt, 3-prong type.....**A13350<sup>Δ</sup>** **7.99** ea.



28-31 12-volt, 3-prong type.....**A13350/12<sup>Δ</sup>** **6.99** ea.



28-31 Same as above, except 12-volt LED flasher.....**A13350LED12<sup>Δ</sup>** **14.99** ea.

Will make a “beeping” sound if the signal is not turned off. No more driving with your blinker on!



28-31 6-volt, 3-prong type.....**A13350BEEP<sup>Δ</sup>** **39.99** ea.



28-31 12-volt, 3-prong type....**A13350/12BEEP<sup>Δ</sup>** **29.99** ea.

### Flasher Wiring



28-31 Socket and pigtail, accepts any of the flashers listed above, 11" long.....**01A-13076-U<sup>Δ</sup>** **5.99** ea.

## Turn Signal Lights

Our turn signals use LEDs, which are brighter than traditional turn signal lights, making them a great safety feature on your Model A. They mount between your bumper bars, and since you use the bumper clamp bolt to affix them, you don't have to make any modifications to your baby. The 6-volt signals have an integrated resistor, so you can use a standard thermal flasher—order our A13350. The 12-volt signals must be used with an electronic flasher; a standard thermal flasher will not work with them—order our A13350LED12.



28-31 6-volt positive ground, amber lens.....**28-72888<sup>Δ</sup>** **39.99** ea.  
 28-31 6-volt positive ground, red lens.....**28-72889<sup>Δ</sup>** **39.99** ea.  
 28-31 12-volt negative ground, amber lens.....**28-72890<sup>Δ</sup>** **41.99** ea.  
 28-31 12-volt negative ground, red lens.....**28-72891<sup>Δ</sup>** **41.99** ea.

## Turn Signal Switch Kits and Parts

Go “High Tech” with this new turn signal switch kit from MAC's. Unlike traditional add-on systems, this fantastic kit features a tiny brain box that is just 3" x 4" x 1" approximately. Instead of mounting onto your steering column, it hides neatly out of sight under the dash or behind a kick panel, where it is held in place by strong 3M Velcro strips. A small wire attaches


to the gear shift lever, where a tiny toggle switch is within easy reach of your hand on the shifter ball. You can signal a turn, or cancel it without ever removing your hand from the shifter! Made in the USA with modern diodes, relays and a printed circuit. This system is small, convenient and reliable.



28-31 6-volt positive ground.....**A13310ATQ<sup>Δ</sup>** **233.99** kit  
 28-31 12-volt negative ground.....**A13310ATQ12<sup>Δ</sup>** **233.99** kit



With signal stat-switch, flasher, flasher socket, fuse, and instructions.



28-31 6-volt, top quality.....**A13310A<sup>Δ</sup>** **66.99** kit  
 28-31 12-volt flasher.....**A13310A12<sup>Δ</sup>** **61.99** kit



Rarely before have form and function been brought together so beautifully. This turn signal switch has a sleek chrome body and handle with a green bullet bulb on the end that blinks when the lights are activated.

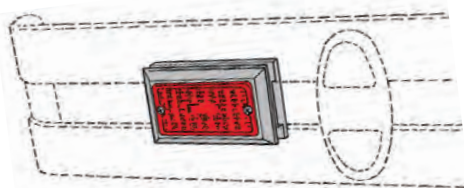
28-31 12-volt, retro-style, chrome, includes mounting clamp, wiring and instructions.....**A13310C<sup>Δ</sup>** **30.99** ea.



**Check [MacsAutoParts.com](http://MacsAutoParts.com) for our complete selection of lighting for your Model A**

## Accessory Lights (2 to 4 required)

The included backing plate allows the lights to mount in the gap between the bumper bars. A 4" pigtail wire comes out the back. Attaching and running the wiring depends on your skills and desires. A 12-volt bulb is installed and a 6-volt bulb is included.



- 28-31 6- or 12-volt, amber ..... **A13400A12V<sup>Δ</sup>** **26.99** ea.  
 28-31 6- or 12-volt, red ..... **A13400R12V<sup>Δ</sup>** **19.99** ea.



## Utility Lights (2 required)

Chrome light with amber or red lens. Can be used in many locations. 12-volt, can be adapted to 6-volt by changing light bulbs.



- 28-31 Amber lens, 1-3/4" light, single element, order V13465K for 6-volt bulb ..... **SR13400A<sup>Δ</sup>** **14.99** ea.  
 28-31 Same as above, except red lens ..... **SR13404A<sup>Δ</sup>** **11.99** ea.  
 28-31 Amber lens, 2-1/4" light, double element, order V13465HR6 for 6-volt bulb ..... **SR13400B<sup>Δ</sup>** **13.99** ea.  
 28-31 Same as above, except red lens ..... **SR13404B<sup>Δ</sup>** **11.99** ea.



- 28-31 Amber lens, 2-1/2" light, double element, order V13465HR6 for 6-volt bulb ..... **SR13400C<sup>Δ</sup>** **11.99** ea.  
 28-31 Same as above, except red lens ..... **SR13404C<sup>Δ</sup>** **11.95** ea.

## Third Brake Light Kits

All attach with suction cups.



- 28-31 12-volt red LED light, for vehicles with a flat back window ..... **SR13401LED12<sup>Δ</sup>** **66.99** kit



- 28-31 6-volt red LED light, for vehicles with a flat back window ..... **SR13401LED6<sup>Δ</sup>** **66.99** kit

## Accessory and Utility Light Replacement Bulbs (as required)

### Single Contact Bulbs



- 28-31 6-volt, 1 candle power, for SR13400A and SR13404A ..... **V13465K<sup>Δ</sup>** **1.99** ea.  
 28-31 12-volt, 2 candle power, for SR13400A and SR13404A ..... **V13465J<sup>Δ</sup>** **0.99** ea.

### Double Contact Bulbs (21-6 candle power)

- 28-31 6-volt, for SR13400B, SR13404B, SR13400C and SR13404C ..... **V13465HR6<sup>Δ</sup>** **1.49** ea.  
 28-31 12-volt, for SR13400B, SR13404B, SR13400C and SR13404C ..... **V13465HR12<sup>Δ</sup>** **3.99** ea.

### Wedge-Style Bulbs (as required)

- 28-31 6-volt, for A13400A12V and A13400R12V ..... **13466-0147<sup>Δ</sup>** **2.99** ea.  
 28-31 12-volt, for A13400A12V and A13400R12V ..... **13466-0194<sup>Δ</sup>** **3.99** ea.

## TAILLIGHTS AND PARTS

### Taillight Assemblies

#### Duo Lamp Taillight Assemblies

Copy of original. Stainless steel, with 6-volt bulbs.



- 30-31 Left, with clear license lens on bottom ..... **A13405SL<sup>Δ</sup>** **39.99** ea.  
 30-31 Right, no clear license lens ..... **A13405SR<sup>Δ</sup>** **39.99** ea.

#### Commercial

Black powder-coated with polished stainless steel rim, copy of original 1928 commercial used drum light on page 135.



- 29-31 Left, with 6-volt bulbs, with clear license lens on bottom ..... **A13405BL<sup>Δ</sup>** **39.99** ea.  
 29-31 Right and no clear license lens ..... **A13405BR<sup>Δ</sup>** **37.99** ea.

## 1950 Pontiac Style

Perfect for the Street Rod.



- 28-31 Left and right, red lens ..... **SR13405<sup>A</sup>** **48.99** pr.  
 28-31 Left or right, with "blue dot" lens ..... **SR13405BD<sup>A</sup>** **34.99** ea.

## LED Taillight Assemblies

These LED assemblies come complete with polished stainless steel housings. The red lenses have 19 LEDs, while the half amber lenses have 12 amber LEDs and 7 red LEDs. All of the white license plate lenses have 4 white LEDs.



- 28-31 Half amber, 6-volt, positive ground, right (shown)..... **A13404LED6AR** **63.99** ea.  
 28-31 Same as above, except left with white license plate light ..... **A13404LED6AL<sup>A</sup>** **73.99** ea.  
 28-31 All red, 6-volt, positive ground, right (shown) ..... **A13404LED6RR<sup>A</sup>** **61.99** ea.  
 28-31 Same as above, except left with white license plate light ..... **A13404LED6RL<sup>A</sup>** **73.99** ea.  
 28-31 Half amber, 12-volt, negative ground, right..... **A13404LED12AR<sup>A</sup>** **61.99** ea.  
 28-31 Same as above, except left with white license plate light ..... **A13404LED12AL<sup>A</sup>** **72.99** ea.  
 28-31 All red, 12-volt, negative ground, right..... **A13404LED12RR<sup>A</sup>** **57.99** ea.  
 28-31 Same as above, except left, with white license plate light ..... **A13404LED12RL<sup>A</sup>** **69.99** ea.

## Taillight Replacement Bulbs (2 required)

Double contacts are used only if you have modified your system for turn signal.



### Stop Light Bulbs, 6-volt

- 28-31 21 candle power, single contact..... **B13465<sup>A</sup>** **1.99** ea.  
 28-31 15 candle power, double contact..... **B13465D<sup>A</sup>** **1.99** ea.  
 28-31 21-3 candle power, double contact..... **B13465D3<sup>A</sup>** **1.99** ea.

### Taillight Bulbs, 6-volt



- 28-31 3 candle power, single contact..... **B13466<sup>A</sup>** **0.99** ea.  
 28-31 21-3 candle power, double contact..... **V13465G<sup>A</sup>** **0.95** ea.  
 28-31 50-20 watts, double contact, halogen .. **V13465GH6<sup>A</sup>** **24.99** ea.

### Stop Light Bulbs, 12-Volt



- 28-31 21 candle power, single contact..... **V13465B<sup>A</sup>** **1.99** ea.  
 28-31 32-3 candle power, double contact..... **28-102141<sup>A</sup>** **1.99** ea.  
 28-31 50-15 watts, double contact, halogen .... **28-161759<sup>A</sup>** **24.99** ea.

### Taillight Bulbs, 12-Volt



- 28-31 3 candle power, single contact..... **V13465D<sup>A</sup>** **1.99** ea.  
 28-31 21-3 candle power, double contact..... **V13465H<sup>A</sup>** **3.99** ea.  
 28-31 50-20 watts, double contact, halogen..... **V13465HH12<sup>A</sup>** **24.99** ea.

## Halogen Direct Replacement Bulbs (2 required)

Direct replacement halogen bulbs require no modifications to your lamp or wiring system. They are top quality bulbs, which offer the efficiency and longevity of a modern bulb, without adding worries on judging day.



- 28-31 Taillight bulb, 6-volt, 5-watt ..... **B13466H6TQ<sup>A</sup>** **17.99** ea.  
 28-31 Taillight bulb, 2-volt, 10-watt ..... **V13465DH12TQ<sup>A</sup>** **17.99** ea.  
 28-31 Stop light bulb, 6-volt, 23-watt ..... **B13465H6TQ<sup>A</sup>** **29.99** ea.

## Taillight Lenses (2 required)



- 28-31 Half amber glass lens, red taillight, amber stop light ..... **A13450<sup>A</sup>** **11.99** ea.  
 28-31 Same as above, except with blue glass dot..... **A13450BD<sup>A</sup>** **17.99** ea.  
 28-31 All red glass lens ..... **A13450R<sup>A</sup>** **7.99** ea.  
 28-31 Same as above, except with blue glass dot..... **A13450F<sup>A</sup>** **23.99** ea.



- 28-31 All red glass lens with amber STOP in top portion ..... **A13450S<sup>A</sup>** **9.99** ea.  
 28-31 Same as above, except with blue glass dot..... **A13450SBD<sup>A</sup>** **17.99** ea.

### Blue Glass Dots



- 28-31 With chrome bezel ..... **BD-13453-G<sup>A</sup>** **8.99** pr.

## Taillight Wires (2 required)

1 green for stop light, 1 black for taillight, with loom, springs and washers, extends out the back of the taillight to make the connection.



- 28-31 ..... **A14405C<sup>A</sup>** **9.99** ea.  
 28-31 Pickup..... **A13412/13<sup>A</sup>** **5.99** ea.

### Taillight Wire Loom

Protects the taillight wires from the elements.

- 28-31 30" piece..... **A14406<sup>A</sup>** **3.99** ea.

### Taillight Wire Clip and Screw Set (2 sets required)

Holds wire to bottom of wood subrail.

- 28-31 ..... **A14592<sup>A</sup>** **3.99** set

## Taillight Doors (Rims) (2 required)



- 28-31 Polished stainless steel ..... **B13448SP<sup>A</sup>** **6.99** ea.



## Taillight Crossover Wire

- 28-31 Use when adding right hand taillight, connects to main harness ..... **A14423X<sup>A</sup>** **21.99** ea.



## Taillight Bulb Sockets (2 required)

- 28-31 Socket only ..... **A13410SO<sup>A</sup>** **3.99** ea.



## Snap Ring and Gasket (2 required)

Holds taillight lens in the rim. The proper sequence is rim gasket, then lens, then snap ring.

- 28-31 ..... **A13456<sup>A</sup>** **1.99** ea.

For taillight door (rim). Fits between the lens face and the rim. Can be placed on both sides of the lens to reduce the risk of cracking.

- 28-31 ..... **A13461<sup>A</sup>** **0.95** ea.



## Taillight Rim and Mounting Bolt Sets

- 28-31 Stainless steel, with lock washers, 8 pieces ..... **A80038S<sup>A</sup>** **2.99** set



## Taillight Dividing Plate Kit

- L29-31 Divides tail and stop lights ..... **A13406DPB<sup>A</sup>** **11.99** kit



## License Plate Light Lens and Gasket



- 28-31 Clear curved glass for the left side taillight ..... **A13445<sup>A</sup>** **8.99** ea.

- 28-31 For clear lens ..... **B13447<sup>A</sup>** **1.99** ea.

## Retainer Clip Set

- 28-31 For clear lens, 2 clips and 2 screws ..... **B13446S<sup>A</sup>** **2.99** set



## Reinforcing Plate (1 or 2 required)

Used under fender when attaching taillight bracket.

- 28-31 Die-stamped steel ..... **A13463<sup>A</sup>** **7.99** ea.



## Taillight Patch Panel (1 or 2 required)

Used to replace the sheet metal on the fender where the taillight bracket is bolted on.



- 28-31 Right or left, (4-1/2" x 6-1/2") ..... **A16162<sup>A</sup>** **10.49** ea.

## Wood Block

For mounting pickup tail lamp bracket.



- 28-31 ..... **B13470WB<sup>A</sup>** **10.99** ea.

## Wood Block Mounting Bolt Set

Used to mount B13470.



- 28-31 2 bolts, 2 washers and 2 nuts ..... **B13470MB<sup>A</sup>** **2.49** set

## Taillight Brackets and Mounting Hardware



- 29-31 Cast iron, pickup and Station Wagon ..... **B13470** **16.99** ea.

- 29-31 Same as above, except stainless steel ..... **28-845335** **24.99** ea.



- 30-31 Cast iron, tea-cup-style, pickup, Station Wagon and Delivery, from 5/30 (1 or 2 required) ..... **A13462B<sup>A</sup>** **17.99** ea.

- 29-31 Left, steel painted black as original ..... **A13471LR<sup>A</sup>** **9.99** ea.



- 29-31 Right, steel painted black as original ..... **A13471BR<sup>A</sup>** **9.99** ea.

- 29-31 Left, chrome-plated ..... **A13471LRC<sup>A</sup>** **14.99** ea.

- 29-31 Right, chrome-plated ..... **A13471BRC<sup>A</sup>** **14.99** ea.

## Taillight Bracket Screw and Lock Washer Set

For mounting tea-cup-style bracket.



- 30-31 Stainless steel, 4 pieces ..... **A13462BMB<sup>A</sup>** **2.49** set

## Taillight Bracket-to-Fender Mounting Sets

(1 or 2 sets required)

Does 1 bracket.



- E28 Tudor and Phaeton, 6 pieces ..... **A13469MB<sup>A</sup>** **0.99** set

- 28-31 Stainless steel, 9 pieces, bolts, lock washers and nuts ..... **A13471MBSS<sup>A</sup>** **6.99** set

## Rubber Pad (2 required)

Molded edges, for taillight bracket.



- 28-31 ..... **A13471PAD<sup>A</sup>** **2.49** ea.

## Taillight Shields

Metal cover, for pickups only used to cover and protect the wires coming out the back of the taillight.



- 28-31 Black painted steel ..... **A13467<sup>A</sup>** **5.99** ea.

- 28-31 Stainless steel ..... **A13467SS<sup>A</sup>** **7.99** ea.



## Complete Drum Taillights

Top quality reproductions.



- 28-E29 Left, passenger car, nickel body, with license light.....**A13440PL<sup>Δ</sup>** **134.99** ea.  
 28-E29 Right, passenger car, nickel body.....**A13440PR<sup>Δ</sup>** **122.99** ea.  
 28-E29 Left, commercial, black body, with license light.....**A13440CL<sup>Δ</sup>** **146.99** ea.  
 28-E29 Right, commercial, black body.....**A13440CR<sup>Δ</sup>** **141.99** ea.

### Drum Taillight Bodies



- 28-E29 Left, nickel, has license plate lens hole.....**A13440L<sup>Δ</sup>** **32.99** ea.  
 28-E29 Right, nickel, no license plate lens hole.....**A13440R<sup>Δ</sup>** **32.99** ea.

### Drum Taillight Steel Stop Insert

- 28-E29 Fits over red light.....**A13442AR<sup>Δ</sup>** **6.99** ea.

### Drum Taillight Lenses



- 28-E29 Red glass lens, for drum-type taillight.....**A13450AR<sup>Δ</sup>** **11.99** ea.  
 28-E29 License plate light glass lens, white, drum-type taillight.....**A13445AR<sup>Δ</sup>** **9.99** ea.

### Drum Taillight Lens Gaskets



- 28-E29 For drum-type taillight.....**A13461AR<sup>Δ</sup>** **2.49** ea.  
 28-E29 For above white lens, drum-type.....**A13447AR<sup>Δ</sup>** **2.49** ea.

### Drum Taillight Dividing Plate Kit



- 28-E29 Divides tail and stop light.....**A13406DP<sup>Δ</sup>** **19.99** kit

### Drum Taillight Lamp Socket



- 28-E29 Double contact.....**A13410A<sup>Δ</sup>** **56.99** ea.

### Drum Taillight Retainer Screw Set



- 28-E29 6 pieces, one set does one lamp.....**A13441BT<sup>Δ</sup>** **6.99** set

## Drum Taillight Brackets

These bracket are for 1928 through July 1929 Model A's, unless otherwise specified.



- 28-E29 Coupe and Roadster, left.....**A13470AL<sup>Δ</sup>** **15.99** ea.



- 28-E29 Coupe and Roadster, right.....**A13470AR<sup>Δ</sup>** **22.99** ea.



- 28-E29 Sedan and Touring, left.....**A13470BL<sup>Δ</sup>** **45.99** ea.



- 28-E29 Sedan and Touring, right.....**A13470BR<sup>Δ</sup>** **45.99** ea.



- 28-29 Station Wagon, attaches to tailgate corner hinge, left or right (2 required) ... **A13472SW<sup>Δ</sup>** **93.99** ea.



- 28-E29 Early-style, pickup, AA or panel truck, left or right (2 required) .....**A13470A<sup>Δ</sup>** **17.99** ea.



- L29 Late-style, pickup and some AA or panel truck, left or right, (2 required) .....**28-72898<sup>Δ</sup>** **27.99** ea.

### Drum Taillight Extension Wire with Loom (1 or 2 required)



- 28-E29 18", 1 black wire and 1 green wire, except Sedan.....**A13614<sup>Δ</sup>** **7.99** ea.

### Drum Taillight Wire Clip



- 28-E29 Holds wire to bracket, for drum type.....**A14595<sup>Δ</sup>** **3.99** pr.

## Stop Light Switches



- 28-29 Bolts on transmission, use existing top cover bolts..... **A13480<sup>Δ</sup>** **9.99** ea.  
 30-31 Bolts to the cross member of the frame, also used on late 29 (for hardware, see A13480MB below) ..... **BB13480<sup>Δ</sup>** **8.99** ea.



- 28-34 Screws into master cylinder, two-terminal switch, use when vehicle has been setup with hydraulic brakes..... **C1AZ-13480-A<sup>Δ</sup>** **9.99** ea.  
 28-34 Same as above, except top quality, a low-pressure switch, which will come on sooner and is DOT-5 silicone brake fluid compatible, a safer and longer-lasting upgrade over the original and many replacement switches on the market today, includes pigtail wiring ..... **C1AZ-13480-TQ<sup>Δ</sup>** **32.99** ea.

## Stop Light Switch Wire



- 28-34 17" long, use with C1AZ-13480-A ..... **B5A-14475-A<sup>Δ</sup>** **15.99** ea.  
 28-34 With molded dust cover, use with C1AZ-13480-A ..... **13480-WIRE<sup>Δ</sup>** **25.99** ea.



- 28-31 Mechanical switch, universal style, with bracket, mount near brake pedal, has arm that can be bent to suit your needs, when in rest position the brake light switch circuit is closed, it breaks the circuit when it is pushed, making the brake lights act quicker ..... **13480-UNIV<sup>Δ</sup>** **9.99** ea.



## Stop Light Switch Mounting Hardware Set



- 30-31 Bolt, washer and nut set, 6 pieces ..... **A13480MB<sup>Δ</sup>** **0.95** set

## Stop Light Switch Link



- 28-29 For transmission-mounted stop light switch..... **A13507<sup>Δ</sup>** **3.99** ea.

## License Plate Frames

White lettering with a blue background. For 6-1/2" x 12" modern plates.




- 1929 Model A Ford-1929..... **A13409BS<sup>Δ</sup>** **6.99** pr.  
 1930 Model A Ford-1930..... **A13409CS<sup>Δ</sup>** **6.99** pr.

## Rear License Brackets

Stamped "DUO LAMP".



- 29-31 Original black finish..... **A13406B<sup>Δ</sup>** **6.99** ea.



- 29-31 Stainless steel..... **A13406SS<sup>Δ</sup>** **15.49** ea.

## Rear License Plate Bolt and Nut Set

- 28-31 2 nickel-plated brass nuts, 2 bolts and 2 washers ..... **A13409MB<sup>Δ</sup>** **7.99** set

## Rear License Plate Reflective Bolts and Wing Nuts

Holds license plate to bracket. Bolt has a colored safety reflector. A great safety accessory! (1 or 2 pair required)



- ALL Blue reflector ..... **A13409MBRB<sup>Δ</sup>** **2.49** pr.  
 ALL Green reflector..... **A13409MBRG<sup>Δ</sup>** **2.49** pr.  
 ALL Red reflector ..... **A13409MBRR<sup>Δ</sup>** **2.49** pr.  
 ALL Amber reflector..... **A13409MBRY<sup>Δ</sup>** **2.49** pr.

## Rear License Plate Bolt with LED (as required)



- ALL White LED, 12-volt, they have 2 wires hard-wired into them, polished stainless steel housing, a convenient and discrete way to add license plate, map light or under-hood illumination ..... **A13409MBLED<sup>Δ</sup>** **14.99** pr.



## Dash Lamps

Chrome, with bulb and wire, replacement type, close copy of original.



- 28-30 Push-style, use with oval speedometer dash units, mounts in the middle of the dash, attach the dash wire to the charge post on the amp meter, used through June 30 ..... **A13705RA**<sup>Δ</sup> **28.99** ea.
- 30-31 Switch-style, use with round speedometer dash units, armored wire, fits under the dash rail ..... **A13705RB**<sup>Δ</sup> **28.99** ea.
- 30-31 Same as above, except for open car ..... **A13705RC**<sup>Δ</sup> **29.99** ea.

## Dash Lamp Bulbs

For A13705RA, A13705RB and A13705RC above.

- 28-31 6-volt, 3 candle power ..... **B13466**<sup>Δ</sup> **0.99** ea.
- 28-31 12-volt, 3 candle power ..... **V13465D**<sup>Δ</sup> **1.99** ea.



## Dash Lamp Brackets



- 30-31 Closed car ..... **A13706BRC**<sup>Δ</sup> **3.99** ea.
- 30-31 Open car ..... **A13706BRO**<sup>Δ</sup> **3.99** ea.

## Dash Lamp Caps



- 28-30 Chrome-plated, push type, through June 30 ..... **A13708**<sup>Δ</sup> **14.99** ea.
- 30-31 Chrome-plated, switch type ..... **A13708A**<sup>Δ</sup> **13.99** ea.
- 30-31 Jeweled cover, an era correct accessory that can be used with our A13705RB or any instrument panel light that is approximately 1" where the cover is attached to the light, nickel-plated and polished, includes screw ..... **A13705RJ**<sup>Δ</sup> **48.99** ea.

## Dome Lamps



- 28-31 No switch, replacement type ..... **A13771**<sup>Δ</sup> **49.99** ea.
- 28-31 With built in switch, replacement type ..... **A13771S**<sup>Δ</sup> **58.99** ea.

## Dome Lamp Bulbs

- 28-31 6-volt, 3 candle power ..... **B13466**<sup>Δ</sup> **0.99** ea.
- 28-31 12-volt, 3 candle power ..... **V13465D**<sup>Δ</sup> **1.99** ea.



## Dome Lamp Lens

- 28-31 Milky white color, replacement lens for the round dome light ..... **A13771G**<sup>Δ</sup> **10.49** ea.



## Dome Lamp Lens Retainer Snap Ring

Hard to find but necessary item that holds the lens onto the dome light.

- 28-31 ..... **A13780**<sup>Δ</sup> **6.99** ea.



## Dash Lamp Armored Cable (as required)



- 28-31 1/8" single strand, also used for the sport light, sold by the foot ..... **A13710**<sup>Δ</sup> **3.49** ea.

## Dome Lamp Wire Guard

Nails to door post.



- 28-31 Fordor, except Slant Windshield ..... **A13753**<sup>Δ</sup> **11.99** ea.

## Dome Lamp Wire (as required)

Cloth covered, black with a blue tracer. Starts at the driver's side of the terminal box, runs up the windshield post and halfway across the header, then back to the light. Run a ground wire from the light to the side body.



- 28-31 16-gauge, sold by the foot ..... **A13778**<sup>Δ</sup> **3.99** ft.

## Dome Lamp Wood Blocks

Fits between the roof ribs to mount the dome lamp onto.



- 29-31 Briggs Fordor Town Sedan 155B and 155D ..... **A13791**<sup>Δ</sup> **54.99** ea.
- 29-31 Briggs Standard and 1929 Steelback Fordor 60C ..... **A13792**<sup>Δ</sup> **41.99** ea.
- 30-31 Coupe ..... **A13790**<sup>Δ</sup> **51.99** ea.



- 30-31 Tudor 55B and Sedan Delivery ..... **A13793**<sup>Δ</sup> **24.99** ea.
- 30-31 Murray Town Sedan 155C ..... **A13794**<sup>Δ</sup> **56.99** ea.



- 30-31 Victoria 190A ..... **A13795**<sup>Δ</sup> **55.99** ea.
- 1931 Slant Windshield Fordor 160A ..... **A13796**<sup>Δ</sup> **51.99** ea.
- 1931 Victoria Slant Windshield and Steelback Fordor 160B and 160C ..... **A13797**<sup>Δ</sup> **56.99** ea.

## Dome Lamp Wood Block Bracket Set



- 30-31 3 brackets, Fordor Slant Windshield and Victoria ..... **A13790SWB**<sup>Δ</sup> **19.99** set



### Horn Assembly Illustration

Faded items are currently unavailable.

Label	Part	Part #	Pg	Label	Part	Part #	Pg	Label	Part	Part #	Pg
1	Horn screen	A13840AR	139	8	Horn terminal insulation block assembly	A13836	140	16	Horn adjusting bar spring	A13821	140
2	Horn projector and bell	A13807B	139	9	Horn ratchet tension spring	A13828	140	17	Horn adjusting bar cup	A13823	140
		A13807BTQ	139	11	Bracket	A13805	140	18	Adjustment screw	A13804	139
		A13807AM	139	12	Horn terminals	A13819	140	19	Horn motor cover	A13809AD	139
		A13807SW	139	13	Horn brush holder set	A13829	140			A13809FSP	139
3	Horn rim screw set	A13808BT	139	14	Horn brush and spring set	A13817/18	140		Reproduction Sparton horn plate	A13802	140
4	Horn diaphragm gasket	A13812	139	15	Horn adjusting screw bridge	A13825A	140	20	Horn data plate rivet set	A13803	140
5	Horn diaphragm	A13811	139			A13825B	140	21	Horn motor cover screw	A13809SC	139
6	Horn ratchet lock washer	A13827	139					22			
7	Horn motor diaphragm ratchet	A13826A	139								

© MAC's Antique Auto Parts

Horn Assemblies

Powder coated black, top quality, authentic "Ah-ooh-ga!," with bracket.

28-31 6-volt, 4.5-amps, "Sparton™" imprint .....**A13800A**<sup>Δ</sup> **289.99** ea.

28-31 Same as above, except Stewart Warner type .....**A13800ASW**<sup>Δ</sup> **302.99** ea.

28-31 12-volt, powder coated black, top quality, authentic "Ah-ooh-ga!," with bracket, the data plate will say "6 volt" so as to not compromise judging standards, "Sparton™" imprint.....**A13800B**<sup>Δ</sup> **292.99** ea.

28-31 Same as above, except Stewart Warner type .....**A13800BSW**<sup>Δ</sup> **315.99** ea.

### Wolf Whistle

This reproduction is billed as a "Blast From the Past" and produces the famous wolf call that always attracts attention. Simply attach it to a source of vacuum and you are on your way to laughs from your friends and catcalls from your "new" acquaintances.

ALL Wolf whistle .....**WOLF**<sup>Δ</sup> **66.99** kit

### Modern "Ah-ooh-ga" Horn

12-volt, 110 decibels of AH-OOH-GA-like sound, chrome motor cover, red projector, this is designed to fit most applications, includes bolt, nut, and wiring.

ALL .....**SR13802**<sup>Δ</sup> **29.99** ea.

## Horn Projectors and Bells



- 28-31 "Sparton"™ imprint, not a complete horn, plain steel ..... **A13807B**<sup>Δ</sup> **74.99** ea.  
 28-31 "Sparton"™ imprint, includes screen, powder coated black, a top-quality version of A13807B ..... **A13807BTQ**<sup>Δ</sup> **113.99** ea.



- 28-M30 "Ames" imprint, plain steel ..... **A13807AM**<sup>Δ</sup> **65.99** ea.  
 M28-31 "Stewart Warner" imprint, plain steel ..... **A13807SW**<sup>Δ</sup> **74.99** ea.

## Horn Rim Screw Set



- 28-31 6 bolts, 6 washers and 6 nuts ..... **A13808BT** @<sup>Δ</sup> **2.99** set

## Horn Motor Covers




- E28 Stamped "Adjust", "Ford" and "Sparton"™ ..... **A13809FSP**<sup>Δ</sup> **13.49** ea.  
 M28-L31 Stamped "Adjust", for Stewart Warner horns (not shown) ..... **28-72932**<sup>Δ</sup> **17.99** ea.  
 28-31 Stamped "Adjust" ..... **A13809AD**<sup>Δ</sup> **9.49** ea.  
 28-31 Stamped "Adjust" and "Sparton"™ ..... **A13809SP**<sup>Δ</sup> **8.99** ea.

## MAC's MODEL A SMART-BUY!

Save big with MAC's **MODEL A SMART-BUY** Kits!

### Horn Rebuild Kit



- 28-31 30 pieces, no armature or field coil .... **A13804S**<sup>Δ</sup> **24.99** kit  
 Please Note: Parts from this horn rebuild kit are also sold separately on pages 159-160 and are identified by a @.

## Horn Motor Cover Screw



- 28-31 ..... **A13809SC** @<sup>Δ</sup> **0.45** ea.

## Adjustment Screw



- 28-31 Special, adjust tone of horn ..... **A13804** @<sup>Δ</sup> **3.99** ea.

## Horn Screens



- 28-29 Flat screen with wire rim, show car quality, authentic ..... **A13840AR**<sup>Δ</sup> **6.99** ea.  
 28-31 Fits both original and replacement horns, steel mesh ..... **A13840** @<sup>Δ</sup> **2.49** ea.

## Horn Diaphragm



- 28-31 Spring steel ..... **A13811** @<sup>Δ</sup> **8.99** ea.

## Horn Diaphragm Gasket



- 28-31 Use one on each side ..... **A13812** @<sup>Δ</sup> **2.49** pr.

## Horn Motor Diaphragm Ratchet

Round serrated washer that rubs against the diaphragm metal tip that generates the vibration. Located at the end of the armature.



- 28-31 Heat-treated, Sparton™ and Stewart-Warner horns only ..... **A13826A**<sup>Δ</sup> **3.99** ea.

## Horn Ratchet Lock Washer



- 28-31 Special wide copper lock washer ..... **A13827**<sup>Δ</sup> **2.49** ea.



## Horn Ratchet Tension Spring



28-31 ..... **A13828<sup>A</sup>** 5.99 ea.

## Horn Brush and Spring Set



28-31 4 pieces ..... **A13817/18<sup>A</sup>** 7.99 set

## Horn Brush Holder Set (2 sets required)

Includes tension bus bar, insulating washers and screws.



28-31 5 pieces ..... **A13829<sup>A</sup>** 7.99 set

## Horn Terminal Contact

Fits inside the horn to receive the wires from the main wire harness.



28-31 Copper ..... **A13819<sup>A</sup>** 6.99 pr.

## Horn Terminal Insulation Block Assembly



28-31 7 pieces ..... **A13836<sup>A</sup>** 6.99 ea.

## Horn Adjusting Bar Spring



28-31 Applies tension to the bridge, used on all horns ..... **A13821<sup>A</sup>** 2.49 ea.

## Horn Adjusting Bar Cup



28-31 Serrated, for Sparton™ horns ..... **A13823<sup>A</sup>** 3.99 ea.

## Horn Adjusting Screw Bridges



28-31 Stewart Warner, 1-7/16" long ..... **A13825A<sup>A</sup>** 3.99 ea.

28-31 Sparton™, 1-11/16" long ..... **A13825B<sup>A</sup>** 3.99 ea.

## Reproduction Sparton™ Horn Plate



28-31 For top of back cover ..... **A13802<sup>A</sup>** 2.49 ea.

### Horn Data Plate Rivet Set



28-31 2 nickel split rivets ..... **A13803<sup>A</sup>** 0.95 set

## Horn Relay Switch

28-31 Provides maximum horn power



..... **A13802HR<sup>A</sup>** 26.99 ea.

## Horn Relay

28-31 12-volt, some horns draw a bigger load than Model A horn switches can handle, this will give you the power you need and the correct horn tone



..... **2Q-13853<sup>A</sup>** 24.99 ea.

## Horn Voltage Reducer

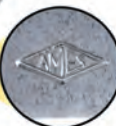
Allows use of original 6-volt horn when car is using a 12-volt system.



28-31 ..... **A13802R<sup>A</sup>** 28.99 ea.

## Horn Brackets

Bolts to the horn flange, then attaches to the headlight bar.



E28 Stamped "Ford", early 1928 ..... **28-72931<sup>A</sup>** 6.99 ea.

28-M30 Stamped "Ames", 28 through mid-30 Ames horns (shown) ..... **A13805AM<sup>A</sup>** 6.99 ea.

28-E30 Sparton™ or Stewart Warner, 1928 through April 1930, 1" wide across the headlight mounting holes (shown) ..... **A13805B<sup>A</sup>** 4.99 ea.

E30-31 Sparton™ or Stewart Warner, April 1930 through 1931, 1-1/8" wide across the headlight mounting holes ..... **28-72930<sup>A</sup>** 11.99 ea.

## Universal Horn Button Switch

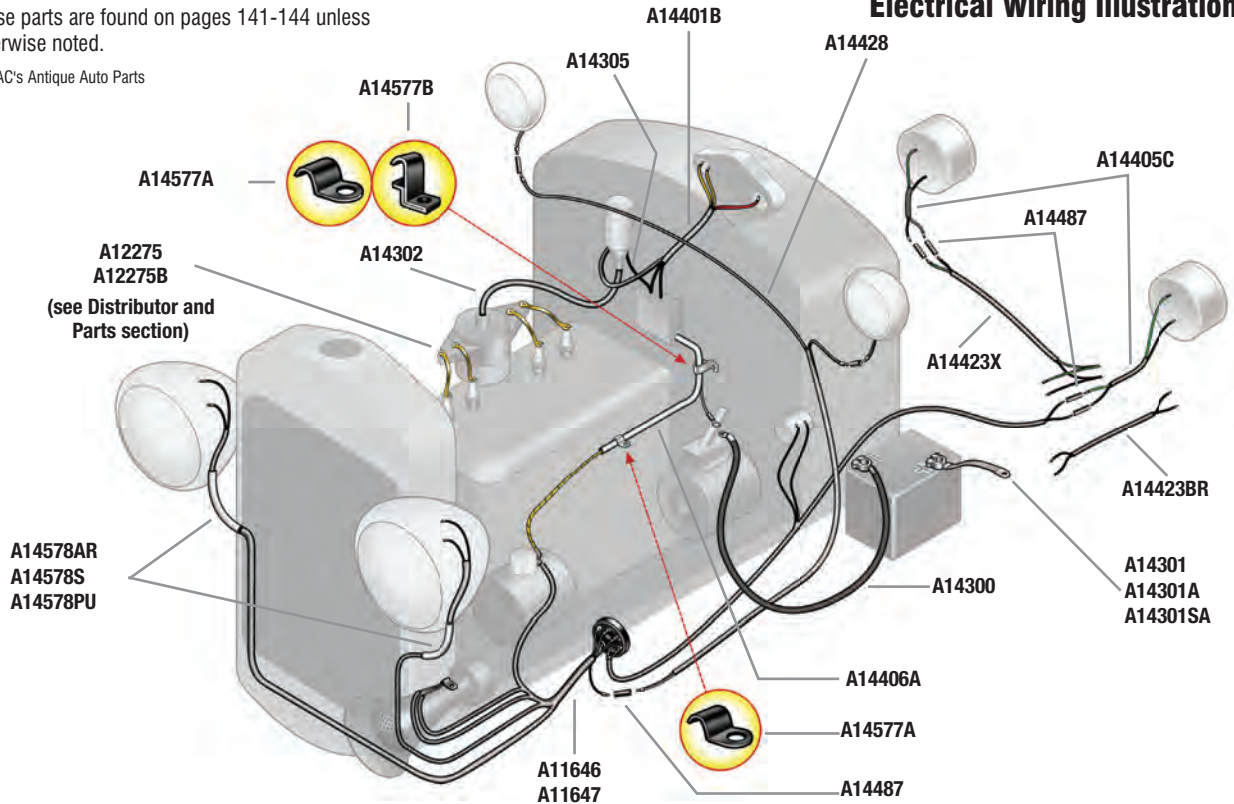


ALL Has 2 screw electrical terminals, satin finish stainless steel with black button, includes 2 screws ..... **3627-UNIV<sup>A</sup>** 7.99 ea.

These parts are found on pages 141-144 unless otherwise noted.

© MAC's Antique Auto Parts

## Electrical Wiring Illustration



## Electrical Wiring Diagrams

Large color-coded, detailed drawing, shows exact connections.

- |       |                                  |                             |                 |
|-------|----------------------------------|-----------------------------|-----------------|
| 28-31 | For cars with cowl lamps.....    | <b>A14000/1<sup>Δ</sup></b> | <b>7.49</b> ea. |
| 28-31 | For cars without cowl lamps..... | <b>A14000/2<sup>Δ</sup></b> | <b>7.49</b> ea. |



## Coil-to-Distributor Wires

- |       |  |                            |                 |
|-------|--|----------------------------|-----------------|
| 28-31 | Original-style, 11-3/4" long.....                  | <b>A14302<sup>Δ</sup></b>  | <b>4.99</b> ea. |
| 28-31 | Modern, rubber boots installed, 17-1/2" long ..... | <b>A14302M<sup>Δ</sup></b> | <b>4.99</b> ea. |



## Coil-to-Terminal Block Wire

- |       |  |                           |                 |
|-------|--|---------------------------|-----------------|
| 28-31 | 5" long, crimped on terminal ends..... | <b>A14305<sup>Δ</sup></b> | <b>4.99</b> ea. |
|-------|--|---------------------------|-----------------|



## Electric Wiper Wire

- |       |   |                           |                 |
|-------|---|---------------------------|-----------------|
| 28-31 | Terminal box to electric wiper motor, original, 86" long..... | <b>A14310<sup>Δ</sup></b> | <b>7.99</b> ea. |
|-------|---|---------------------------|-----------------|



## Cowl Wire Harness

- |       |                                       |                            |                  |
|-------|---------------------------------------|----------------------------|------------------|
| 28-31 | Terminal box to dash instruments..... | <b>A14401B<sup>Δ</sup></b> | <b>20.99</b> ea. |
|-------|---------------------------------------|----------------------------|------------------|



## Cowl Lamp Crossover Wire

- |       |   |                           |                  |
|-------|---|---------------------------|------------------|
| 28-31 | Connects cowl lights to main harness..... | <b>A14428<sup>Δ</sup></b> | <b>17.99</b> ea. |
|-------|---|---------------------------|------------------|



## Cowl Lamp Crossover Wire Loom

- |       |   |                           |                 |
|-------|---|---------------------------|-----------------|
| 28-31 | Used to protect the above wire, 4 foot long piece ..... | <b>A14429<sup>Δ</sup></b> | <b>3.99</b> ea. |
|-------|---|---------------------------|-----------------|



## Lighting Wire Harnesses

- |       |   |                            |                   |
|-------|---|----------------------------|-------------------|
| 28-31 | With cowl lamps, for 1-bulb system.....                                       | <b>A11646<sup>Δ</sup></b>  | <b>75.99</b> ea.  |
| 28-31 | With cowl lamps, for 1-bulb system, with accessory turn signal wiring.....    | <b>A11646T<sup>Δ</sup></b> | <b>193.99</b> ea. |
| 28-31 | Without cowl lamps, for 2-bulb system .....                                   | <b>A11647<sup>Δ</sup></b>  | <b>76.99</b> ea.  |
| 28-31 | Without cowl lamps, for 2-bulb system, with accessory turn signal wiring..... | <b>A11647T<sup>Δ</sup></b> | <b>203.99</b>     |



## Taillight Wire

1 green for stop light, 1 black for taillight, with loom, springs and washers. Extends out the back of the taillight to make the connection.

28-31 Pig tail, with loom ..... **A14405C<sup>Δ</sup>** 9.99 ea.

## Cut-Out to Terminal Wires

30-31 Flexible loom ..... **A14406A<sup>Δ</sup>** 14.99 ea.

## Taillight Crossover Wire

28-31 Use between taillights ..... **A14423X<sup>Δ</sup>** 21.99 ea.

28-E30 Used thru February 1930, as original, in black primer metal tube ..... **28-875964** 18.99 ea.

## Taillight Extension Wire

30-31 For pickup and Panel Delivery ..... **A14423BR<sup>Δ</sup>** 39.99 ea.

## Terminal Boxes

With cover and brass-plated wing nuts.

28-31 With "Ford" script ..... **A14560S<sup>Δ</sup>** 13.99 ea.  
 28-31 Non-script ..... **A14560<sup>Δ</sup>** 8.99 ea.

### Terminal Box Lids Only

28-31 With "Ford" script ..... **A14561LS<sup>Δ</sup>** 5.99 ea.  
 28-31 Non-script ..... **A14561L<sup>Δ</sup>** 3.99 ea.

### Terminal Box Mounting Screw and Lock Washer Set

28-31 8 pieces, mounts to firewall ..... **A14560MB<sup>Δ</sup>** 0.99 set

### Wing Nut for Terminal Box (2 required)

28-31 Brass-plated ..... **A14561WN<sup>Δ</sup>** 1.99 ea.

# MAC's MODEL A SMART-BUY!

Save big with MAC's **MODEL A SMART-BUY** Kits!

## Complete Wire and Lighting Harness Kit, for Cars WITH Cowl Lamps

Includes 1 each (unless otherwise noted) of the following: harness—1-bulb with cowl lights (A11646) 28-31, wiring diagram (A14000/1), battery cable (A14300), battery-to-ground strap (A14301), coil-to-distributor wire (A14302), coil-to-terminal block wire (A14305), cowl wire harness (A14401B), taillight crossover wire (A14423X), cowl lamp crossover wire (A14428), 10 wire ends (A14461), wire clip set (A14585S), 10 wire connector-sleeve assemblies (A14487). Horn and ammeter gauge wiring not currently available.

28-31 Complete lighting harness kit with cowl lights ..... **A11646KT<sup>Δ</sup>** 152.99 kit

## Complete Wire and Lighting Harness Kit, for Cars WITHOUT Cowl Lamps

Includes 1 each (unless otherwise noted) of the following: harness—2-bulb without cowl lights (A11647), wiring diagram (A14000/2), battery cable (A14300), battery-to-ground strap (A14301), coil-to-distributor wire (A14302), coil-to-terminal block wire (A14305), taillight crossover wire (A14423X), 10 wire ends (A14461), wire clip set (A14585S), 10 wire connector-sleeve assemblies (A14487). Horn and ammeter gauge wiring not currently available.

28-31 Complete lighting harness kit without cowl lights ..... **A11647KT<sup>Δ</sup>** 137.99 kit





## Battery Cable

Original type, braided cover, correct clamp.



28-34 19" long..... **A14300<sup>A</sup>** **20.99** ea.

## Ground Straps



28-34 Braided, 7-3/4" long..... **A14301<sup>A</sup>** **12.99** ea.



28-31 Flat copper, multi-layer, 4" long..... **A14301SA<sup>A</sup>** **22.99** ea.

## Battery Ground Strap to Frame Bolts, Nuts and Washers



28-E30 Original special head-style..... **A14301AME<sup>A</sup>** **5.99** ea.

M30-31 Original-style..... **A14301AML<sup>A</sup>** **0.95** ea.

28-31 Replacement-style..... **A14300MB<sup>A</sup>** **2.49** ea.

## Battery Cable Support and Grommet

On clutch housing, prevents cable from rubbing against the pedals, causing a short.



28-31 ..... **A14550<sup>A</sup>** **3.99** ea.

## Battery Disconnect Switches

Good safety item that disconnects electrical current, eliminating theft, battery drain and fires.



ALL Attach to the battery post and when you leave the car, unscrew the knob **A14300C<sup>A</sup>** **13.99** ea.

ALL Installs in frame or floorboards, heavy-duty..... **A14300D<sup>A</sup>** **24.99** ea.

## Battery Disconnect Mounting Bracket

For A14300D. Mounts on the bottom starter bolt and clears steering column and frame.

ALL ..... **A14300DB<sup>A</sup>** **8.99** ea.

## Battery Disconnect Switch Cable

For A14300D and A14300DB. This 16" long cable connects the disconnect switch to the starter switch.

ALL ..... **A14300SC<sup>A</sup>** **12.99**



## Conduit Sets

Chromed ferrules, 3 pieces: 2 for the headlights, 1 for the horn.



E28 Chrome, 1/2" diameter..... **A14578AR<sup>A</sup>** **17.99** set

28-31 Stainless steel, 9/16" diameter..... **A14578S<sup>A</sup>** **12.99** set

Chromed ferrules, 2 pieces. For taillights.



28-31 Stainless steel, 18" long, pickup..... **A14578PU<sup>A</sup>** **11.99** pr.

## Headlight Conduit Ferrule (2 required)



29-31 Holds the headlight conduit to the headlight socket, comes with conduit set, stainless steel..... **A14581<sup>A</sup>** **5.99** ea.

## Wire End (as required)

Special bullet metal ends for harness wires, crimp or solder on.



28-31 ..... **A14461<sup>A</sup>** **1.99** ea.

## Wire Terminals (as required)



28-31 Loop type, fits 10-20-gauge wire..... **A14462<sup>A</sup>** **1.99** ea.

28-31 Flag-style loop type, fits 10-16-gauge wire... **A14464<sup>A</sup>** **3.99** ea.

## Wire Connector Sleeves (as required)




28-31 Used to connect one harness to another, black..... **A14487<sup>A</sup>** **0.59** ea.

ALL Same as above, except 4-way, double-ended..... **59A-14487<sup>A</sup>** **3.99** ea.

## Cloth Covered Primary Wire (as required)

#16 cloth covered primary wire, sold by the foot.



ALL Green..... **CLOTHWIRE/GRN<sup>A</sup>** **1.99** ft.

ALL Blue..... **CLOTHWIRE/BLU<sup>A</sup>** **1.99** ft.

ALL Black..... **CLOTHWIRE/BLK<sup>A</sup>** **1.99** ft.

ALL Red (shown)..... **CLOTHWIRE/RED<sup>A</sup>** **1.99** ft.

ALL Yellow..... **CLOTHWIRE/YLW<sup>A</sup>** **1.99** ft.

ALL Black with yellow tracer (shown)..... **CLOTHWIRE/BY<sup>A</sup>** **1.99** ft.

ALL Black with red tracer (shown)..... **CLOTHWIRE/BR<sup>A</sup>** **1.99** ft.

ALL Black with green tracer (shown)..... **CLOTHWIRE/BG<sup>A</sup>** **1.99** ft.

## Wire Loom (as required)

Hollow, black flexible cloth loom, sold by the foot.



ALL 1/4" ID..... **V14597B<sup>A</sup>** **0.99** ft.

ALL 5/16" ID..... **V14597C<sup>A</sup>** **0.99** ft.

ALL 1/2" ID..... **V14597D<sup>A</sup>** **0.99** ft.

## Permatex Dielectric Tune-up Grease

ALL Protects electrical connections and wiring from corrosion, use on electrical connections, spark plug boots, light bulbs and battery terminals, .33 oz.



..... **RSP104<sup>A</sup>** **6.99** ea.

## Wire Clips



**BUY a KIT and \$AVE**

- 28-31 Frame type, 10 clips ..... **A14585S<sup>A</sup>** **2.99** set  
 28-31 Same as above, except sold each..... **A14585<sup>A</sup>** **0.49** ea.  
 29-31 Keeps headlight wiring away from the upturned edge of the engine pan, located under the left front hood latch, April 29-31 ..... **A14590<sup>A</sup>** **3.49** ea.  
 28-31 Holds taillight wire to bottom of wood sub-rails, with bolt (2 sets required) ..... **A14592<sup>A</sup>** **3.99** set



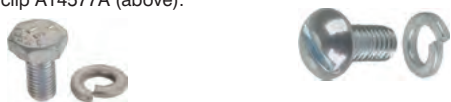
- 28-31 For taillight loom, small ..... **A14565<sup>A</sup>** **3.99** ea.  
 28-E29 For drum taillight, holds wire to bottom of wood subrail (2 pair required)..... **A14595<sup>A</sup>** **3.99** pr.  
 28-29 Holds switch cable, mounts on firewall,



- for steel conduit, with bolt ..... **A14577B<sup>A</sup>** **2.49** set  
 28-31 Hooks under hood handle and holds the main lighting wire harness onto the left frame rail under the hood latch ..... **A14598<sup>A</sup>** **2.49** ea.  
 28-31 On water inlet and on firewall ..... **A14577A<sup>A</sup>** **1.99** ea.

## Wire Clip Mounting Bolt and Washer Sets


For wire clip A14577A (above).



- 28-31 Holds clip to water inlet..... **A14576MB<sup>A</sup>** **0.99** ea.  
 28-31 Original-style, paint black..... **A14577ALMB<sup>A</sup>** **2.49** set

## Cowl Lamp Wire Supports and Grommets (3 required)

These two "L" shaped wire brackets are used to support the cowl light wire on all cars and the vacuum line on open cars. 3 of these are used on closed cars; one at each inside top corner of the cowl (secured by the cowl welting screw and the inside top left terminal box screw). Open cars used 2 brackets for cowl light wires, at each inside top corner of the cowl (secured by the top rivet of the cowl brace). 3 brackets are also required for the vacuum line, one at the top left terminal box screw, left cowl welt screw and on the rear most gas tank clamp. For 30-31 cowl light wires, a black lacquered loom covered the wire from cowl light to cowl light and the rubber grommet in the bracket was not used. Mounts on firewall.



**A14593A**



**A14593**

- 28-29 ..... **A14593A<sup>A</sup>** **3.99** ea.  
 30-31 ..... **A14593<sup>A</sup>** **3.99** ea.

## Top Kick Panel Retaining Clip and Dome Light Wire Clip (2 required)

Grommet holder for wiper and/or dome light wires and holds the top of the kick panel in place. Held in place by a bolt that holds the gas tank to the cowl.

- 28-29 With rubber grommet..... **A14593AR<sup>A</sup>** **5.99** ea.



## Firewall Rubber Grommet Sets

6 pieces: 1 for the starter rod, 2 for the choke end, 1 for the ignition cable rod, 1 at the terminal box and 1 at the firewall for the speedometer cable.



- 28-31 6 pieces ..... **A14600AS<sup>A</sup>** **6.99** set  
 L31 7 pieces, same as above, plus a grommet for the indented firewall for the gas shut-off valve..... **A14600BS<sup>A</sup>** **9.99** set

## Rubber Grommets



- 28-31 Large, for battery switch cable, also a replacement for A14550 ..... **A11580<sup>A</sup>** **2.49** ea.  
 28-31 Same as above, except 100% authentic version ..... **A14561ORG<sup>A</sup>** **19.99** ea.  
 28-31 For speedometer cable housing, located at the firewall below the choke ..... **B14567B<sup>A</sup>** **2.49** ea.

## Radiator Shell Rubber Grommet Sets

For headlight and horn holes.



- 28-29 3 pieces ..... **A8210AS<sup>A</sup>** **4.99** set  
 30-31 3 pieces ..... **A8210BS<sup>A</sup>** **2.99** set

## Headlamp Plugs

28 lights used a 2-hole plug and 29-31 used a 3-hole plug. When the wires come out of the conduit, separate them into the plug; this aligns the wires with the socket in the headlight. Be sure the measurement from the back of the plug to the end of the wire top is .680". Reproduction wire ends are too long on some brands; this causes the socket spring to bow and short out the wiring. Our main wiring harness has the correct end. Drill the hole in the plastic deeper to recess the wire end to give the proper distance of .680" or 11/16". The 1928-style plugs include 4 special brass terminals and screws with 2 plugs.

### 2-Hole Type

Original-style black plastic inserts that fit into the base of a 1-bulb headlight where the wires come together, preventing them from shorting out. 1 pair does one car.



- E28 With brass terminal and screws..... **A14584AR<sup>A</sup>** **9.49** pr.  
 E28 Plug only (2 required) ..... **A14584A<sup>A</sup>** **2.49** ea.

### 3-Hole Type (2 required)

Use with 2-bulb headlight, black plastic inserts that fit into the base of the headlight where the wires come together, preventing them from shorting out.



- 28-31 ..... **B14584<sup>A</sup>** **3.99** ea.

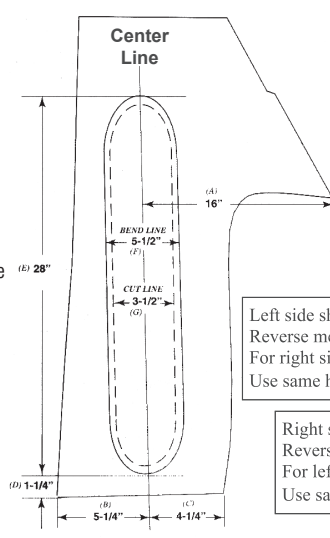


**1928–29**

1. Construct a full 28" long well hole pattern for the fender well in accordance with Figure 1.
2. Remove all paint from the fender. NOTE: All measurements and pattern location on the fender should be made with the fender removed from the vehicle.
3. Determine pattern center line on the fender using measurements A, B and C.
4. Draw full length center line with scribe or chalk.
5. Locate the pattern top and bottom using measurements D and E.
6. Position the pattern on the fender, aligned with the center line and scribe a line around the full pattern (bend line).
7. Scribe a 1" line inside the bend line to establish the cut line. NOTE: Verify all measurements before cutting well opening.
8. Cut along inside the cut line (G) to remove well opening.
9. Bend the inside flange down at at 45° angle and tack weld the well in place from the back side, at the top, bottom and sides in 4 or 5 places. Using a torch, body dolly and hammer, slowly form the inside flange against the fender well, forming a straight line at the bend along both sides.
10. After the flange has been fully formed against the well to the fender form the back side about every 4" along the well flange.

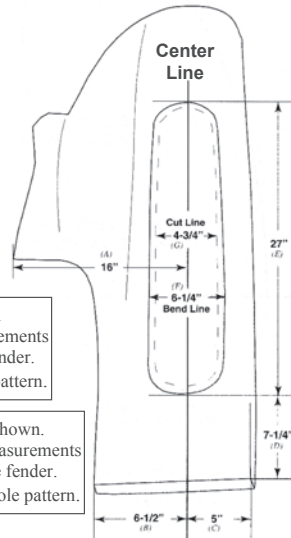
# FENDER WELL INSTALLATION

## 1928–29 1930–31

**Figure 1**

Left side shown.  
Reverse measurements  
For right side fender.  
Use same hole pattern.

Right side shown.  
Reverse measurements  
For left side fender.  
Use same hole pattern.

**Figure 2**

**Please note: All measurements on 1928–29 and 1930–31 fender well diagrams are to be used as guidelines.**

**We cannot be responsible for damaged fenders.**

**1930–31**

1. Construct a full 27" long well hole pattern for the fender well in accordance with Figure 2.
2. Remove all paint from the fender. NOTE: All measurements and pattern location on the fender should be made with the fender removed from the vehicle.
3. Determine pattern center line on the fender using measurements A, B and C.
4. Draw full length center line with scribe or chalk.
5. Locate the pattern top and bottom using measurements D and E.
6. Position the pattern on the fender, aligned with the center line and scribe a line around the full pattern (bend line).
7. Scribe a 3/4" line inside the bend line to establish the cut line. NOTE: Verify all measurements before cutting well opening.
8. Cut along inside the cut line (G) to remove well opening.
9. Bend the inside flange down at at 45° angle and tack weld the well in place from the back side, at the top, bottom and sides in 4 or 5 places. Using a torch, body dolly and hammer, slowly form the inside flange against the fender well, forming a straight line at the bend along both sides.
10. After the flange has been fully formed against the well to the fender form the back side about every 4" along the well flange.

*The measurement guidelines listed above have been reprinted with exclusive permission from Les Andrews, author of the two fine Model A how-to books, listed below. The specifications above are from his Handbook Volume II.*

**Spare Tire Side Mount Fender Wells** (as required)

Side mounts have been a very popular option for collectors since the earliest days of the hobby. At the Ford factory, when only one side mount spare was used, it was normally placed on the driver's side. Cars with dual side mount spares were somewhat uncommon and eventually became rare and desirable for collectors. Thus passenger side front fenders with spare tire wells have long been expensive and hard to find.


Today MAC's is proud to offer these beautiful steel fender wells for easy installation into your steel front fenders, left or right. Now restorers often opt for the classic look of dual side mounted spare tires on any Model A; especially so with Roadsters. Go for it!

28-29	Steel, with lip for welding	A1410/289 <sup>Δ</sup>	49.99 ea.
30-31	Steel, with lip for welding	A1410/301 <sup>Δ</sup>	56.99 ea.

**Model A Ford Mechanic's Handbook—Volume 1 and 2**

Two terrific resources of how-to information on the Model A, with step-by-step instructions from Les Andrews! Volume 1 includes 47 pages of engine rebuilding information. Additionally, there are separate sections on carburetors, distributors, cylinder head and camshafts. Of course, there are hundreds of pages on other Model A subjects, like electrical, transmission, brakes, steering, fuel system, window regulators, etc. Volume 2 tackles 6-to-12-volt conversion, high compression heads, balancing, downdraft carburetors and much more. Plus, huge sections on Model A body restoration, wood repair and replacement and too much more to list. Add both of these great books to your library.

28-31	400 pages, 500+ illustrations, A Must Buy!	AMH <sup>Δ</sup>	35.99 ea.
28-31	300 pages, 700+ illustrations, A Must Buy!	AMH2 <sup>Δ</sup>	29.99





## Steel Front Fenders

Made in the USA with 19-gauge steel as original. Die stamped one piece steel. Wire beaded and serrated as original. Most mounting holes drilled. Feedback from our customers has been very favorable. Like any new steel body part, some fitting might be required, especially with regard to bolt-hole alignment, etc. This is true when aligning with other reproduction sheet metal, or even 80-year old used Ford parts. Steel front fenders are for all models.



- |       |                      |                         |            |
|-------|----------------------|-------------------------|------------|
| 28-29 | Right, plain (shown) | A16005ASTL <sup>Δ</sup> | 549.99 ea. |
| 28-29 | Left, plain          | A16006ASTL              | 549.99 ea. |



- |       |                      |                         |            |
|-------|----------------------|-------------------------|------------|
| 30-31 | Right, plain (shown) | A16005BSTL <sup>Δ</sup> | 549.99 ea. |
| 30-31 | Left, plain          | A16006BSTL <sup>Δ</sup> | 549.99 ea. |

## Fiberglass Front Fenders

These fiberglass fenders are the finest available. They are all hand-laminated with fiberglass mat and special resins to achieve the optimum in strength. Fiberglass front fenders are for all models.



- |       |   |                       |            |
|-------|---|-----------------------|------------|
| 28-29 | Right, plain (shown)                    | A16005A <sup>Δ</sup>  | 462.99 ea. |
| 28-29 | Left, plain (shown)                     | A16006A <sup>Δ</sup>  | 462.99 ea. |
| 28-29 | Right, with stock spare tire wheel well | A16035A <sup>Δ</sup>  | 507.99 ea. |
| 28-29 | Left, with stock spare tire wheel well  | A16036A <sup>Δ</sup>  | 507.99 ea. |
| 1930  | Right, plain                            | A16005C <sup>Δ</sup>  | 462.99 ea. |
| 1930  | Left, plain                             | A16006C <sup>Δ</sup>  | 462.99 ea. |
| 1931  | Right, plain                            | A16005D <sup>Δ</sup>  | 462.99 ea. |
| 1931  | Left, plain                             | A16006D <sup>Δ</sup>  | 462.99 ea. |
| 1930  | Right, with stock spare tire wheel well | A16035C6 <sup>Δ</sup> | 558.99 ea. |
| 1930  | Left, with stock spare tire wheel well  | A16036C6 <sup>Δ</sup> | 558.99 ea. |
| 1931  | Right, with stock spare tire wheel well | A16035D6 <sup>Δ</sup> | 558.99 ea. |
| 1931  | Left, with stock spare tire wheel well  | A16036D6 <sup>Δ</sup> | 558.99 ea. |

## Important Information and Policies Regarding MAC's Fenders



*All fenders are shipped in boxes to avoid damage. Front fenders are shipped conventionally or by truck. MAC's will choose the method necessary to accommodate the size of the fender(s) ordered. For example, rear fenders will be shipped by truck. All truck freight fees are calculated at the time of purchase. Online orders will show estimates. You will be contacted with the exact amount prior to shipment unless actual cost is the same or less.*

*Do not paint your new fenders until you have test-fitted them. Indeed, all body parts require some attention before being ready to paint. If any fitting work is needed, you don't want to damage the paint, or contaminate it with oil. (Also, painted fenders cannot be returned, for obvious reasons.) With this in mind, it is wise to test fit your new fenders as soon as you receive them. When you have everything aligned properly and are satisfied with the fit, be sure to thoroughly clean the fenders with a degreasing solution prep to remove any oily residue. Don't delay getting started on test-fitting because bare steel fenders will rust almost instantly and rusted parts cannot be returned.*

## MAC's Best Seller

### Fender Welting

If you are totally restoring your car, or simply doing a repaint, the job is not quite complete without the highly visible fender welting. This finishing touch, now available in original black or chrome-like appearance, not only looks great, but protects the vulnerable fender-to-body seam from dirt and corrosion. 25' roll, enough for one car, 3/16" bead.



- |       |  |                      |            |
|-------|--|----------------------|------------|
| 28-31 | Black coated finish, crushed grain ... | A16070B <sup>Δ</sup> | 14.99 ea.  |
| 28-31 | Chrome-like finish.....                | A16070C <sup>Δ</sup> | 34.99 roll |

**NOTE:** Not all fenders are stocked. Non-stocked fiberglass fenders are special order. Please allow at least 3 to 4 weeks for special order delivery.



*All fenders are oversized and require additional shipping charges.*



## Fiberglass Rear Fenders



28-29	Right, Coupe, Roadster, Cabriolet and pickup	<b>A16160A<sup>A</sup></b>	<b>335.99</b> ea.
28-29	Left, Coupe, Roadster, Cabriolet and pickup	<b>A16161A<sup>A</sup></b>	<b>335.99</b> ea.
28-29	Right, Sedan and Standard Phaeton, and Station Wagon	<b>A16310A<sup>A</sup></b>	<b>335.99</b> ea.
28-29	Left, Sedan and Standard Phaeton, and Station Wagon	<b>A16311A<sup>A</sup></b>	<b>335.99</b> ea.
30-31	Right, Coupe, Roadster and Cabriolet, 30-E31 narrow box pickup	<b>A16160B<sup>A</sup></b>	<b>335.99</b> ea.
30-31	Left, Coupe, Roadster and Cabriolet, 30-E31 narrow box pickup	<b>A16161B<sup>A</sup></b>	<b>335.99</b> ea.
30-31	Right, Tudor, Fordor and Standard Phaeton, Victoria, 400-A and Station Wagon, except 180-A	<b>A16310B<sup>A</sup></b>	<b>281.99</b> ea.
30-31	Left, Tudor, Fordor and Standard Phaeton, Victoria, 400-A and Station Wagon, except 180-A	<b>A16311B<sup>A</sup></b>	<b>281.99</b> ea.
L31	Right, wide box pickup	<b>A16168AW<sup>A</sup></b>	<b>335.99</b> ea.
L31	Left, wide box pickup	<b>A16189AW<sup>A</sup></b>	<b>335.99</b> ea.

## Fender Braces

### Front Fender Braces (2 required)



28-29	Pressed steel, original for 29, will fit on 28.....	<b>A16025AP<sup>A</sup></b>	<b>44.99</b> ea.
30-31	Pressed steel.....	<b>A16025B<sup>A</sup></b>	<b>44.99</b> ea.

### Rear Fender Braces (2 required)



E28	Cast iron, Coupe, Roadster and pickup.....	<b>A16180AR<sup>A</sup></b>	<b>38.99</b> ea.
M28-31	Pressed steel, Coupe, Cabriolet, Roadster and narrow bed pickup.....	<b>A16180A<sup>A</sup></b>	<b>14.99</b> ea.



L31	Pressed steel, wide box pickup.....	<b>A16180E<sup>A</sup></b>	<b>18.99</b> ea.
28-31	Pressed steel, Sedan.....	<b>A16340B<sup>A</sup></b>	<b>16.49</b> ea.

Here is the correct fender brace just for Tudor and Phaeton rear fenders. Many have had to modify the more common Coupe, Roadster or pickup brace but we now have the correct thing. These are sold each, so order two if you need both sides. These are stamped steel like the originals, and will provide the same type of support.

30-31	Tudor and Phaeton.....	<b>28-374568<sup>A</sup></b>	<b>14.99</b> ea.
-------	------------------------	------------------------------	------------------

## Front Fender Dimple Hole Patch Kits



30-31	4 pieces, to be welded in.....	<b>A16000S<sup>A</sup></b>	<b>10.99</b> kit
28-31	4 pieces, can be placed under screw head.....	<b>A16000<sup>A</sup></b>	<b>7.99</b> kit

## Fender Edge Bracket (4 required)

Forged steel, tack weld in place, located on the inside of the fender bead.



28-31	Front and rear.....	<b>A16100<sup>A</sup></b>	<b>5.99</b> ea.
-------	---------------------	---------------------------	-----------------

## Rear Wheel Housing Stud Set

(2 sets required)



Protrudes from body for the fender to mount to.

28-31	4 pieces.....	<b>A16190<sup>A</sup></b>	<b>2.99</b> set
-------	---------------	---------------------------	-----------------

## Fender Bolt Sets

The fender bolt sets below contain all bolts, nuts and washers required to mount all 4 fenders to the brackets, body and ends of running boards. These are top-quality, 100% authentic kits, not just a mix of generic hardware. Also order A16452 or A16453 to mount the running boards to their brackets and A16027MB, A16028MB or A16181MB to mount braces to the frame.



28-29	182 pieces.....	<b>A16075AO<sup>A</sup></b>	<b>15.99</b> set
1930	Original black oxide finish, 162 pieces.....	<b>A16075BO<sup>A</sup></b>	<b>16.99</b> set



1931	Original black oxide finish, 178 pieces.....	<b>A16075CO<sup>A</sup></b>	<b>15.99</b> set
------	--	-----------------------------	------------------

## Fender Edge to Bracket Mounting Sets (2 sets required)



28-31	Black oxide, 2 bolts, 2 nuts and 2 washers.....	<b>A16100MB<sup>A</sup></b>	<b>1.99</b> set
28-31	Same as above, except stainless steel.....	<b>A16100MBS<sup>A</sup></b>	<b>2.99</b> set

## Fender Brace Bolt and Nut Sets

### Front Bolt, Nut and Washer Sets



28-29	Front with washer, 18 pieces.....	<b>A16027MB<sup>A</sup></b>	<b>6.99</b> set
30-31	Front with washer, 18 pieces.....	<b>A16028MB<sup>A</sup></b>	<b>6.99</b> set

Does 2 braces, not for Pickups.

E28	Rear with washer, for cast iron braces A16180AR, 18 pieces.....	<b>A16181MBCB<sup>A</sup></b>	<b>5.99</b> set
-----	---	-------------------------------	-----------------



28-31	Rear, 12 pieces.....	<b>A16181MB<sup>A</sup></b>	<b>3.99</b> set
28-E31	Rear, Closed Cab Pickup, 16 pieces..	<b>A16181MBPU<sup>A</sup></b>	<b>5.99</b> set

## "Ford" Script Mud Flap

Does not come with mounting brackets. A great accessory!



ALL	Black rubber (2 required).....	<b>A16155<sup>A</sup></b>	<b>25.99</b> ea.
-----	--------------------------------	---------------------------	------------------

## Complete Passenger Car Running Boards



- 28-29 Good reproduction, zinc trim, ribbed rubber mat installed ..... **A16450AS<sup>Δ</sup>** **292.99** pr.  
 28-29 Same as above, except with stainless steel trim ..... **A16450ASSS<sup>Δ</sup>** **292.99** pr.



- 1930 Good reproduction, satin finish zinc trim, pyramid rubber mat (shown) ..... **A16450BS<sup>Δ</sup>** **310.99** pr.  
 1930 Same as above, except with satin finish stainless steel trim ..... **A16450BSSS<sup>Δ</sup>** **304.99** pr.  
 1930 Same as A16450BS above, except with splash shields spot-welded on ..... **A16450BSS<sup>Δ</sup>** **406.99** pr.




- 1931 Good reproduction, satin finish zinc outer trim, pyramid mat with smooth perimeter (shown) ..... **A16450CSG<sup>Δ</sup>** **272.99** pr.  
 1931 Same as above, except with satin finish stainless steel outer trim ..... **A16450CSGSS<sup>Δ</sup>** **302.99** pr.

### Running Boards Only



- 28-29 Welded steel ..... **A16449A<sup>Δ</sup>** **192.99** pr.  
 30-31 Welded steel ..... **A16449B<sup>Δ</sup>** **192.99** pr.

## Pickup Running Boards



- 28-29 100% authentic, "Ford" script, steel ..... **A16450DS<sup>Δ</sup>** **287.99** pr.  
 30-31 100% authentic, steel ..... **A16450ES<sup>Δ</sup>** **285.99** pr.

### AA Trucks

- 28-29 Long, 69-3/4" long ..... **A16451BL<sup>Δ</sup>** **550.99** pr.  
 30-31 Short, 29-1/2" long ..... **A16451C<sup>Δ</sup>** **252.99** pr.

## Running Board Bolt Sets



- 28-29 (4) 1-3/16" long bolts, (4) 3/4" long bolts, special high crown bolts, nuts and washers, 24 pieces ..... **A16452<sup>Δ</sup>** **5.99** set  
 30-31 3/4" long, 24 pieces ..... **A16453<sup>Δ</sup>** **9.99** set

### Running Board Bolts Only (8 required)



- 28-29 Special high crown, 1-3/16" long ..... **A16452B<sup>Δ</sup>** **2.49** ea.  
 28-31 Special high crown, 3/4" long ..... **A16453B<sup>Δ</sup>** **0.99** ea.

## Running Board Brackets


Ford used forged running board braces in 1928 through March 1929. They are currently not being reproduced, but these pressed steel versions fit and work the same. Attaches to the frame to support the running board.



- 28-31 Front right or left, pressed steel (2 required) ..... **A5125A<sup>Δ</sup>** **29.99** ea.  
 28-31 Rear right, pressed steel ..... **A5130B<sup>Δ</sup>** **29.99** ea.  
 28-31 Rear left, pressed steel ..... **A5130A<sup>Δ</sup>** **29.99** ea.

## Running Board Rubber Matting

Comes with peel-off sticky backing, adhesive is not required, but is still recommended, use RSP53 adhesive listed below.



- 28-29 Black, ribbed design, 2 pieces, 45" x 9-1/4" ..... **A16455RM<sup>Δ</sup>** **44.99** pr.  
 30-31 Black, pyramid design, 2 pieces, 39-1/4" x 11-1/4" tapering to 9" ..... **A16455PM<sup>Δ</sup>** **44.99** pr.  
 1931 Black, pyramid design with half-round rubber trim, 2 pieces, 39" x 11-1/8" tapering to 8-3/4" ..... **A16455/58<sup>Δ</sup>** **127.99** pr.

### Running Board Half-Round Rubber Trim Set

There is a 1/4" wide, half-round rubber bead on the ends and inside edge of 1931 running boards. After you glue the mat to the boards, take a router to cut the tops off to make the mat flat for this rubber trim.



- 1931 End and inside, does both running boards ..... **A16458<sup>Δ</sup>** **7.99** set

### Running Board Contact Cement



- ALL 1 pint can \* ..... **RSP53<sup>Δ</sup>** **16.99**

**\*HAZARDOUS MATERIAL**—can only be shipped by ground/surface within the U.S. because of government regulations.



truck freight—requires additional shipping charges



oversize/overweight—requires additional shipping charges



Prop 65 warning for California residents, see inside front cover for details



Model A



prices subject to change • check MacsAutoParts.com for the latest prices

## Running Board Trim Sets

The original trim was zinc, but we also offer trim in stainless steel. 1931 running boards used trim on the outside portion. These are made to fit reproduction running boards only.

28-29	Zinc, 8 pieces .....	<b>A16462AZ</b> <sup>Δ</sup>	<b>71.99</b> set
	28-29 Same as above, except stainless steel .....	<b>A16462AS</b> <sup>Δ</sup>	<b>71.99</b> set
1930	Zinc, 8 pieces .....	<b>A16462CZ</b> <sup>Δ</sup>	<b>71.99</b> set
	1930 Same as above, except stainless steel .....	<b>A16462CSS</b> <sup>Δ</sup>	<b>71.99</b> set



1931	Zinc, 2 pieces .....	<b>A16462CIZ</b> <sup>Δ</sup>	<b>50.99</b> set
1931	Same as above, except stainless steel .....	<b>A16462CIS</b> <sup>Δ</sup>	<b>51.99</b> set

## Inner Edge Moulding Bolt Set

1930	20 pieces, authentic black oxide oval bolts and nuts .....	<b>A16466S</b> <sup>Δ</sup>	<b>6.99</b> set
------	--	-----------------------------	-----------------

## Metal Primer (as required)

ALL	Brown, 12 oz. spray can, use for big or small jobs * .....	<b>RSP1</b> <sup>Δ</sup>	<b>9.99</b> ea.
-----	--	--------------------------	-----------------

## Aluminum Metal Primer (as required)

ALL	Green, zinc phosphate, 12 oz. spray can * .....	<b>RSP3</b> <sup>Δ</sup>	<b>12.99</b> ea.
-----	---	--------------------------	------------------

## Cold Galvanizing (as required)

Provides durable film with more than 90% zinc.

ALL	15 oz. spray can * ....	<b>28-253813</b> <sup>Δ</sup>	<b>13.99</b> ea.
-----	-------------------------	-------------------------------	------------------



## Step Plates

28-31	Aluminum, "Ford" script in oval, (6-1/4" x 8") (1 to 2 pair required) .....	<b>A16400</b> <sup>Δ</sup>	<b>49.99</b> pr.
28-31	Deluxe, with rubber insert, aluminum frame and "Ford" step plate emblem, (8-1/2" x 11-1/2") (1 or 2 pair required) .....	<b>A16400D</b> <sup>Δ</sup>	<b>127.99</b> pr.


## Step Plate Emblem (as required)

Has threaded stud on back for easy attachment, great for many other uses!

28-31	"Ford" emblem, blue on chrome .....	<b>A16400E</b> <sup>Δ</sup>	<b>14.99</b> ea.
-------	-------------------------------------	-----------------------------	------------------

## Step Plate Mounting Sets (1 or 2 required)

28-31	Stainless steel, mounts 2 step plates, 16 pieces .....	<b>A16400BS</b> <sup>Δ</sup>	<b>3.99</b> set
-------	--	------------------------------	-----------------



**\*HAZARDOUS MATERIAL**—can only be shipped by ground/surface within the U.S. because of government regulations.

## Front Radiator Steel Splash Shields



28-29 Die formed..... **A16527AD<sup>Δ</sup>** **43.99** ea.



30-31 Die formed..... **A16527BID<sup>Δ</sup>** **43.99** ea.

## Felt Pad Sets

Pads and rivets. Fit between the splash apron and radiator shell to reduce rattles.



28-29 6 pieces, 2 pads and 4 rivets..... **A16529AS<sup>Δ</sup>** **2.99** set  
30-31 3 pieces, 1 pad and 2 rivets..... **A16529BS<sup>Δ</sup>** **1.99** set

## Radiator Splash Shield Mounting Bolt Sets



30-31 Original type, hex shaped,  
20 pieces ..... **A16528BS<sup>Δ</sup>** **22.99** set  
30-31 Replacement type, round shaped,  
12 pieces ..... **A17766/67S<sup>Δ</sup>** **16.99** set

## Radiator Apron Mounting Sets



28-29 Stainless steel, passes through the hood  
shelf and frame to a "D" nut on the splash  
shield, 4 pieces ..... **A80022S<sup>Δ</sup>** **2.49** set  
30-31 Stainless steel, round head screws that  
pass through the apron into the mount  
studs, includes lock washers, 8 pieces ..... **A80024S<sup>Δ</sup>** **2.49** set

## Running Board Splash Apron-to-Frame Mounting Set



28-31 12 pieces ..... **A16535/6MB<sup>Δ</sup>** **2.99** set


## Running Board Splash Aprons



E28 No hump, best quality,  
used to Sept. 28 **US** ..... **A16535/36AB<sup>Δ</sup>** **233.99** pr.



28-29 With hump, best quality,  
used Sept. 28-29 **US** ..... **A16535/36AB<sup>Δ</sup>** **241.99** pr.



1930 Pickup and passenger,  
short type, 40" long **US** ..... **A16535/36SB<sup>Δ</sup>** **178.99** pr.



1931 59-1/2" **US** ..... **A16535/36C<sup>Δ</sup>** **245.99** pr.

## Front Fender Apron, Nose Sections



1930 Right..... **A16535-1/2<sup>Δ</sup>** **84.99** ea.



1930 Left ..... **A16536-1/2<sup>Δ</sup>** **84.99** ea.



## Steel Stock Hoods

The complete hoods we offer are manufactured by Rootlieb and are superior quality. They are 100% authentic and made in the USA. Hoods come complete with hinge rods and handles.

For the fussy restorer or for show car restoration, we recommend these hoods. Stock hoods are duplicates of the originals, with careful attention given to all details. All hoods are of the same gauge metal as the originals. Hoods are shipped in boxes or crates to avoid damage. Please note that if you prime or paint your hood, it is not returnable.



A16610AR





A16610A





A16610BR



A16610B

- E28 Complete steel hood, with handles and clips, with tapered louvers, not for E28 Briggs  ..... **A16610AR<sup>A</sup>** **467.99** ea.
- 28-29 Complete steel hood, with handles and clips, except Fordor Briggs Sedan  ..... **A16610A<sup>A</sup>** **492.99** ea.

- M28-29 Complete steel hood, with bead, handles and clips, 29 Briggs Fordor, 60A, B, and C, 29 Murray Fordor, 155A and 156A, 29 Cabriolet 68A only  ..... **A16610BR<sup>A</sup>** **492.99** ea.
- 30-31 Complete steel hood, with bead, handles and clips  ..... **A16610B<sup>A</sup>** **522.99** ea.

## Hood Prop Kits



- 28-31 Stainless steel, great item ..... **A16613<sup>A</sup>** **29.99** kit

- 28-31 Economy-style, includes 2 hinged nickel-plated clips and 2 pieces of black tubing which are used to protect the paint job on your hood, mounting hardware and instructions. A convenient and affordable way to sidestep the use of our A16613 hood prop kit.....



- ..... **A16608KT<sup>A</sup>** **12.49** kit

## Hood Prop Support Spring Sets

Mounts on hood rods and hooks to hood rod bracket on firewall. 5" arms allow the hood to be rested on the rubber tipped spring steel. Set includes left and right.



- 28-29 ..... **A16614A<sup>A</sup>** **32.99** set
- 30-31 ..... **A16614B<sup>A</sup>** **29.99** set



## Hood Corners (1 or 2 pair required)

Usually on rear corners only, can be used on the front if desired.



- 28-31 Leather, like original, for rear hood corners, with rivets and washers..... **A16622OR<sup>A</sup>** **6.99** pr.
- 28-31 Leather, with rivets ..... **A16622L<sup>A</sup>** **7.99** pr.
- 28-31 Molded rubber, with rivets ..... **A16622R<sup>A</sup>** **6.99** pr.

## Hood Shelf

- 28-29 Steel..... **A16713/14<sup>A</sup>** **38.99** pr.

## Hood Shelf Block Sets

Used to support the hood latches.



- 28-29 Wood, bolts, nuts and washers, 28 pieces ..... **A16727S<sup>A</sup>** **10.49** set
- 28-29 Wood only, 4 pieces ..... **A16727<sup>A</sup>** **8.99** set

## Hood Hinge Rod Sets



- 28-29 Stainless steel, 3 pieces, tubular style..... **A16612AS<sup>A</sup>** **16.99** set
- 30-31 Stainless steel, 3 pieces, tubular style..... **A16612BS<sup>A</sup>** **16.99** set

To remove your old hinge rod, use a drift punch to tap the rod out of the hood about 1/2". Using a variable speed drill, chuck it to the old rod, then slowly spin the rod as you pull it out of the hood. To install your new rod, simply reverse this procedure. Add lubrication to rod to reduce friction if needed.



## Center Hood Bracket Set

- 30-31 With bumpers, 12 pieces ..... **A16718S<sup>Δ</sup>** **7.99** set

## Front Hood Hinge Rod Retainers

Mounts on radiator shell.

- 28-31 Clip, cadmium ..... **A8220C<sup>Δ</sup>** **2.99** ea.  
28-31 Clip, stainless steel ..... **A8220SS<sup>Δ</sup>** **5.99** ea.

## Hood Hinge Rod Retainer Mounting Rivet

- 28-31 Retainer to shell ..... **A8220MB<sup>Δ</sup>** **0.99** pr.

## Rear Hood Hinge Retainers

Mounts on cowl.

- 28-29 Cast aluminum, paint body color ..... **A16735A<sup>Δ</sup>** **8.99** ea.  
30-31 Cast aluminum, paint body color ..... **A16735B<sup>Δ</sup>** **8.99** ea.  
30-31 Chrome, proper curvature to cowl band ..... **A16735C<sup>Δ</sup>** **8.99** ea.

## Rear Hood Hinge Retainer Mounting Kit

- 30-31 Rivets to firewall, provides support for retainers, includes rivets, nuts and retainer screw ..... **A16735BMK<sup>Δ</sup>** **13.99** kit

## Rear Hood Hinge Retainer Mounting Bolt Sets

- 28-29 6 pieces ..... **A16735AMB<sup>Δ</sup>** **0.99** set  
30-31 2 pieces ..... **A16735BMB<sup>Δ</sup>** **2.99** set

## Rear Hood Hinge Retainer Shims (as required)

Use to raise back of hood if alignment is off.


- 28-29 .015" ..... **A16736A<sup>Δ</sup>** **1.99** ea.  
30-31 .015" ..... **A16736B<sup>Δ</sup>** **0.95** ea.

## Radiator Shell Lacing Sets

- 28-29 Double-beaded, with raven rivets ..... **A16739A<sup>Δ</sup>** **9.99** set  
30-31 Double-beaded, with raven rivets ..... **A16739B<sup>Δ</sup>** **9.99** set

## Cowl Lacing Sets and Parts

For installation information, see page 1-1 in *Model A Judging Standards*, our item # JS1.




- 28-29 Original type with wire on the inside, with raven rivets ..... **A16740A<sup>Δ</sup>** **14.99** set  
28-29 Replacement type, with raven rivets ..... **A16740AS<sup>Δ</sup>** **11.99** set



- 30-31 With clips, raven rivets and screws ..... **A16740BS<sup>Δ</sup>** **19.99** set



- 30-31 "J" clip (2 required) ..... **A16739CLIP<sup>Δ</sup>** **0.99** ea.  
28-29 Special hook and bracket, wire attaches to this to draw the lacing tighter to the gas tank ..... **A16739CL<sup>Δ</sup>** **3.99** ea.



- 28-29 Bracket, the hook draws against this ..... **A16739CLBKT<sup>Δ</sup>** **10.49** ea.



- 28-31 Rivets, authentic black, for radiator and cowl lacing, 30 pieces ..... **A16745A<sup>Δ</sup>** **2.99** pkg  
30-31 Pan head screw set, 3 pieces, one on each side and one at top center ..... **A16746<sup>Δ</sup>** **0.99** set

## Lacing Rivet Set Tool

- 28-31 Made specifically to get in close and properly install the radiator shell and cowl lacing split rivets with ease, 8" long for good leverage ..... **X4060<sup>Δ</sup>** **33.99** ea.



## Rubber Hood Lacing

This non-original-style lacing is perfect for your Street Rod or any other "sealing" application. A best seller with universal application!



- ALL Solid rubber, ribbed surface, adhesive back, (3/8" wide x 3/16" thick x 8') ..... **A16739R<sup>Δ</sup>** **9.99** roll  
ALL Hollow core rubber, smooth surface, adhesive back, (3/8" x 3/16" x 8') ..... **A16739S<sup>Δ</sup>** **9.99** roll  
ALL Solid rubber, ribbed surface, adhesive back, (5/8" x 3/8" x 8') ..... **A16740R<sup>Δ</sup>** **9.99** roll  
ALL Hollow core rubber, smooth surface, adhesive back, (3/8" x 23/64" x 8') ..... **A16740S<sup>Δ</sup>** **9.99** roll

**Hood Clip Assemblies** (4 required)

28-29	3-hole type, black.....	<b>A16750A<sup>Δ</sup></b>	<b>9.99</b> ea.
28-29	3-hole type, chrome.....	<b>A16750AC<sup>Δ</sup></b>	<b>9.99</b> ea.
28-29	3-hole type, stainless steel.....	<b>A16750AS<sup>Δ</sup></b>	<b>13.99</b> ea.
30-31	2-hole type, black.....	<b>A16750B<sup>Δ</sup></b>	<b>6.99</b> ea.
30-31	2-hole type, chrome.....	<b>A16750BC<sup>Δ</sup></b>	<b>9.99</b> ea.
30-31	2-hole type, stainless steel.....	<b>A16750BS<sup>Δ</sup></b>	<b>13.99</b> ea.

**Hood Clip Assembly Mounting Bolt Sets**

28-29	Stainless steel screws and steel nuts, 24 pieces.....	<b>A80030S<sup>Δ</sup></b>	<b>3.99</b> set
30-31	Stainless steel screws and steel nuts, 16 pieces.....	<b>A80032S<sup>Δ</sup></b>	<b>3.99</b> set

**Hood Clip Parts**

28-31	Pad set, 4 pieces, trim off 3rd lip for 30-31.....	<b>A16750OP<sup>Δ</sup></b>	<b>6.99</b> set
28-31	Cap set, rubber, 8 pieces, fits over both ends to protect paint, enough for 1 car (2 per clip).....	<b>A16750C<sup>Δ</sup></b>	<b>3.99</b> set
28-31	Bumper set, fits over stem, saves your paint job, reduces rattling, rubber, 4 pieces.....	<b>A16750BU<sup>Δ</sup></b>	<b>5.99</b> set

**Cowl Band Parts****Cowl Band**


30-31	Stainless steel .....	<b>A16738<sup>Δ</sup></b>	<b>79.99</b> ea.
-------	-----------------------	---------------------------	------------------

**Cowl Band Support Clip Set**

30-31	2 pieces.....	<b>A16738CL<sup>Δ</sup></b>	<b>2.99</b> set
-------	---------------	-----------------------------	-----------------

**Cowl to Gas Tank Bolt Sets**

28-29	Special tall headed bolts, includes lock washers and nuts, originally they were painted to match the lower body color.....	<b>A80046A<sup>Δ</sup></b>	<b>4.99</b> set
30-31	Black oxide, 10 pieces.....	<b>A80046<sup>Δ</sup></b>	<b>5.99</b> set

**Hood Clip Repair Kit**

Includes 4 stainless steel springs, 4 small roll pins and 4 tubular rivets. If your original hood clips are losing their tension, this will fix the problem.

28-31	.....	<b>A16750P<sup>Δ</sup></b>	<b>14.99</b> kit
-------	-------	----------------------------	------------------

**Hood Clip Brackets** (4 required)

Fastens on hood.

28-31	Original-style, with rivets.....	<b>A16751CL<sup>Δ</sup></b>	<b>1.99</b> ea.
28-31	Stainless steel, with stainless steel rivets.....	<b>A16751CLSS<sup>Δ</sup></b>	<b>11.99</b> ea.

**Hood Clip Rivet Set**

28-31	Stainless steel, 44 pieces.....	<b>A16755<sup>Δ</sup></b>	<b>7.99</b> set
-------	---------------------------------	---------------------------	-----------------

**Hood Handles**

Each set includes 2 original-style hood handles and the necessary mounting hardware. Mount in the middle of the side panels to lift the hood.

28-31	Pressed steel.....	<b>A16754<sup>Δ</sup></b>	<b>18.99</b> set
28-31	Stainless steel.....	<b>A16754SS<sup>Δ</sup></b>	<b>31.99</b> set

**Hood Handle Rivet Set**

28-31	Stainless steel, 44 pieces.....	<b>A16755<sup>Δ</sup></b>	<b>7.99</b> set
-------	---------------------------------	---------------------------	-----------------

**Hood Bumper Sets**

28-M31	6 rubber bumpers with mounting bolts, washers and nuts, used until May 1931.....	<b>A16761<sup>Δ</sup></b>	<b>3.99</b> set
L31	6 rubber bumpers with mounting bolts, washers and nuts.....	<b>A16761B<sup>Δ</sup></b>	<b>5.99</b> set

**Hood Supplies** (as required)

ALL	Metal primer, brown, 12 oz. spray can, use for big or small jobs*.....	<b>RSP1<sup>Δ</sup></b>	<b>9.99</b> ea.
ALL	Aluminum metal primer. green, zinc phosphate, 12 oz. spray can *.....	<b>RSP3<sup>Δ</sup></b>	<b>12.99</b> ea.
ALL	Cold galvanizing, provides durable film with more than 90% zinc, 15 oz. spray can *.....	<b>28-253813<sup>Δ</sup></b>	<b>13.49</b> ea.



**\*HAZARDOUS MATERIAL**—can only be shipped by ground/surface within the U.S. because of government regulations.

## Speedometer Assemblies and Cables

### Speedometer Assembly, Rebuilt

Rebuilt and recalibrated professionally. Rim nickel-plated and housing painted black. NOTE: The only acceptable cores are Stewart Warner brand speedometers. We cannot rebuild units measured in kilometers.




- 28-E30 Oval, Stewart Warner\* ..... **A17255ARB<sup>Δ</sup>** **228.99** ea.  
 M30-31 Round, Stewart Warner\* ..... **A17255SRB<sup>Δ</sup>** **214.99** ea.

\*\$200 core fee applies, see Core Information on page 39 for details.

### Speedometer Cable (Inner Only)

Internal cable only. Check length of old cable before ordering. No other lengths are available. Order complete unit. For Truck speedometer cables, see our Model AA Truck Parts section.



- 28-E30 Keyed end, 61-1/2" long ..... **A17262A<sup>Δ</sup>** **7.99** ea.  
 M30-31 Squared end, 61-1/2" long ..... **A17262B<sup>Δ</sup>** **11.99** ea.

### Speedometer Cable and Housing Sets



- 28-E30 Large 1/2" outer diameter housing, keyed end cable, 61-1/2" long, usually used with oval speedometer, steel casing you can paint black ..... **A17260A<sup>Δ</sup>** **32.99** set  
 M30-31 Small 1/4" outer diameter housing, 61-1/2" long, squared end cable, usually used with round speedometer, steel casing you can paint black ..... **A17260B<sup>Δ</sup>** **19.99** set  
 30-31 Small 1/4" outer diameter housing, 70" long, square end cable, vinyl housing, replacement-style ..... **A17260RE<sup>Δ</sup>** **17.99** set

### Speedometer Cable Support Clips

Holds cable to frame, includes mounting hardware.



- 28-E30 For oval type ..... **A17265A<sup>Δ</sup>** **3.99** ea.  
 M30-31 For round type ..... **A17265B<sup>Δ</sup>** **3.99** ea.

### Speedometer Cable Grommets



- 28-30 Rubber, protects the cable that runs under the gas tank in the tunnel to the speedometer ..... **A9066R<sup>Δ</sup>** **4.99** ea.  
 28-31 Rubber, located at the firewall below the choke ..... **B14567B<sup>Δ</sup>** **2.49** ea.

## Speedometer Gear Case Assemblies

### Speedometer Housing, Shaft, Gear and Retainer

See diagram at bottom of column.



- 28-M30<sup>A</sup> 3.78 (19 teeth) gear with round hole shaft, retainer included ..... **A17271A<sup>Δ</sup>** **56.99** ea.  
 M30-31<sup>A</sup> 3.78 (19 teeth) gear with square hole shaft, retainer included ..... **A17271B<sup>Δ</sup>** **56.99** ea.  
 28-M30<sup>A</sup> 3.54 (18 teeth) gear with round hole shaft, retainer included ..... **A17271C<sup>Δ</sup>** **56.99** ea.

### Speedometer Gear Case Housing Only

- 28-31 New housing only, gear, shaft and retainer are not included .... **A17271H<sup>Δ</sup>** **29.99** ea.

### Speedometer Gear Case Gasket (1 to 4 required)


- 28-31 For speedometer gear case, can use as shim ..... **B17275<sup>Δ</sup>** **0.50** ea.



## Speedometer Drive Gears and Shafts



- 28-31 Gear, 3.78:1 gear ratio, 19 teeth ..... **A17270A<sup>Δ</sup>** **17.99** ea.  
 28-31 Gear, 3.54:1 gear ratio, 18 teeth, use this gear when you have high speed rear end gears part B4209HS ..... **A17270B<sup>Δ</sup>** **16.99** ea.  
 28-31 Gear, same as above, except made of nylon, which will last longer and wear better than the original metal drive gear ..... **A17270AN<sup>Δ</sup>** **16.99** ea.



- 28-E30 Shaft, round hole ..... **A17273A<sup>Δ</sup>** **12.99** ea.  
 M30-31 Shaft, square hole, includes key ..... **A17273B<sup>Δ</sup>** **10.99** ea.

### Speedometer Drive Gear Shaft Retainers

Keeps drive gear shaft in place.

- 28-E30 For oval type ..... **A17274AR<sup>Δ</sup>** **2.49** ea.  
 M30-31 For round type ..... **A17274B<sup>Δ</sup>** **3.49** ea.

## Speedometer Gear Cover

- M30-31 With tension spring, for round Northeast speedometer .. **A17300NE<sup>Δ</sup>** **7.99** ea.



## Speedometer Main Springs

Each spring includes a special tapered lock pin for installation.



- 28-E30 For oval Stewart Warner speedometer ..... **A17318SO<sup>Δ</sup>** **7.99** ea.  
 M30-31 For round Stewart Warner speedometer ..... **A17318SR<sup>Δ</sup>** **7.99** ea.  
 M30-31 For round Waltham speedometer ..... **A17318<sup>Δ</sup>** **8.99** ea.





**Speedometer Face Plates**

28-E30	Black, for oval speedometer .....	<b>A17268A<sup>Δ</sup></b>	<b>7.99</b> ea.
M30-31	Black, for round Stewart Warner .....	<b>A17268C<sup>Δ</sup></b>	<b>6.99</b> ea.
M30-31	Black, for round Waltham .....	<b>A17268D<sup>Δ</sup></b>	<b>8.49</b> ea.
M30-31	Black, for round Northeast .....	<b>A17268N<sup>Δ</sup></b>	<b>8.99</b> ea.


**Speedometer Bezels**

28-E30	Nickel, for oval speedometer .....	<b>A17259A<sup>Δ</sup></b>	<b>19.99</b> ea.
M30-31	Nickel, for round Stewart Warner speedometer .....	<b>A17259C<sup>Δ</sup></b>	<b>19.99</b> ea.
M30-31	Nickel, for round Waltham speedometer .....	<b>A17259D<sup>Δ</sup></b>	<b>19.99</b> ea.
M30-31	Nickel, for round Northeast speedometer .....	<b>A17259N<sup>Δ</sup></b>	<b>22.99</b> ea.

**Speedometer Lenses and Gaskets**

28-E30	Lens, for oval type, glass .....	<b>B17256AR<sup>Δ</sup></b>	<b>2.99</b> ea.
M30-31	Lens, for round type, glass .....	<b>A17256B<sup>Δ</sup></b>	<b>2.99</b> ea.
28-E30	Lens gasket, for oval type .....	<b>A17257AR<sup>Δ</sup></b>	<b>2.49</b> pr.
M30-31	Lens gasket, for round type .....	<b>A17257B<sup>Δ</sup></b>	<b>2.49</b> pr.

M30-31	Lens retainer, for round type, brass .....	<b>A17258B<sup>Δ</sup></b>	<b>5.99</b> ea.
--------	--	----------------------------	-----------------

**Speedometer Decal Sets**

28-E30	Oval face .....	<b>A17255A<sup>Δ</sup></b>	<b>3.99</b> set
M30-31	Round face, 7/8" for the Stewart Warner .....	<b>A17255B<sup>Δ</sup></b>	<b>5.99</b> set
M30-31	Round face, Waltham with a 3/4" wheel .....	<b>A17255C<sup>Δ</sup></b>	<b>5.99</b> set
M30-31	Round face, Northeast .....	<b>A17256D<sup>Δ</sup></b>	<b>5.99</b> set

**VACUUM WINDSHIELD WIPER PARTS**

From the start of production, the Model A was equipped with windshield wipers. Early wipers were either manual (commercial and open car) or electric (closed car). All '28 electric wipers were made by the Owen-Dyneto Company, who used zinc die-castings (also known as pot metal) for the base, cover and levers. This was a very brittle metal that broke and warped over the years, leaving very few intact wipers.

Beginning in February '29, Ford began using electric wipers from Heinz Electric Company and in March 29 from E. A. Laboratories, Inc. These new wipers were made from pressed steel and were much more durable.

All vacuum wipers were supplied by Trico and began appearing in mid '29.

**Wiper Motor Paddle Repair Kit**

This kit fits Trico KCX, KSB, and KSL motors with 1" wide bowls and snap on-style covers. Includes paddle and parking seals, bowl gaskets, rivets, grease capsule, grease applicator, and instructions. Proudly made in the USA.

28-34	.....	<b>28-94104<sup>Δ</sup></b>	<b>9.99</b> kit
-------	-------	-----------------------------	-----------------

**Wiper Motor Bowl Gasket**

Great if you don't need the entire repair kit, but just the gaskets.

28-34	.....	<b>A17508G<sup>Δ</sup></b>	<b>3.99</b> pair
-------	-------	----------------------------	------------------

**Stanchion Vacuum Lines**

Mounts on left side windshield stanchion, Roadster and Phaeton.

30-31	Polished stainless steel with chrome mounting clips, Standard, 9-1/2" long, must be painted black to be original .....	<b>B17517S<sup>Δ</sup></b>	<b>9.99</b> ea.
-------	--	----------------------------	-----------------

30-31	Stainless steel, Deluxe, 9" long, with clips .....	<b>B17517D<sup>Δ</sup></b>	<b>8.99</b> ea.
-------	--	----------------------------	-----------------

**Wiper Motor Tag**

28-31	"TRICO" embossed, triangular, with screws .....	<b>A17516<sup>Δ</sup></b>	<b>5.99</b> ea.
-------	---	---------------------------	-----------------

**Vacuum Wiper Hose and Clip Set**

28-31	Hose, plain rubber, 6 foot piece .....	<b>A17520<sup>Δ</sup></b>	<b>4.99</b> ea.
28-31	Clip set, for top of windshield and under hinge, closed car, 3 pieces .....	<b>A17617S<sup>Δ</sup></b>	<b>2.49</b> set

**Wiper Hose Clips and Screws (2 required)**

Holds wiper hose, open car.

28-31	Chrome, Deluxe .....	<b>A17669<sup>Δ</sup></b>	<b>3.99</b> ea.
28-31	Black, Standard .....	<b>A17669B<sup>Δ</sup></b>	<b>2.49</b> ea.



## Inside Vacuum Line

Goes from the firewall, under the gas tank and up to the windshield.

- 28-31 Passenger, 36", steel with brass fitting ..... **A17522<sup>A</sup>** 7.49 ea.

## Vacuum Line

From intake manifold to fitting inside firewall.

- 28-31 Steel, brass fittings ..... **A17543B<sup>A</sup>** 4.99 ea.

## Vacuum Wiper Block-Off Plug

Use to plug hole in intake manifold when switching from a vacuum to electric wiper motor.

- 28-31 1/8" ..... **A6621<sup>A</sup>** 0.99 ea.

## Vacuum Wiper Control

- 28-31 Outside mount type, chrome knob ..... **A17534<sup>A</sup>** 3.99 ea.

## Wiper Knobs

- 28-31 Chrome, for vacuum wiper ..... **B17513<sup>A</sup>** 1.99 ea.  
 28-31 With "TRICO" name and data stamped on the end, chrome-plated, open car and pickup ..... **A17514<sup>A</sup>** 6.99 ea.

## Tandem Windshield Wiper Assembly Kit

Allows you to add on a wiper for the passenger side. Before drilling holes make certain the distance between the motor shaft and pivot shaft is equal to the length of the link rod assembled to the wiper arm.

- 28-34 Fair quality, imported ..... **68-17574<sup>A</sup>** 29.99 kit

*You must use original-style wiper arms with original-style wiper blades and replacement-style wiper arms with replacement-style wiper blades. Also, open cars had a chrome-finish metal blade edge, while closed car blade edges were painted black.*

## Vacuum Wiper Arms, Original Style

- 30-31 Clip type, black, 6-3/4", open car, Sedan and Coupe (shown) .... **A17530BS<sup>A</sup>** 13.99 ea.  
 30-31 Clip type, chrome, 6-3/4", Deluxe open car (66B) and Cabriolet (68B and C) ..... **A17530DS<sup>A</sup>** 15.99 ea.

Check MacsAutoParts.com for 1931 Slant Window, Cabriolet, and convertible wiper arms

## Hand-Operated Windshield Wiper Assembly

Stainless steel construction.

- 28-31 Open car ..... **A17655AR<sup>A</sup>** 24.99 ea.

## Vacuum Wiper Blades, Original Style

- 29-31 8-1/4", multi-ply, single rivet, black, closed and standard open cars, Closed Cab Pickup ..... **A17528AS<sup>A</sup>** 14.99 ea.

- 30-31 8-1/4", multi-ply, single rivet, chrome, Victoria and Cabriolet, 31 Deluxe open car ..... **A17528BS<sup>A</sup>** 15.99 ea.

- 1931 8-1/4", multi-ply, 2 rivet, black, closed and standard open car ..... **A17528CS<sup>A</sup>** 15.99 ea.

## Vacuum Wiper Arms, Replacement Style

- 28-31 Black, motor mounted outside ..... **A17529<sup>A</sup>** 5.99 ea.

- 30-34 Chrome, motor mounted inside ..... **B17529B<sup>A</sup>** 7.99 ea.

- 30-34 Stainless steel, motor mounted inside ..... **B17529SS<sup>A</sup>** 9.99 ea.

## Vacuum Wiper Blades, Replacement Style (1 or 2 required)

- 28-34 7-1/2" long ..... **A17528B<sup>A</sup>** 3.99 ea.

- 28-31 8" long, replacement blade for A17655AR, black steel frame ..... **T7801BL<sup>A</sup>** 5.99 ea.

- 28-34 8-1/4" long ..... **B17528C<sup>A</sup>** 3.99 ea.

- 28-34 9" long ..... **51A-17528<sup>A</sup>** 5.99 ea.

- 28-34 10" long ..... **51A-17528-10<sup>A</sup>** 3.99 ea.

## Street Rod Wiper Blade (1 or 2 required)

- ALL Wrist type, 6" long, for chopped windshield, stainless steel ..... **A17528SR<sup>A</sup>** 16.99 ea.

## Electric Windshield Wiper Motors

Replacement type, stainless steel case, with mounting hardware. These wiper motors require mounting modifications. They will not fit original mounting holes. They are a universal application motors. These wiper motors do not have an on/off switch on the motor. Wiper arms and blades must be purchased separately and are listed below.



28-34	6-volt .....	<b>A17508E6<sup>A</sup></b>	<b>36.99</b> ea.
28-34	12-volt .....	<b>A17508E12<sup>A</sup></b>	<b>38.99</b> ea.

## Windshield Wiper Arm and Blade

For use with electric windshield wiper motors listed at the top of this column. The blade can easily be trimmed to any desired length.



28-34	Adjustable arm and 11" blade.....	<b>B17509ES<sup>A</sup></b>	<b>13.99</b> ea.
-------	-----------------------------------	-----------------------------	------------------

## Vintage Under Dash Switch

ALL	Open car, includes bracket with bolt .....	<b>28-90761<sup>A</sup></b>	<b>14.99</b> ea.
-----	--	-----------------------------	------------------



## Top Quality Electric Windshield Wiper Motors

MAC's is proud to offer you direct replacement electric windshield wiper kits. You will not need to modify your A at all. They replace either electric or vacuum wiper motors that are mounted on the outside of your closed car windshield frame. Because no modification is necessary, you will still be able to open your windshield and allow air to flow through. Made to fit frames with mounting hole spacing of 4-1/2" to 5-1/8". Kits include motor, wiper arm and blade, wiring, under-dash switch, plug which is for use if switching over from an original vacuum wiper set-up and installation instructions. Kits are available in either 6- or 12-volt and can be configured for either positive or negative ground.



28-31	6-volt, closed car, except for Slant Windshield and right-hand drive cars.....	<b>A17508E6DRKT<sup>A</sup></b>	<b>365.99</b> kit
28-31	Same as above, except 12-volt....	<b>A17508E12DRKT<sup>A</sup></b>	<b>360.99</b> kit

## Electric Wiper Motor Voltage Dropping Resistor

Reduces 12 volts to 6 volts, 4-amp maximum, 2-amp minimum.

28-31	.....	<b>V12873<sup>A</sup></b>	<b>15.99</b> ea.
-------	-------	---------------------------	------------------



The following parts are for use on original electric wipers only.

## Electric Wiper Base Plate



This plate is frequently damaged beyond repair. Many restorers have been forced to try to repair theirs with mixed results. An amazing original was faithfully copied resulting in this very nice replacement.



28-29	Closed car, fits Owen-Dyneto OD-C1 and open car fits OD-O1 .....	<b>28-375455<sup>A</sup></b>	<b>160.99</b> ea.
-------	--	------------------------------	-------------------

## Electric Wiper Motor Connection



28-31	Original motors only .....	<b>A17675<sup>A</sup></b>	<b>6.49</b> ea.
-------	----------------------------	---------------------------	-----------------

## Wiper Blade



28-30	Black, multi-ply, universal use, with cotter hole, for use with A17530AS .....	<b>A17528ESE<sup>A</sup></b>	<b>14.99</b> ea.
-------	--	------------------------------	------------------

## Electric Wiper Mounting Rubber Boots and Boot Plates



1928	Boots, slip into mounting ears, for original type (2 required).....	<b>A17595AR<sup>A</sup></b>	<b>7.99</b> ea.
29-30	Same as above (2 required) .....	<b>A17595B<sup>A</sup></b>	<b>2.49</b> ea.



1928	Boot plates, goes on top of wiper mounting boot, use with A17595AR .....	<b>28-853915</b>	<b>9.99</b> pr.
29-30	Same as above, except use with A17595B.....	<b>A17595P<sup>A</sup></b>	<b>6.99</b> pr.

## Electric Wiper Motor Mounting Felt

Goes between motor and windshield frame.



28-30	Closed car .....	<b>A17618<sup>A</sup></b>	<b>3.99</b> ea.
-------	------------------	---------------------------	-----------------

## Wire Clips and Support



28-31	Clip holds electric wire on windshield frame, open car .....	<b>A17659<sup>A</sup></b>	<b>3.99</b> ea.
28-30	Clip holds wiper wire to header, closed car (3 required).....	<b>A17616A<sup>A</sup></b>	<b>1.99</b> ea.
28-29	Support, with rubber grommet, for wiper and/or dome light wires, also holds the top kick panel in place, held in place by a bolt that holds the gas tank to the cowl (2 required) .....	<b>A14593AR<sup>A</sup></b>	<b>5.99</b>





## Inside Rear-View Mirror Assemblies



- 28-29 Closed car, black, original ..... **A17681AC<sup>Δ</sup>** **19.99** ea.  
 30-31 Closed car, black ..... **A17681B<sup>Δ</sup>** **23.99** ea.  
 30-31 Closed car, chrome ..... **A17681BC<sup>Δ</sup>** **33.99** ea.  
 30-31 Closed car, stainless steel ..... **A17681BSS<sup>Δ</sup>** **36.99** ea.



- 28-29 Open car, black, original ..... **A17681AO<sup>Δ</sup>** **19.99** ea.  
 30-31 Open car, chrome, Deluxe, original ..... **A17681BDC<sup>Δ</sup>** **25.99** ea.  
 30-31 Open car, stainless steel, Deluxe ..... **A17681BDS<sup>Δ</sup>** **35.99** ea.

### Inside Mirror Mounting Screw Sets

- 28-29 Closed car, holds the mirror in place, round-head machine screws, 3 pieces ..... **A17681AMB<sup>Δ</sup>** **2.49** set  
 30-31 Closed car, mounts the rear-view mirror to the wooden header, chromed oval-head wood screws, 3 pieces ..... **A17681BMB<sup>Δ</sup>** **0.99** set

## Mirror Glass



- 28-29 2-1/2" x 4-1/2", original, ground edges ..... **A17704<sup>Δ</sup>** **8.99** ea.  
 28-31 2-1/2" x 6", offers better visibility, beveled edges ..... **A17704B<sup>Δ</sup>** **8.99** ea.



- 28-31 2-1/2" x 7" with a two-day stem-wound clock inserted, this is a copy of a Model A era accessory, glass mirror, the clock is "Ford" script ..... **A17704CLO<sup>Δ</sup>** **129.99** ea.



- 28-31 2-1/2" x 6", plastic, 93% reflective, with quartz clock inserted, clock has round silver bezel ..... **A17704CLP<sup>Δ</sup>** **37.99** ea.

### Mirror Glass Bracket Clip

- 28-31 Fits our A17681AC or A17681AO, also works on mirrors A, B, C, H and G as seen on pages 10-6 and 10-7 in *Judging Standards* (part #JS1, listed in our extensive Books and Manuals section) ..... **A17705<sup>Δ</sup>** **9.99** ea.



## Inside Rear-View Mirror Oval Head Assemblies

Aftermarket oval head mirror and stainless steel bracket.



- 28-31 Clamps to any round windshield frame, includes hardware, open car or Street Rod ..... **SR17704OC<sup>Δ</sup>** **47.99** ea.  
 28-31 Screws to the header, use A17681BMB to mount, closed car or Street Rod ..... **SR17704CC<sup>Δ</sup>** **47.99** ea.

## Outside Rear-View Mirrors



- 28-29 Closed car, hinge type, chrome, left or right (simply reverse the mirror head) (1 or 2 required) ..... **A17684L<sup>Δ</sup>** **39.99** ea.  
 30-31 Closed car, hinge type, chrome, with stainless steel mirror head and pin, left (driver's side) ..... **A17683L<sup>Δ</sup>** **59.99** ea.  
 30-31 Closed cars, hinge type, chrome, with stainless steel mirror head and pin, right (passenger side) ..... **A17683R<sup>Δ</sup>** **59.99** ea.

### Visor

If you have a 4" diameter mirror this stainless steel visor is a great looking and useful accessory. It will cut down on glare, and make the mirror more effective when wet. While these are mostly universal, they work best with 4" mirrors.

- 28-31 Stainless steel, 4" mirror visor (1 or 2 required) ..... **28-374618<sup>Δ</sup>** **10.99** ea.



### Outside Rear-View Mirror Hinge Pin Only (1 or 2 required)

2-1/2", chrome. Acorn nut and washer included, use on any hinge pin mounting mirror, except Slant Windshield Fordor. Included with new mirrors.



- 28-31 ..... **A17741P<sup>Δ</sup>** **3.99** ea.

### Hinge Pin Removal Tool

Uses various-sized graduating pins to push your old hinge pins out.



- 28-31 Includes instructions ..... **V46335PULL<sup>Δ</sup>** **27.99** ea.

## Outside Mirror and Bracket Assembly, Truck (1 or 2 required)



- 30-31 Hinge type, black, 7" arm ..... **A17741A<sup>Δ</sup>** **27.99** ea.

## Simichrome Polish

For brass, chrome and nickel. Simply the best!



- ALL 1.76 oz. tube ..... **POLISH<sup>Δ</sup>** **9.99** ea.



## Classic Style Peep Mirror

This type of mirror style was a very common aftermarket accessory on '50s and prior vehicles, and still looks great today. It clamps on so you can move it, or remove it as you desire. The mirror is crystal clear glass for the best visibility. It can be used on either side, so order two for the maximum in style and function. The head is durable stainless steel, and the arm matches with gleaming chrome. It even comes with the necessary hardware to mount it.

28-31 Stainless steel, 4" diameter (1 or 2 required) **28-374658<sup>A</sup>** 20.99 ea.



## Stanchion (Post) Mirrors (1 or 2 required)



28-29 Open car, screws into lower stanchion, polished stainless steel ..... **A17682<sup>A</sup>** 44.99 ea.

30-31 Open car, Deluxe, post type, screws into windshield stanchion, chrome ..... **A17683<sup>A</sup>** 39.99 ea.

28-29 Closed Cab Pickup, black, fits into the screw hole that holds the windshield post to the body ..... **A17700P<sup>A</sup>** 27.99 ea.

## Spare Tire Side Mount Mirrors (1 or 2 required)



28-31 Chrome, with stainless steel head, chain mechanism mounting, includes lock ..... **B17700SM<sup>A</sup>** 71.99 ea.

28-31 Chrome, with stainless steel head, leather strap mounting ..... **B17700SL<sup>A</sup>** 59.99 ea.

## Windwing Mirror (1 or 2 required)

Round 3-1/2" mirror head, clamps to windwing glass.



28-34 Brass ..... **T7853WWB<sup>A</sup>** 37.99 ea.

## Mirror Heads



28-34 Chrome, 4" mirror with 5/16" offset stud with acorn nut ..... **A17741MH<sup>A</sup>** 19.99 ea.



28-34 Black, 5" with 1/4" center stud, pickup, not authentic ..... **A17741MHB<sup>A</sup>** 8.99 ea.



28-34 Stainless steel, 3 screw type, passenger, except open car, 4" mirror head ..... **68-17741-MH<sup>A</sup>** 22.99 ea.



28-34 Same as above, except top quality, die-stamped, bright finish stainless steel ..... **68-17741-MHTQ<sup>A</sup>** 31.99 ea.

## Peep Mirrors



28-31 Clamps on top of door, curved chrome arm, 3" mirror head, left or right (1 or 2 required) ..... **SR17741CA3<sup>A</sup>** 22.99 ea.

28-31 Same as above, except 4" mirror head (1 or 2 required) ..... **SR17741CA4<sup>A</sup>** 23.99 ea.



28-31 Same as above, except 4" convex mirror, includes gasket, set screws and allen wrench, right and left, now there is no need to use those cheap stick-on mirrors ..... **SR17741CA4CN<sup>A</sup>** 78.99 pr.

28-31 Clamps on the front of the door, straight chrome arm, 3" mirror head, left or right (1 or 2 required) ..... **SR17741SA3<sup>A</sup>** 19.99 ea.



28-31 Same as above, except 4" mirror head (1 or 2 required) ..... **SR17741SA4<sup>A</sup>** 22.99 ea.

28-31 Same as above, except 4" convex mirror, includes gasket, set screws and allen wrench, now there is no need to use those cheap stick-on mirrors (1 or 2 required) ..... **SR17741SA4CN<sup>A</sup>** 44.99 ea.

This type of mirror clamps on so you can move it, or remove it as you desire. The mirror is convex to increase your visibility, and is similar to passenger mirrors on modern vehicles. Many use this mirror on the passenger side, and our standard glass 3" or 4" peep mirror on the driver's side.



28-31 Stainless steel, 4" diameter, with LED directional, requires a 12-volt signal from turn signals ..... **28-374635<sup>A</sup>** 30.99 ea.

28-31 Stainless steel, 4" diameter ..... **28-374619<sup>A</sup>** 21.99 ea.

28-31 Stainless steel, 3" diameter ..... **28-374633<sup>A</sup>** 25.99 ea.



## Front Bumper Bars

28-29	Chrome	A17750AF <sup>Δ</sup>	304.99 pr.
28-29	Polished stainless steel	A17752AS <sup>Δ</sup>	353.99 pr.

30-31	Chrome	A17750BF <sup>Δ</sup>	304.99 pr.
30-31	Polished stainless steel	A17752BS <sup>Δ</sup>	355.99 pr.

### Bumper Bar End Bolts

28-31	Cadmium-plated, with nut.....	A17834CA <sup>Δ</sup>	7.99 pr.
28-31	Chrome-plated, with nut (2 required).....	A17834 <sup>Δ</sup>	6.99 pr.
28-31	Stainless steel, with nut (2 required).....	A17834SS <sup>Δ</sup>	14.99 ea.

### Bumper Spacers (6 required)

28-M30	Die cast steel, rolled type, you must paint black, vertical seam, 1928 through July 1930.....	A17759B <sup>Δ</sup>	2.49 ea.
M30-31	You must paint black, horizontal seam, August 1930 through 1931.....	28-72968 <sup>Δ</sup>	0.95 ea.
28-31	Chrome-plated, no seam.....	A17759C <sup>Δ</sup>	5.99 ea.
28-31	Stainless steel, no seam (shown).....	A17759SS <sup>Δ</sup>	3.99 ea.

## Front Bumper Arms

Attach to front of frame to hold the front bumpers on.

28-29	Right and left.....	A17754/55BR <sup>Δ</sup>	71.99 pr.
30-31	Right and left.....	A17754/55E <sup>Δ</sup>	75.99 pr.

### Front Bumper Arm Mounting Bolt Sets

28-29	Attach front bumper braces to the frame, 12 pieces.....	A17754MB <sup>Δ</sup>	5.99 set
28-29	Same as above, except stainless steel.....	A17754MBSS <sup>Δ</sup>	17.99 set

## Bumper Arm and Radiator Splash Shield Mounting Bolt Sets

30-31	Original, hex-shaped type, 20 pieces.....	A16528BS <sup>Δ</sup>	22.99 set
30-31	Replacement, round type, 24 pieces.....	A17766/67S <sup>Δ</sup>	16.99 set

## Bumper Mounted Flag Sets

28-31	Flags with special brackets to replace the bumper clamp backing plate for flag to mount into, flags can be removed when not in use (1 or 2 pair required).....	TA-FLAG3 <sup>Δ</sup>	43.99 set
28-31	Stainless steel brackets mount behind your front or rear bumper clamps, includes two brackets and two flags (1 or 2 sets required).....	TA-FLAG4 <sup>Δ</sup>	19.99 set
28-31	Spring loaded, includes one flag and one holder, spring hooks over the bumper, so you don't need to take off your backing plates.....	TA-FLAG5 <sup>Δ</sup>	30.99 set

## MAC's MODEL A SMART-BUY!

Save big with MAC's MODEL A SMART-BUY Kits!



### L28-29 Chrome Front Bumper Master Kit

Complete chrome front bumper master kit includes everything you need to replace your old set.

Kit includes (1) each (unless otherwise noted) of the following: 1 pair chrome front bumper bars (A17750AF), (2) chrome outer bumper clamps (A17758B), (2) bumper backing plates (A17756B), center bumper clamp, oval (A17762SS), center clamp backing plate (A17765B), (2) chrome bumper bar end bolts (A17834) and (2) chrome bumper spacers (A17759C).

L28-29	Chrome front bumper master kit	A17750AFKT <sup>Δ</sup>	330.99 kit
--------	--------------------------------	-------------------------	------------

### L28-29 Polished Stainless Steel Front Bumper Master Kit

Complete polished stainless steel front bumper master kit includes everything you need to replace your old set.

Kit includes (1) each (unless otherwise noted) of the following: (1) pair stainless steel front bumper bars (A17752AS), (2) stainless steel outer bumper clamps (A17758SS), (2) bumper backing plates (A17756B), center bumper clamp, oval (A17762SS), center clamp backing plate (A17765B), (2) stainless steel bumper bar end bolts (A17834SS) and (2) stainless steel bumper spacers (A17759SS).

L28-29	Polished stainless steel front bumper master kit (shown)	A17752ASKT <sup>Δ</sup>	422.99 kit
--------	--	-------------------------	------------





**Outer Bumper Clamps** (4 required)


- 28-30 Steel, chrome-plated, with nut and washer, blue enamel already on it.....**A17758B<sup>A</sup>** **17.99** ea.
- 28-30 Forged steel, chrome-plated with blue painted inserts, because the clamps are forged, they won't snap while you are out for a drive like the cheaper cast-steel clamps, a must for the driver.....**A17758BTQ<sup>A</sup>** **23.99** ea.
- 28-30 Chrome, without recessed areas, for Model A's built in Canada only.....**A17758CAN<sup>A</sup>** **66.99** ea.
- 30-31 Steel, stainless steel clad cover, with nut and washer, blue enamel already on it.....**A17758SS<sup>A</sup>** **15.99** ea.
- 30-31 Chrome, without recessed areas, for Model A's built in Canada only.....**A17758BCAN<sup>A</sup>** **17.49** ea.

**Nut and Lock Washer Set for Outer Bumper Clamps**

For original fine thread, not for use on reproduction clamps.



- 28-31 Original type, 8 pieces.....**A17758N<sup>A</sup>** **3.99** set

**Outer Bumper Backing Plates** (4 required)

- 28-29 For outer clamps, front or rear.....**A17756B<sup>A</sup>** **6.99** ea.
- 30-31 For outer clamps, front or rear.....**A17756A<sup>A</sup>** **3.99** ea.

**Outer Bumper Clamp Decals** (1 or 2 required)

- 28-31 Self adhesive stickers, you cut out, does 4 clamps.....**A17758DEC<sup>A</sup>** **2.99** ea.

**Center Bumper Clamps**

- E28 Round, "Ford" script, stamped "Made in the USA".....**A17762BE<sup>A</sup>** **11.49** ea.
- M28 Round, "Ford" script, April 28 through May 29.....**A17762BM<sup>A</sup>** **14.99** ea.
- L28-31 Oval, polished stainless steel.....**A17762SS<sup>A</sup>** **9.99** ea.

**Center Bumper Clamp Decal**

- 30-31 Self adhesive stickers, you cut out, does 1 clamp.....**A17762DEC<sup>A</sup>** **1.99** ea.

**Center Bumper Clamp Backing Plates**

- 28-M29 Wide-style, use with round clamps, 1928 through May 1929.....**28-72964<sup>A</sup>** **1.79** ea.



- M29-31 June 1929 through 1931.....**A17765B<sup>A</sup>** **1.99** ea.

**Chrome Paint** (as required)

- ALL Great for touching up old bumpers, 12 oz. spray can \*.....**RSP24<sup>A</sup>** **10.99** ea.

**MAC's MODEL A SMART-BUY!**

Save big with MAC's **MODEL A SMART-BUY** Kits!

**30-31 Chrome Front Bumper Master Kit**

Complete chrome front bumper master kit includes everything you need to replace your old set.

Kit includes (1) each (unless otherwise noted) of the following: (1) pair chrome front bumper bars (A17750BF), (2) stainless steel outer bumper clamps (A17758SS), (2) bumper backing plates (A17756A), stainless steel center bumper clamp, oval (A17762SS), center clamp backing plate (A17765B), (2) chrome bumper bar end bolts (A17834) and (2) chrome bumper spacers (A17759C).

- 30-31 Chrome front bumper master kit .....**A17750BFBKT<sup>A</sup>** **365.99** kit

**30-31 Polished Stainless Steel Front Bumper Master Kit**

Complete polished stainless steel front bumper master kit includes everything you need to replace your old set.

Kit includes (1) each (unless otherwise noted) of the following: (1) pair stainless steel front bumper bars (A17752BS), (2) stainless steel outer bumper clamps (A17758SS), (2) bumper backing plates (A17756A), stainless steel center bumper clamp, oval (A17762SS), center clamp backing plate (A17765B), (2) stainless steel bumper bar end bolts (A17834SS) and (2) stainless steel bumper spacers (A17759SS).

- 30-31 Polished stainless steel front bumper master kit .....**A17752BSKT<sup>A</sup>** **384.99** kit



**\*HAZARDOUS MATERIAL**—can only be shipped by ground/surface within the U.S. because of government regulations.



truck freight—requires additional shipping charges



oversize/overweight—requires additional shipping charges



Prop 65 warning for California residents, see inside front cover for details

## Rear Bumper Bar Sets (1 set does one car)

28-29	Chrome (shown).....	<b>A17814AR<sup>Δ</sup></b>	<b>330.99</b>	set
28-29	Polished stainless steel.....	<b>A17816AS<sup>Δ</sup></b>	<b>388.99</b>	set
30-31	Chrome.....	<b>A17814BR<sup>Δ</sup></b>	<b>315.99</b>	set
30-31	Polished stainless steel (shown).....	<b>A17816BS<sup>Δ</sup></b>	<b>330.99</b>	set
30-31	Polished stainless steel, Victoria.....	<b>A17816VS<sup>Δ</sup></b>	<b>376.99</b>	set
1931	Chrome, Town Sedan Slant Windshield.....	<b>A17814SW<sup>Δ</sup></b>	<b>330.99</b>	set
1931	Polished stainless steel, Town Sedan Slant Windshield.....	<b>A17814SWSS<sup>Δ</sup></b>	<b>335.99</b>	set

## Rear Bumperette Repair Kit

28-29	Plates that attach to the inside edge of the rear bumpers, includes 2 plates and 8 rivets, plates have rounded corners and "C" code stamped into them as original.....	<b>A17814AP<sup>Δ</sup></b>	<b>11.99</b>	kit
-------	--	-----------------------------	--------------	-----

## Bumper Bar End Bolts (as required)

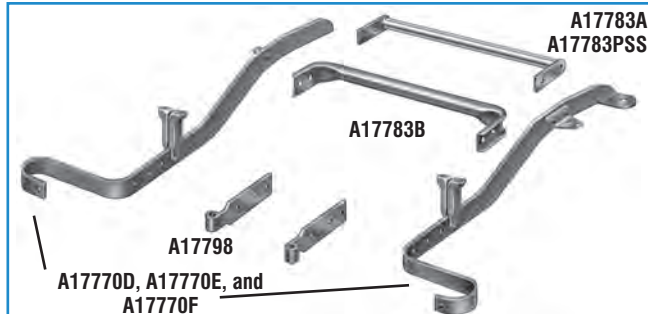
2	required for 28-29, 4 required for 30-31.			
28-31	Cadmium-plated, with nut.....	<b>A17834CA<sup>Δ</sup></b>	<b>7.99</b>	pr.
28-31	Chrome-plated, with nut.....	<b>A17834<sup>Δ</sup></b>	<b>6.99</b>	ea.
28-31	Stainless steel, with nut.....	<b>A17834SS<sup>Δ</sup></b>	<b>14.99</b>	ea.

## Bumper Spacers (as required)

2	required for 28-29, 4 required for 30-31.			
28-M30	Die cast steel, rolled type, you must paint black, vertical seam.....	<b>A17759B<sup>Δ</sup></b>	<b>2.49</b>	ea.
M30-31	You must paint black, horizontal seam, August 1930 through 1931.....	<b>28-72968<sup>Δ</sup></b>	<b>0.95</b>	ea.
28-31	Chrome-plated, no seam.....	<b>A17759C<sup>Δ</sup></b>	<b>5.99</b>	ea.
28-31	Stainless steel, no seam (shown).....	<b>A17759SS<sup>Δ</sup></b>	<b>3.99</b>	ea.

## Rear Bumper Arm Set

28-31	Coupe and Roadster, 5" body stand.....	<b>A17770E</b>	<b>200.99</b>	set
-------	--	----------------	---------------	-----



## Rear Bumper Arm to Body Brackets (Body Stands) (2 required)

28-31	Coupe and Roadster, 5" tall.....	<b>A17830<sup>Δ</sup></b>	<b>19.99</b>	ea.
28-29	Sedan and 30-31 Phaeton, 3" tall.....	<b>A17830B<sup>Δ</sup></b>	<b>19.99</b>	ea.
30-31	Sedans, except Slant Window, 4-1/2" tall.....	<b>A17830A<sup>Δ</sup></b>	<b>19.99</b>	ea.

## Rear Bumper Arm Support Bracket

28-31	Includes hardware, for A's with wooden sub rails, goes around the sub rail and offers support to the bumper arm to body brackets (our A17830A and A17830B), Fordor Sedan (2 required).....	<b>A17831<sup>Δ</sup></b>	<b>19.99</b>	ea.
-------	--	---------------------------	--------------	-----

## Rear Bumper Cross Brace Spreaders

Bolts between bumper braces.

28-30	Tubular steel.....	<b>A17783A<sup>Δ</sup></b>	<b>63.99</b>	ea.
30-31	Pressed steel.....	<b>A17783B<sup>Δ</sup></b>	<b>39.99</b>	ea.
28-31	Polished finish tubular stainless steel, aftermarket item to spruce up your car!.....	<b>A17783PSS<sup>Δ</sup></b>	<b>200.99</b>	ea.

## MAC's MODEL A SMART-BUY!

Save big with MAC's **MODEL A SMART-BUY** Kits!

### L28-29 Chrome Rear Bumper Master Kit

Complete chrome rear bumper master kit includes everything you need to replace your old set.

Kit includes the following:

- (1) set, chrome rear bumper bars (A17814AR),
- (2) chrome outer bumper clamps (A17758B),
- (2) clamp backing plates (A17756B),
- (2) chrome bumper bar end bolts (A17834) and
- (2) chrome bumper spacers (A17759C).

L28-29	Chrome rear bumper master kit.....	<b>A17814ARKT<sup>Δ</sup></b>	<b>389.99</b>	kit
--------	------------------------------------	-------------------------------	---------------	-----



### L28-29 Polished Stainless Steel Rear Bumper Master Kit

Complete polished stainless steel rear bumper master kit includes everything you need to replace your old set.

Kit includes following: (1) set, polished stainless steel rear bumper bars (A17816AS), (2) stainless steel outer bumper clamps (A17758SS), (2) clamp backing plates (A17756B), (2) stainless steel bumper bar end bolts (A17834SS) and (2) stainless steel bumper spacers (A17759SS).

L28-29	Polished stainless steel rear bumper master kit.....	<b>A17816ASKT<sup>Δ</sup></b>	<b>489.99</b>	kit
--------	--	-------------------------------	---------------	-----

## Rear Bumper Cross Brace Bolt Sets

Correct dome-head-style bolts, as original.



28-29	16 pieces, original-style.....	<b>A17787MB<sup>A</sup></b>	<b>7.99</b> set
30-E31	12 pieces, original-style.....	<b>A17785MB<sup>A</sup></b>	<b>7.99</b> set
L31	12 pieces, original-style.....	<b>A17786MB<sup>A</sup></b>	<b>9.99</b> set

## Rear Bumper Bar Bracket (2 required)

6" long with an eyelet at one end for the bumper to fasten to. Cut the eyelet off when you are using a luggage rack and full bumper.

30-31	.....	<b>A17798<sup>A</sup></b>	<b>19.49</b> ea.
-------	-------	---------------------------	------------------



## Rear Bumper Bracket Mounting Bolt Set



28-31	18 pieces .....	<b>A17770MB<sup>A</sup></b>	<b>6.99</b> set
-------	-----------------	-----------------------------	-----------------

## Spare Wheel Guard Assemblies



30-31	Polished stainless steel, with original style mounting brackets, special bolts and nuts .....	<b>A17806<sup>A</sup></b>	<b>127.99</b> ea.
30-31	Polished stainless steel, bar only.....	<b>A17806BAR<sup>A</sup></b>	<b>100.99</b> ea.
30-31	Mounting brackets only, with special bolts and nuts .....	<b>A17806BKTS<sup>A</sup></b>	<b>39.99</b> pr.

**MAC's buy!**  
**\$ save \$**

## Spare Tire Blank-Off Screw Set

28-31	Screws and button to fill unused rear tire carrier holes, 3 pieces.....	<b>A17807<sup>A</sup></b>	<b>7.99</b> set
-------	---	---------------------------	-----------------

### Screw Only (2 required)

28-31	.....	<b>A17807S<sup>A</sup></b>	<b>3.99</b> ea.
-------	-------	----------------------------	-----------------

### Plug Button Only

28-31	.....	<b>A17807P<sup>A</sup></b>	<b>0.99</b> ea.
-------	-------	----------------------------	-----------------



## Outer Bumper Clamps (4 required)



28-30	Steel, chrome-plated, with nut and washer, blue enamel already on it.....	<b>A17758B<sup>A</sup></b>	<b>17.99</b> ea.
28-30	Forged steel, chrome-plated with blue painted inserts, because the clamps are forged, they won't snap while you are out for a drive, like the cheaper cast steel clamps, a must for the driver.....	<b>A17758BTQ<sup>A</sup></b>	<b>23.99</b> ea.
28-30	Chrome, for Model A's built in Canada only .....	<b>A17758BCAN<sup>A</sup></b>	<b>66.99</b> ea.



30-31	Steel, stainless steel clad cover, with nut and washer, blue enamel already on it.....	<b>A17758SS<sup>A</sup></b>	<b>15.99</b> ea.
30-31	Chrome, for Model A's built in Canada only .....	<b>A17758BCAN<sup>A</sup></b>	<b>17.49</b> ea.

## Nut and Lock Washer Set for Outer Bumper Clamps

For original fine thread, not for use on reproduction clamps.



28-31	Original type, 8 pieces .....	<b>A17758N<sup>A</sup></b>	<b>3.99</b> set
-------	-------------------------------	----------------------------	-----------------

## Outer Bumper Backing Plates (4 required)



28-29	For outer clamps, front or rear.....	<b>A17756B<sup>A</sup></b>	<b>6.99</b> ea.
30-31	For outer clamps, front or rear.....	<b>A17756A<sup>A</sup></b>	<b>3.99</b> ea.

# MAC's MODEL A SMART-BUY!

Save big with MAC's **MODEL A SMART-BUY** Kits!

## 30-31 Chrome Rear Bumper Master Kit

Complete chrome rear bumper master kit includes everything you need to replace your old set.

Kit includes the following:

- (1) set, chrome rear bumper bars (A17814BR),
- (2) stainless steel outer bumper clamps (A17758SS),
- (2) clamp backing plates (A17756A),
- (4) chrome bumper bar end bolts (A17834) and
- (4) chrome bumper spacers (A17759C).

30-31	Chrome rear bumper master kit .....	<b>A17814BRKT<sup>A</sup></b>	<b>344.99</b> kit
-------	-------------------------------------	-------------------------------	-------------------



## 30-31 Polished Stainless Steel Rear Bumper Master Kit

Complete polished stainless rear bumper master kit includes everything you need to replace your old set.

Kit includes the following: (1) set, polished stainless steel rear bumper bars (A17816BS), (2) stainless steel outer bumper clamps (A17758SS), (2) clamp backing plates (A17756A), (4) stainless steel bumper bar end bolts (A17834SS) and (4) stainless steel bumper spacers (A17759SS).

30-31	Polished stainless steel rear bumper master kit.....	<b>A17816BSKT<sup>A</sup></b>	<b>431.99</b> kit
-------	--	-------------------------------	-------------------



*Be sure to check the shock to frame fitment. The shock must seat flush to the frame and the bolts must be positioned correctly prior to being tightened. Hand tighten and check your fit prior to torquing up the bolts. Incorrect alignment could cause the shock ears to snap off when tightened.*

## Shock Absorbers



Some of the replacement shocks that have been on the market for years prematurely failed. Many of those shocks were out of tolerance, were poorly machined, and contained metal shavings that would chew up the internal seals. Using that information and a combination of good originals, and original Ford prints, these new shocks are designed for today's driving conditions. They can even be adjusted to get as firm or soft a ride as you want. Made in the USA!

### 1928 through October 1930

- |       |  |   |
|-------|--|---|
|       |  |   |
| 28-30 | Model A shock absorber, Houdaille, square adjusting needle type, upgraded internals, right front or left rear (2 required) ..... | <b>28-369274<sup>A</sup></b> <b>301.99</b> ea.  |
| 28-30 | Model A shock absorber, Houdaille, square adjusting needle type, upgraded internals, left front or right rear (2 required) ..... | <b>28-369276<sup>A</sup></b> <b>301.99</b> ea.  |
| 28-30 | Model A shock absorber set, two front and two rear, Houdaille, square adjusting needle type, upgraded internals (shown)          | <b>28-369295<sup>A</sup></b> <b>1294.99</b> set |

### November 1930 through 1931

- |       |   |   |
|-------|---|---|
|       |   |   |
| 30-31 | Model A shock absorber, Houdaille, hex adjusting needle type, upgraded internals, right front or left rear (2 required) ..... | <b>28-369296<sup>A</sup></b> <b>301.99</b> ea.  |
| 30-31 | Model A shock absorber, Houdaille, hex adjusting needle type, upgraded internals, left front or right rear (2 required) ..... | <b>28-369298<sup>A</sup></b> <b>301.99</b> ea.  |
| 30-31 | Model A shock absorber set, two front and two rear, Houdaille, hex adjusting needle type, upgraded internals (shown)          | <b>28-369299<sup>A</sup></b> <b>1294.99</b> set |

### Shocks, Individual (2 required)

Less arm, filled with fluid and ready to mount.

- |       |                                |  |
|-------|--------------------------------|--|
|       |                                |  |
| 28-31 | Right front or left rear ..... | <b>A18015B<sup>A</sup></b> <b>294.99</b> ea. |
| 28-31 | Left front or right rear ..... | <b>A18016B<sup>A</sup></b> <b>294.99</b> ea. |

## Shock Absorber Set

Includes shocks, tubular links, seals, cups and bolts.

**MAC's buy!**  
**5 save 5**



- |       |                      |  |
|-------|----------------------|--|
| 28-31 | Houdaille type ..... | <b>A18010SH<sup>A</sup></b> <b>1436.99</b> set |
|-------|----------------------|--|

## Shock to Frame Mounting Bolt Set



Will attach all four shocks to the frame.

- |       |                 |   |
|-------|-----------------|---|
| 28-31 | 24 pieces ..... | <b>A18015MB<sup>A</sup></b> <b>7.99</b> set |
|-------|-----------------|---|

## Shock Oil Plug (as required)

- |       |  |   |
|-------|--|---|
| 28-31 | Original hydraulic shocks used this so oil could be added to them..... | <b>A18017PL<sup>A</sup></b> <b>1.99</b> ea. |
|-------|--|---|



## Shock Arms (2 required)

Forged steel, less mounting bolt.

- |       |            |   |
|-------|------------|---|
|       |            |   |
| 28-31 | Front..... | <b>A18047B<sup>A</sup></b> <b>33.99</b> ea. |
| 28-31 | Rear ..... | <b>A18052B<sup>A</sup></b> <b>33.99</b> ea. |

## Shock Arm Clamping Bolt Set

- |       |  |  |
|-------|--|--|
| 28-31 | 4 bolts, nuts and cotter pins, does 4 shocks ..... | <b>A18047/52MB<sup>A</sup></b> <b>7.99</b> set |
|-------|--|--|



## Grease Seal Set

For original tubular shock link.

- |       |                        |  |
|-------|------------------------|--|
| 28-31 | Rubber, 8 pieces ..... | <b>A18058<sup>A</sup></b> <b>10.99</b> set |
|-------|------------------------|--|



## Metal Cap (8 required)

For original tubular shock link grease seal.

- |       |       |   |
|-------|-------|---|
| 28-31 | ..... | <b>A18059<sup>A</sup></b> <b>2.49</b> ea. |
|-------|-------|---|



## Ford Shock Absorber Fluid

- |       |  |  |
|-------|--|--|
| 28-31 | 1 pint, enough for 4 shocks, not for reproduction shocks ..... | <b>A18099<sup>A</sup></b> <b>11.99</b> |
|-------|--|--|



## Modern Shock Absorber Set

Complete set to do both front and rear shocks with a more modern cylinder-style shock (these do not look like the originals).

- |       |       |   |
|-------|-------|---|
|       |       |   |
| 28-31 | ..... | <b>A18010SH/MOD<sup>A</sup></b> <b>406.99</b> set |

## Modern Gas Shock Kit

Includes 2 front and 2 rear gas shocks with new rubber bushings and steel cup washers.

- |       |  |   |
|-------|--|---|
|       |  |   |
| 28-31 | Replacement gas shocks for our A18010SH/MOD..... | <b>A18015/16MOD<sup>A</sup></b> <b>122.99</b> kit |

**Tubular Shock Link Set**

56 pieces, complete, includes all internal and external parts.

**Typical Tubular Shock Link**28-31 Original type ..... **A18063BS<sup>A</sup>** **120.99** set**Individual Tubular Shock Link** (4 required)28-31 Original type ..... **A18063<sup>A</sup>** **22.99** ea.**Shock Link** (4 required)28-31 Dog bone type, replacement type ..... **B18055<sup>A</sup>** **14.99** ea.**Shock Absorber DVD**

This helpful DVD is produced by Diablos A's, a Model A Ford Club of America chapter. While this DVD is not professionally done, the information simply can't be beat. This DVD is done in a four-part format, covering the history of shock absorbers, how to disassemble and clean old shocks, how to reassemble the shocks the correct way, and a bibliography if you would like to learn more.

28-31 68-minute run time ..... **ADVD3<sup>A</sup>** **26.99** ea.**Shock Link Ball Seat Set**

No greasing necessary. This 16-piece set will refurbish four links and is tested for 25,000 miles without wear.

28-31 Teflon ..... **A18060T<sup>A</sup>** **31.99** set**Shock Link Ball Seat** (16 required)

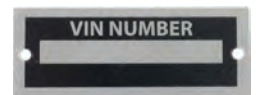
For original tubular shock link.

28-31 Bronze, need 4 per link ..... **A18060A<sup>A</sup>** **3.99** ea.**Shock Link Bushing Set**

For dog bone type shock link.

28-31 8 pieces, rubber ..... **B18060<sup>A</sup>** **5.99** set**Shock Link Hardware**28-31 Screw-in plug (4 required) ..... **A18061<sup>A</sup>** **2.49** ea.28-31 Spring (4 required) ..... **A18062B<sup>A</sup>** **2.49** ea.28-31 Spacer (4 required) ..... **A18064<sup>A</sup>** **2.49** ea.28-31 Lube fitting, 5/16", original type ..... **A772092<sup>A</sup>** **1.99** ea.28-31 Lube fitting, 5/16", modern type, has an internal ball check valve..... **A772092M<sup>A</sup>** **3.99** ea.**DATA PLATES****Reproduction Sparton™ Horn Plate**28-31 For top of back cover ..... **A13802<sup>A</sup>** **2.49** ea.**Horn Data Plate Mounting Rivet Set**28-31 2 nickel split rivets ..... **A13803<sup>A</sup>** **0.95** set**Data Patent Plate**28-31 Mounts on firewall ..... **A18650<sup>A</sup>** **2.49** ea.**Data Patent Plate Mounting Rivet Set**28-31 Includes 4 stainless steel screw rivets, and 4 kep nuts..... **A18650MB<sup>A</sup>** **3.99** set**Cowl Plate**28-29 Murray, brass-plated, goes on passenger side bottom ..... **A18653<sup>A</sup>** **6.99** ea.**Owners Plates**

Personalize this accessory by engraving your name and vehicle's year!

28-31 ..... **A18650P<sup>A</sup>** **7.99** ea.28-31 Universal, has areas to engrave your personal data, but it also has an area to engrave your vehicle make information, making it great for any antique or Street Rod..... **A18650U<sup>A</sup>** **12.99** ea.**VIN Number Plate**28-31 2-1/2" x 1", has an area where you can engrave your VIN number..... **A18654U<sup>A</sup>** **10.99** ea.**Body Number Plates**28-31 Briggs, zinc material, 100% authentic, includes rivets..... **A18651Z<sup>A</sup>** **4.99** ea.28-31 Briggs, brass ..... **A18651<sup>A</sup>** **2.99** ea.28-31 Murray, zinc material, 100% authentic, includes rivets..... **A18652Z<sup>A</sup>** **6.99** ea.28-31 Murray, brass ..... **A18652<sup>A</sup>** **3.99** ea.**Rivet Screw Set**28-31 Drive rivets for mounting all styles of data plates, 10 pieces ..... **A80100<sup>A</sup>** **2.99** set

## Windwing Clamp Sets

Glass pattern, glass bedding and instructions included.

### Open Car




28-29 Chrome, less glass.....**A18200A<sup>Δ</sup>** **81.99** set



30-34 Chrome, less glass.....**A18200B<sup>Δ</sup>** **81.99** set

### Closed Car



28-31 Chrome, less glass.....**A18200C<sup>Δ</sup>** **73.99** set

## Windwing Clamp Rubber Pads

Used for mounting A18200A and A18200B, goes between the bracket and glass.



28-34 Pad set, molded, 8 pieces ..... **A18200PA<sup>Δ</sup>** **6.99** set

28-34 10" x 1-1/2" x 1/16", composite glass tape, trace clamps and cut as required.....**A45963X<sup>Δ</sup>** **9.99** roll

## Windwing Bracket Tension Washer Set

Goes under the head of the locking bolt stud that goes into the frame.



28-34 Open car, 4 pieces.....**A18200S<sup>Δ</sup>** **3.99** set

## Installing Windwing Brackets

Measure the area on the body or door post where the bracket will be mounted. Tape the bracket into place and cut a template from 1/4" material (plywood or fiberboard) the same size as the glass that will be installed. Assemble the gripper and install the template on the windshield post clamps. Check all clearances to make sure the windwings will open properly. Mark the areas where holes will be drilled, making sure that there will be room for the nuts on the back side. Center punch for drilling, drill the holes and install the glass.

## Thread Locker

Locks threaded fasteners in place, guarding against loosening because of vibration, prevents threads from rusting and leaking, the bond can be broken easily with hand tools when disassembly is required, great for many areas on your Model A.



ALL Permatex, blue, .20 oz. .... **RSP242<sup>Δ</sup>** **7.99** ea.

## Windwing Mirror (2 required)

Round, clamps to windwing glass.



28-34 Brass..... **T7853WWB<sup>Δ</sup>** **37.99** ea.

## Windwing Glass (not available in tint)

### Plain Glass



28-29 Open car..... **AGWW2829OC<sup>Δ</sup>** **39.99** pr.

28-29 Closed car, for original-type brackets only ..... **AGWW2829CC<sup>Δ</sup>** **49.99** pr.

30-31 Standard open car ..... **AGWW3031OCS<sup>Δ</sup>** **44.99** pr.



30-31 Deluxe open car ..... **AGWW3031OCD<sup>Δ</sup>** **44.99** pr.

30-31 Closed car Coupe and Sedan, for original-type brackets only ..... **AGWW3031CC<sup>Δ</sup>** **43.99** pr.

30-31 Victoria Coupe, for original-type brackets only ..... **AGWW3031CCV<sup>Δ</sup>** **66.99** pr.

### Etched Glass

Etched with floral leaf design. Custom etching other than this is not currently available from MAC's.



28-29 Open car..... **AGWW2829OCET<sup>Δ</sup>** **65.99** pr.

28-29 Closed car, for original-type brackets only ..... **AGWW2829CCET<sup>Δ</sup>** **65.99** pr.

30-31 Deluxe open car ..... **AGWW3031OCDET<sup>Δ</sup>** **61.99** pr.

30-31 Closed car, Coupe and Sedan, for original-type brackets only ..... **AGWW3031CCET<sup>Δ</sup>** **65.99** pr.







## MotoMeters with Radiator Caps

28-29	Plain trim, chrome, wings not included .....	<b>A18356<sup>A</sup></b>	<b>102.99</b>	ea.
30-31	Plain trim, chrome, wings not included * .....	<b>A18357<sup>A</sup></b>	<b>105.99</b>	ea.
28-29	Wreath trim, chrome, wings not included.....	<b>A18358<sup>A</sup></b>	<b>103.99</b>	ea.
30-31	Wreath trim, chrome, wings not included * .....	<b>A18359<sup>A</sup></b>	<b>103.99</b>	ea.

\* Might require "Dremel"-type grinding to fit some original and reproduction radiator necks.

### MotoMeters

28-31	Plain trim, chrome .....	<b>A18354PC<sup>A</sup></b>	<b>63.99</b>	ea.
28-31	Wreath trim, chrome.....	<b>A18354CR<sup>A</sup></b>	<b>63.99</b>	ea.

### MotoMeter Locking Caps Only

Prevents theft and is hinged at the top to allow ease in refilling your radiator.

28-29	Chrome.....	<b>A18360AR<sup>A</sup></b>	<b>61.99</b>	ea.
30-31	Chrome.....	<b>A18360B<sup>A</sup></b>	<b>61.99</b>	ea.

### MotoMeter Wings

With approximately 7-3/4" wing span.



28-31	Brass.....	<b>A18355BR<sup>A</sup></b>	<b>24.99</b>	ea.
28-31	Chrome.....	<b>A18355<sup>A</sup></b>	<b>33.99</b>	ea.

### MotoMeter Mounting Nut

28-31	Brass, holds MotoMeter to cap .....	<b>A18361N<sup>A</sup></b>	<b>2.49</b>	ea.
-------	-------------------------------------	----------------------------	-------------	-----

### MotoMeter Gasket

28-31	For locking cap type, fiber (shown).....	<b>A18360G<sup>A</sup></b>	<b>2.49</b>	ea.
28-31	Use instead of A18360G if your hinge is worn, slightly thicker, so cap will seal tightly .....	<b>A18360R<sup>A</sup></b>	<b>1.99</b>	ea.

### MotoMeter to Locking Cap Gasket

28-31	Pad, rubber.....	<b>A18361MM<sup>A</sup></b>	<b>2.49</b>	ea.
-------	------------------	-----------------------------	-------------	-----

## MotoMeter Repair Kit



28-31	Contains (2) lens and gaskets and (8) screws.....	<b>A18354RK<sup>A</sup></b>	<b>43.99</b>	kit
-------	---	-----------------------------	--------------	-----

## MotoMeter Locking Cap Repair Kits



28-29	2 gaskets and set screw .....	<b>A18360ARK<sup>A</sup></b>	<b>5.99</b>	kit
-------	-------------------------------	------------------------------	-------------	-----



30-31	2 gaskets, washers, screws and brass tabs .....	<b>A18360BRK<sup>A</sup></b>	<b>7.99</b>	kit
-------	---	------------------------------	-------------	-----

## Flying Quail Locking Radiator Caps



28-29	Chrome.....	<b>A18385AR<sup>A</sup></b>	<b>106.99</b>	ea.
30-31	Chrome * .....	<b>A18385B<sup>A</sup></b>	<b>106.99</b>	ea.
28-29	Chrome, with thermometer .....	<b>A18385ART<sup>A</sup></b>	<b>101.99</b>	ea.
30-31	Chrome, with thermometer * .....	<b>A18385BT<sup>A</sup></b>	<b>106.99</b>	ea.

\* Might require "Dremel"-type grinding to fit some original and reproduction radiator necks.

## Thermo Flying Quail Thermometer Repair Kit



28-31	.....	<b>A18385TQ<sup>A</sup></b>	<b>23.99</b>	kit
-------	-------	-----------------------------	--------------	-----

## Radiator Cap Mounted Flag Set



28-31	Mounts to any MotoMeter .....	<b>TA-FLAG1<sup>A</sup></b>	<b>27.49</b>	set
-------	-------------------------------	-----------------------------	--------------	-----



## Windshield Frames, Open Car

All windshield frames are made in the USA and come without any holes drilled, except for Slant Windshield.



- |       |  |                               |                   |
|-------|--|-------------------------------|-------------------|
| 28-29 | Steel, original type,<br>14-1/2" high, round tubing  | <b>A37110AB</b> <sup>Δ</sup>  | <b>365.99</b> ea. |
| 28-29 | Chrome, original type,<br>14-1/2" high, round tubing | <b>A37110AC</b> <sup>Δ</sup>  | <b>693.99</b> ea. |
| 30-31 | Steel, Standard,<br>15-1/4" high, round tubing       | <b>A37110BP</b> <sup>Δ</sup>  | <b>365.99</b> ea. |
| 30-31 | Chrome, Standard,<br>15-1/4" high, round tubing      | <b>A37110BC</b> <sup>Δ</sup>  | <b>647.99</b> ea. |
| 30-31 | Steel, Deluxe,<br>13-1/2" high, round tubing         | <b>A37110BPD</b> <sup>Δ</sup> | <b>350.99</b> ea. |
| 30-31 | Chrome, Deluxe,<br>13-1/2" high, round tubing        | <b>A37110BCD</b> <sup>Δ</sup> | <b>647.99</b> ea. |

## Street Rod Windshield Frames, Open Car

All Street Rod windshield frames are chopped 2".

- |       |  |                                 |                   |
|-------|--|---------------------------------|-------------------|
| 28-29 | Steel, 12-1/2" high,<br>round tubing           | <b>SR37110ABC</b> <sup>Δ</sup>  | <b>355.99</b> ea. |
| 28-29 | Chrome, 12-1/2" high,<br>round tubing          | <b>SR37110ACC</b> <sup>Δ</sup>  | <b>511.99</b> ea. |
| 30-31 | Steel, Standard, 13-1/4"<br>high, round tubing | <b>SR37110BPC</b> <sup>Δ</sup>  | <b>325.99</b> ea. |
| 30-31 | Steel, Deluxe, 11-1/2"<br>high, round tubing   | <b>SR37110BPDC</b> <sup>Δ</sup> | <b>338.99</b> ea. |
| 30-31 | Chrome, Deluxe, 11-1/2"<br>high, round tubing  | <b>SR37110BCDC</b> <sup>Δ</sup> | <b>554.99</b> ea. |

## Open Car Windshield Frame Screw Sets

Used to hold the frame together.



- |       |                  |                            |                 |
|-------|------------------|----------------------------|-----------------|
| 28-31 | Chrome, 4 pieces | <b>A80088</b> <sup>Δ</sup> | <b>0.95</b> set |
|-------|------------------|----------------------------|-----------------|



- |       |                           |                              |                 |
|-------|---------------------------|------------------------------|-----------------|
| 28-31 | Stainless steel, 4 pieces | <b>A80088SS</b> <sup>Δ</sup> | <b>3.99</b> set |
|-------|---------------------------|------------------------------|-----------------|

## Finger Pulls (2 required)

Paint black for 28-29,  
leave as is for 30-31.



- |       |                                 |                            |                 |
|-------|---------------------------------|----------------------------|-----------------|
| 28-31 | Chrome, with #8 oval head screw | <b>B37118</b> <sup>Δ</sup> | <b>6.99</b> ea. |
|-------|---------------------------------|----------------------------|-----------------|

## Finger Pull Screws Only

- |       |          |                              |                 |
|-------|----------|------------------------------|-----------------|
| 28-31 | 2 pieces | <b>B37118MB</b> <sup>Δ</sup> | <b>2.99</b> set |
|-------|----------|------------------------------|-----------------|

## Windshield Stanchions

- |       |   |                              |                   |
|-------|---|------------------------------|-------------------|
| 28-29 | Stamped steel, holes drilled,<br>plain, right and left              | <b>A37138A</b> <sup>Δ</sup>  | <b>228.99</b> pr. |
| 28-29 | Stamped steel, holes drilled,<br>stainless steel, right and<br>left | <b>A37138AC</b> <sup>Δ</sup> | <b>296.99</b> pr. |



## Upper Windshield Stanchions

- |       |   |                               |                   |
|-------|---|-------------------------------|-------------------|
| 30-31 | Same as above, except<br>left side is tapped for<br>mirror    | <b>A37138BLT</b> <sup>Δ</sup> | <b>223.99</b> pr. |
| 30-31 | Same as above, except<br>both sides are tapped<br>for mirrors | <b>A37138BBT</b> <sup>Δ</sup> | <b>222.99</b> pr. |

## Lower Stanchion Posts



- |       |   |                             |                   |
|-------|---|-----------------------------|-------------------|
| 30-31 | With studs, steel, open cars and<br>Roadster Pickup, right and left | <b>A37130S</b> <sup>Δ</sup> | <b>160.99</b> pr. |
|-------|---|-----------------------------|-------------------|

## Lower Stanchion Post Parts



- |       |  |                              |                 |
|-------|--|------------------------------|-----------------|
| 30-31 | Spacer set, lead, use between dash rail<br>and lower stanchion, separates into<br>2 pieces (shown) | <b>A37130/1</b> <sup>Δ</sup> | <b>8.99</b> set |
| 30-31 | Replacement pin (2 required)   | <b>28-72892</b> <sup>Δ</sup> | <b>2.49</b> ea. |

## Stanchion Screw Sets



- |       |   |                              |                 |
|-------|---|------------------------------|-----------------|
| 28-29 | Oval head, coarse thread, (5/16" x 18),<br>4 pieces | <b>A37140AS</b> <sup>Δ</sup> | <b>3.99</b> set |
| 30-31 | Oval head, fine thread, (5/16" x 24),<br>4 pieces   | <b>A37140BS</b> <sup>Δ</sup> | <b>7.99</b> set |
| L31   | Special countersunk slotted hex head,<br>4 pieces   | <b>A37140CS</b> <sup>Δ</sup> | <b>6.99</b> set |



## Ram Horn

Cast pieces in cowl that the lower stanchion attaches to.

30-31 ..... **A37132<sup>A</sup>** 355.99 pr.

## Windshield Post Sockets (2 required)

28-31 Lower socket, large, stainless steel cup for cone, 1-9/16" ID ..... **A37137L<sup>A</sup>** 8.99 ea.  
 28-31 Upper socket, small, stainless steel cup for cone, 1-3/16" ID ..... **A37137S<sup>A</sup>** 7.99 ea.

## Windshield Inside Post Liners (2 required)

30-31 Deluxe, stainless steel ..... **A37138PL<sup>A</sup>** 13.99 ea.

## Windshield Frame Cones (2 required)

Proper taper for correct fit.  
 Goes between the windshield frame and windshield stanchions at the pivot point, allowing the windshield to tilt.

28-29 Black powder-coated ..... **A37154B<sup>A</sup>** 7.99 ea.  
 30-31 Chrome ..... **A37154C<sup>A</sup>** 6.99 ea.  
 30-31 Same as above, except imported ..... **A37154R<sup>A</sup>** 3.99 ea.

## Windshield Stud and Nut Set

Used where the windshield pivots, includes stud and lock nuts.

28-31 Original-style, 3/8" x 24 thread, 4 pieces ..... **B37158<sup>A</sup>** 9.99 set

## Wingnut (2 to 4 required)

Used at the top of the windshield where it pivots, 30-31 used 2 extra to attach the upper and lower stanchions. 2 required for 28-29 and 4 required for 30-31.

28-31 Chrome ..... **A351000<sup>A</sup>** 4.99 ea.

## Wingnut Washer Set

These go between the stanchion and wingnut.

28-31 Stainless steel, 4 pieces ..... **A351000W<sup>A</sup>** 2.49 set

## Traffic Light Finders

Great neck saver, great gift idea.



ALL Economy version, suction cup for easy mounting ..... **A18300<sup>A</sup>** 9.99 ea.  
 ALL Deluxe chrome version, with prism... **A18300D<sup>A</sup>** 26.99 ea.

## Traffic Light Finder Base

ALL Powerful magnetic base for A18300D, eliminates need to drill any holes, chrome-plated ..... **A18300D-MNT<sup>A</sup>** 9.99

## Windshield Rubber Gasket Sets

Seals the windshield frame to the body.



28-29 ..... **A37199A<sup>A</sup>** 4.99 set  
 30-31 ..... **A37199B<sup>A</sup>** 7.99 set

## Windshield Snap (as required)

28-31 Original press-in-style, nickel plated ..... **A37170<sup>A</sup>** 2.99 ea.

## Body Side Curtain Socket Set

Lay the socket face down and take about a 1/8" diameter punch and go around the backside of the socket lightly tapping the stainless outer piece tighter against the crimped edge where the brass slips into it. This seems to work well and keeps them from coming apart during installation.

28-31 Open car, 6 sockets, fits 7/16" hole ..... **A81002<sup>A</sup>** 36.99 set

## Body Side Curtain Socket, Individual (6 required)

28-31 Open car, fits 7/16" hole ..... **A81002EA<sup>A</sup>** 7.99 ea.

## Body Side Curtain Socket Installation Tool

28-31 For proper installation ..... **A81002T<sup>A</sup>** 3.99 ea.

## Simichrome Polish

For brass, chrome and nickel. Simply the best!

ALL<sup>A</sup> 1.76 oz. tube ..... **POLISH<sup>A</sup>** 9.99 ea.

## Glass Bedding

10' piece, 1-1/2" x 1/16" thick, holds glass to frame.

ALL ..... **A45963X<sup>A</sup>** 9.99 roll

## Glass Silicone Sealers (as required)

ALL Black, 10.3 oz. cartridge ..... **RSP408BL<sup>A</sup>** 11.99 ea.  
 ALL Clear, 10.3 oz. cartridge ..... **RSP408C<sup>A</sup>** 9.99 ea.

## Glass Installation Tool

ALL Plastic ..... **RSP216<sup>A</sup>** 2.49 ea.

## Hook Tools



ALL Used to install the windshield and back glass ..... **RSP253<sup>A</sup>** 14.99 ea.  
 ALL Used to adjust seal edges without puncturing or tearing, clean trim and glass grooves or access hard-to-reach places ..... **RSP254** 19.99 ea.

## Quick Release Agent

Makes removal of windshield and back glass easier by softening or dissolving the old adhesive.

ALL 14 oz. spray can \* ..... **RSP958<sup>A</sup>** 14.99 ea.



**\*HAZARDOUS MATERIAL**—can only be shipped by ground/surface within the U.S. because of government regulations.



truck freight—requires additional shipping charges



oversize/overweight—requires additional shipping charges



Prop 65 warning for California residents, see inside front cover for details



## Windshield Frames, Closed Car

All of the frames below include the upper hinge.

### Aluminum



- 28-29 Aluminum, close to original, Tudor, Coupe, most Fordors, Closed Cab Pickup, Delivery and Station Wagon **US** ..... **A45410A**<sup>Δ</sup> **304.99** ea.
- 30-31 Aluminum, close to original, Coupe, Tudor, Fordor, Closed Cab Pickup, Delivery and Station Wagon, except Slant Windshield Fordor **US** ..... **A45410B**<sup>Δ</sup> **304.99** ea.
- 1931 Aluminum, Victoria and Slant Windshield Fordor Sedan **US** ..... **A45410E**<sup>Δ</sup> **304.99** ea.

### Polished Aluminum



- 28-31 Polished aluminum, close to original, street-rod-style, Tudor, Coupe, most Fordors, Closed Cab Pickup, Delivery and Station Wagon **US** ..... **A45410AC**<sup>Δ</sup> **558.99** ea.
- 1931 Polished aluminum, street-rod-style, Victoria and Slant Windshield Fordor Sedan **US** ..... **A45410EC**<sup>Δ</sup> **451.99** ea.

## Windshield Swing Arms

Lets windshield swing open or closed.



- 28-31 Chrome ..... **A45463**<sup>Δ</sup> **9.99** pr.



- 28-31 Stainless steel ..... **A45463SS**<sup>Δ</sup> **17.99** pr.

## Glass Bedding

10' piece, 1-1/2" x 1/16" thick, holds glass to frame.



- ALL ..... **A45963X**<sup>Δ</sup> **9.99** roll

## Windshield Frame Screw Sets



- 28-31 Holds frame together, 8 pieces ..... **A45510**<sup>Δ</sup> **2.99** set
- 28-31 Same as above, except stainless steel... **A45510SS**<sup>Δ</sup> **5.99** set

## Windshield Frame Nut (2 required)

Pressed into frame to hold windshield swing arm.



- 28-31 Aluminum ..... **A45475NUT**<sup>Δ</sup> **1.99** ea.

## Windshield Hinges

The piece the windshield hinges on. You must drill all holes and cut tapers on the ends. Non-original-style.



- 28-29 Aluminum ..... **A45411AR**<sup>Δ</sup> **14.99** ea.
- 28-29 Steel ..... **A45411ARSTL**<sup>Δ</sup> **122.99** ea.



- 30-31 Aluminum ..... **A45411A**<sup>Δ</sup> **14.99** ea.
- 30-31 Steel ..... **A45411ASTL**<sup>Δ</sup> **103.99** ea.



## Windshield Swing Arm Slide Knobs

Hold the swing arms in place when the windshield is open.

- |       |  |                             |                  |
|-------|--|-----------------------------|------------------|
| 28-31 | Chrome-plated, imported (2 required).....        | <b>B45482<sup>A</sup></b>   | <b>5.99</b> ea.  |
| 28-31 | Chrome-plated, made in the USA, top quality..... | <b>B45482US<sup>A</sup></b> | <b>16.99</b> pr. |

## Windshield Swing Arm Parts

- |       |  |                           |                 |
|-------|--|---------------------------|-----------------|
| 28-31 | Washers, chrome-plated, with rubber inserts, closed car..... | <b>A45477<sup>A</sup></b> | <b>9.99</b> pr. |
|-------|--|---------------------------|-----------------|

## Windshield Pivot Bolt and Nut Set

Holds the swing arm to the windshield frame on both sides.

- |       |                                |                            |                 |
|-------|--------------------------------|----------------------------|-----------------|
| 28-31 | Chrome-plated, closed car..... | <b>A45475S<sup>A</sup></b> | <b>5.99</b> set |
|-------|--------------------------------|----------------------------|-----------------|

## Windshield Swing Arm Pivot Spring Washer

- |       |   |                            |                  |
|-------|---|----------------------------|------------------|
| 28-31 | Use with A45475S, chrome, closed car..... | <b>A45475W<sup>A</sup></b> | <b>2.99</b> pair |
|-------|---|----------------------------|------------------|

## Windshield Slide Arm Brackets (2 required)

Attaches to windshield frame. Plain steel, not included with frames.

- |       |  |                              |                  |
|-------|--|------------------------------|------------------|
| 28-29 | Briggs Fordor Sedan, 60A and 60B Leatherback, made in the USA..... | <b>28-374878<sup>A</sup></b> | <b>11.99</b> ea. |
|-------|--|------------------------------|------------------|

**Steel, included with frames.**



- |       |   |                             |                  |
|-------|---|-----------------------------|------------------|
| 28-29 | Closed car.....                                       | <b>A45475AR<sup>A</sup></b> | <b>9.99</b> ea.  |
| 30-31 | Closed car, except Slant Windshield Fordor Sedan..... | <b>A45475BR<sup>A</sup></b> | <b>9.99</b> ea.  |
| 1931  | Slant Windshield.....                                 | <b>A45475SW<sup>A</sup></b> | <b>15.99</b> ea. |

## Windshield Vertical Garnish Mouldings

These garnish mouldings require hardware items SOH1106 or SOHSS1106S for mounting.



- |       |                             |                            |                  |
|-------|-----------------------------|----------------------------|------------------|
| 28-29 | Steel, Coupe and Tudor..... | <b>A45483B<sup>A</sup></b> | <b>48.99</b> pr. |
|-------|-----------------------------|----------------------------|------------------|



- |       |                                     |                            |                  |
|-------|-------------------------------------|----------------------------|------------------|
| 30-31 | Steel, Coupe, Tudor and Fordor..... | <b>A45483A<sup>A</sup></b> | <b>46.99</b> pr. |
|-------|-------------------------------------|----------------------------|------------------|



- |       |   |                              |                  |
|-------|---|------------------------------|------------------|
| 30-31 | Stainless steel, Coupe, Tudor and Fordor..... | <b>A45483ASS<sup>A</sup></b> | <b>61.99</b> pr. |
|-------|---|------------------------------|------------------|



- |      |                                    |                             |                  |
|------|------------------------------------|-----------------------------|------------------|
| 1931 | Die stamped, Slant Windshield..... | <b>A45483SW<sup>A</sup></b> | <b>65.99</b> pr. |
|------|------------------------------------|-----------------------------|------------------|



- |       |  |                               |                 |
|-------|--|-------------------------------|-----------------|
| 28-31 | 10/32" x 1/2", #8 head (as required).....                  | <b>SOH1106<sup>A</sup></b>    | <b>0.99</b> ea. |
| 28-31 | 10/32" x 1/2", #8 head, stainless steel (as required)..... | <b>SOHSS1106S<sup>A</sup></b> | <b>0.49</b> ea. |

## Tube Nut and Screw Sets

Chrome-plated, mounts under garnish moulding.

- |       |   |                           |                 |
|-------|---|---------------------------|-----------------|
| 1931  | Slant Windshield, 10 screws and 10 tube nuts.....                               | <b>A48222<sup>A</sup></b> | <b>7.99</b> set |
| 28-31 | Briggs Straight Windshield, Fordor and Cabriolet, 6 screws and 6 tube nuts..... | <b>A45484<sup>A</sup></b> | <b>9.99</b> set |



## Windshield Mounting Screw Sets



- |       |                             |                            |                 |
|-------|-----------------------------|----------------------------|-----------------|
| 28-29 | Black oxide, 27 pieces..... | <b>A45485A<sup>A</sup></b> | <b>1.99</b> set |
| 30-31 | Black oxide, 18 pieces..... | <b>A45485B<sup>A</sup></b> | <b>3.99</b> set |

## Windshield Frame Rubber Gasket

Rubber gaskets stretch when installed, so wait a day to trim for a tighter fit.

- |       |                            |                           |                  |
|-------|----------------------------|---------------------------|------------------|
| 28-31 | Bottom and sides, 84"..... | <b>A79500<sup>A</sup></b> | <b>17.99</b> ea. |
|-------|----------------------------|---------------------------|------------------|



## Windshield Hinge Rubber Gasket

- |       |  |                           |                 |
|-------|--|---------------------------|-----------------|
| 28-31 | Top, round edge exposed to the outside, 48"..... | <b>A79550<sup>A</sup></b> | <b>4.99</b> ea. |
|-------|--|---------------------------|-----------------|



## Windshield Rubber Gasket Set

- |      |  |                           |                  |
|------|--|---------------------------|------------------|
| 1931 | Slant Windshield, special hinge gasket, includes sides and bottom..... | <b>A45501<sup>A</sup></b> | <b>28.99</b> set |
|------|--|---------------------------|------------------|



## Windshield Header Covers

Slips over the face of the wood header above the windshield.



- |       |  |                            |                   |
|-------|--|----------------------------|-------------------|
| 28-29 | Fiberglass, Coupe and Tudor Sedan.....   | <b>A45600F<sup>A</sup></b> | <b>160.99</b> ea. |
| 28-29 | Steel, Coupe and Tudor Sedan, might require finishing because these are hand-made..... | <b>A45600S<sup>A</sup></b> | <b>258.99</b> ea. |

## Windshield Header Screw Set

- |       |                                     |                           |                 |
|-------|-------------------------------------|---------------------------|-----------------|
| 28-31 | Inside of windshield, 5 pieces..... | <b>A45505<sup>A</sup></b> | <b>0.99</b> set |
|-------|-------------------------------------|---------------------------|-----------------|



## MAC's MODEL A SMART-BUY!

Save big with MAC's **MODEL A SMART-BUY** Kits!

### Windshield Swing Arm Kit




- |       |  |                             |                  |
|-------|--|-----------------------------|------------------|
| 28-31 | This kit includes 1 each of: swing arms (A45463SS), pivot bolt and nut set (A45475S), swing arm washers (A45477) and slide knobs (B45482US)..... | <b>A45464ST<sup>A</sup></b> | <b>43.99</b> kit |
|-------|--|-----------------------------|------------------|



## Floorboard Sets, Front

Floorboards are precision cut plywood that you must stain black.



- 28-29 Front, brake to front, 2 pieces (shown) ..... **A35130/31A<sup>Δ</sup>** **58.99** set  
 30-31 Front, brake to right, 2 pieces ..... **A35130/31B<sup>Δ</sup>** **58.99** set

## Floorboards

Floorboards are precision cut plywood that you must stain black.



- 28-31 Center, Tudor Sedan (shown) ..... **A35134<sup>Δ</sup>** **44.99** ea.  
 28-29 Rear, Phaeton and Tudor Sedan ..... **A35133<sup>Δ</sup>** **44.99** ea.  
 30-31 Rear, Phaeton and Tudor Sedan ..... **A35135<sup>Δ</sup>** **44.99** ea.

## Floorboard Cover Plates and Parts



- E28 Early 28 through November 28, rubber with diamond pattern, (6" x 8") ..... **A35122AR<sup>Δ</sup>** **78.99** ea.  
 28-31 Steel, use with felt pads (A35123AR), 2 pieces ..... **A35122S<sup>Δ</sup>** **6.99** set  
 30-31 Steel, use with felt pads (A35123AR), 400A, Victoria and Deluxe Phaeton, for cars with dropped steering column, 2 pieces ..... **A35122C<sup>Δ</sup>** **32.99** set



- 28-31 Mounting kit, 6 pieces ..... **A35123MB<sup>Δ</sup>** **2.49** kit  
 28-31 Felt pad set, 2 pieces ..... **A35123AR<sup>Δ</sup>** **3.99** set

## Floorboard Inspection Plate Cover

Enables you to grease your throw-out bearing without removing the floorboard.

- E28 ..... **A35124AR<sup>Δ</sup>** **29.99** ea.



## Floorboard Reinforcement Iron Brackets



- 1928 Used until March 28, supports plank wood floors, rivets included ..... **A35135AR<sup>Δ</sup>** **44.99** set  
 28-31 Original-style with rounded corners, includes 2 sets of rivets for different thicknesses of floorboards ..... **A35135ORG<sup>Δ</sup>** **17.99** set  
 28-31 Mount approximately 1" from the gear shift opening, rivets to the front floorboards to support the front diagonal firewall floorboard ..... **A35135RE<sup>Δ</sup>** **14.99** pr.

## Floorboard Seal Set (1 to 3 sets required)

Seals out air and fumes. Order 1 set for front, 1 for middle, 1 for rear.



- 28-31 Black cotton lacing and tacks ..... **A35170AS<sup>Δ</sup>** **9.99** set

## Floorboard Bolt and Washer Sets



- 28-31 Front, authentic black oxide finish, 24 pieces ..... **A80033A<sup>Δ</sup>** **3.99** set  
 28-31 Center and rear, Tudor, authentic black oxide finish, 32 pieces ..... **A80033B<sup>Δ</sup>** **3.99** set

## Floor Mat Stud Set



- 28-31 Holds mat in place, 8 pieces, 4 on the floor, 4 on rumble mat ..... **A35139MS<sup>Δ</sup>** **6.99** set

## Floorboard Battery Cover Plates

Snap into floorboard.



- 28-M29 4-1/8" wide, powder-coated black steel, 28-March 29 ..... **A35150A<sup>Δ</sup>** **7.99** ea.  
 M29-31 5-1/4" wide, powder-coated black steel, March 29-31 ..... **A35150B<sup>Δ</sup>** **7.99** ea.

## Shift Lever Plates

Steel powder coated black.



- 28-30 Cars with brake to front ..... **A35245B<sup>Δ</sup>** **7.99** ea.  
 30-31 Cars with brake to right ..... **A35245C<sup>Δ</sup>** **7.99** ea.

## Shift Lever Plate Clip Set

Includes 3 plates, 3 washer and 3 rivets.



- 28-31 Cadmium-plated ..... **A35246S<sup>Δ</sup>** **3.99** set

## Kick Panel Retaining Clip



- 28-31 Special clip to hold bottom of kick panel, 2 pieces ..... **A40555CL<sup>Δ</sup>** **8.49** pr.


## Accelerator Rubber Grommet

Keeps dirt, fumes and cold away from the accelerator rod.



- 28-31 ..... **A35244<sup>Δ</sup>** **2.49** ea.



Typical Roadster  
Top IronsTypical Phaeton  
Top Irons

## Top Iron Set, Open Car

### Universal Type



Not authentic in design. Fully adjustable and ideal for chop tops.

- 28-31 Roadster and Roadster Pickup, steel, instructions included, top can be lifted off in one piece or folded down like original, includes wood header **US**..... **SR42031UNI<sup>A</sup>** **494.99** set

## Top Wood Set, Open Car

- 30-31 Deluxe Phaeton, 4 pieces, steam bent **US**..... **A42057B<sup>A</sup>** **894.99** set

## Top Wood, Front Bow Only



- 30-31 Deluxe Roadster..... **A42057AH<sup>A</sup>** **100.99** ea.

## Top Front Bow Bumper Set

Set of 3 bumpers that fit in the counter-sunk holes on the bottom surface of the front bow.



- 1931 Glue in place, 68C Slant Windshield Cabriolet and 400A Convertible Sedan..... **A37723<sup>A</sup>** **13.99** set

## Top Mount Studs (2 required)

Screws into the body where the top irons are attached. The top pivots on these studs when it is folded down.



- 28-29 Phaeton..... **A36636A<sup>A</sup>** **28.99** ea.



- 30-31 Standard 4 door Phaeton..... **A36636B<sup>A</sup>** **34.99** ea.

## Top Bow Screw Set

- 28-31 Stainless steel, 12 pieces..... **A37200<sup>A</sup>** **2.99** set



## Top Bow T-Bolt

- 30-31 Holds wood on top irons, chrome, Deluxe Roadster..... **A180600S<sup>A</sup>** **9.99** pr.



## Top Bow Saddles

- 28-31 Black powder coated, 1/2" hole, Standard Phaeton..... **T3314B<sup>A</sup>** **24.99** pr.



## Top Prop Bolt (2 required)

- 28-31 Roadster and Roadster Pickup, zinc-plated..... **B42032<sup>A</sup>** **2.49** ea.



## Top Saddle Strap and Pad



- 28-31 Standard Phaeton, nickel buckle..... **T3314LPC<sup>A</sup>** **14.99** pr.

## Top Saddle Studs

These screw into the body for the top saddles to mount to.



- 28-29 Phaeton, 7/16"-20 x 5-3/16" long, 1/2" diameter (2 required)..... **A37329A<sup>A</sup>** **18.99** ea.  
30-31 4 door Phaeton, 7/16"-20 x 3-15/16" long, 1/2" diameter (2 required)..... **A37329B<sup>A</sup>** **18.99** ea.



- 28-31 Phaeton, 1/2"-20 x 5-1/4" long..... **A37329C<sup>A</sup>** **29.99** pr.

## Top Clamping Bracket Assemblies

These brackets hold the top to the top of the windshield stanchions. The brackets are mounted on the front corner of the top irons. Both brackets have a fine thread, order A37472F to dress them up.



- 28-29 Roadster and Phaeton..... **A37323A<sup>A</sup>** **58.99** pr.  
30-31 Standard, Roadster and Phaeton..... **A37323B<sup>A</sup>** **60.99** pr.

## Top Clamping Bracket Thumb Screws (2 required)

These screws hold the top irons onto the top of the windshield stanchion. Might need to be cut to length. A37472F can be used with either of the above assemblies, while B37472C is for original brackets only.



- 28-29 Fine thread, chrome, cut to 11/16" length..... **A37472F<sup>A</sup>** **5.49** ea.  
30-31 Coarse thread, chrome, cut to 11/16" length..... **B37472C<sup>A</sup>** **5.99** ea.

## Top Brackets (2 required)

Bracket on body.



- 28-E29 Angled..... **A42070AR<sup>A</sup>** **13.99** ea.  
30-31 Straight..... **A42070<sup>A</sup>** **13.99** ea.



## Top Prop Nuts (2 required)

- 28-31 Die-formed, painted black, standard open car ..... **28-72995<sup>Δ</sup>** 7.99 ea.



- 28-31 1-1/2" diameter, 7/16"-14 square nut, stainless steel, authentic type ..... **T37708D<sup>Δ</sup>** 8.99 ea.  
 28-31 1-1/2" diameter, 7/16"-14 square nut, cadmium-plated, authentic type ..... **T37708S<sup>Δ</sup>** 9.99 ea.  
 28-31 1-1/2" diameter, 3/8"-24 hex nut, stainless steel, authentic type, Sport Coupe ..... **A37708E<sup>Δ</sup>** 8.99 ea.

## Prop Nut Lock Washer (2 required)

- 28-31 Special ..... **B52250<sup>Δ</sup>** 3.99 ea.

## Top Rest Screw Set

- 28-31 8 pieces, Roadster ..... **A42340<sup>Δ</sup>** 3.99 set

## Quarter Window Seal Retainer (2 required)

- 1931 Convertible Sedan, stainless steel, holds seal to top iron just behind quarter window ..... **A37317<sup>Δ</sup>** 29.99 ea.

## Windshield Post Curtain Stud Set

- 28-31 2 long and 10 short ..... **A42341<sup>Δ</sup>** 28.99 set



## Rear Window Support Rubber Bumper Set

Support rear window glass when the top is down.

- 28-31 12 pieces, with nuts and washers ..... **A42339<sup>Δ</sup>** 3.99 set



## Rear Window Frame Screw Sets

- 28-31 Open car, original frame, 16 pieces ..... **A42340R<sup>Δ</sup>** 6.99 set  
 28-31 Open car, non-Ford frame, 16 pieces ..... **A42340NR<sup>Δ</sup>** 3.99 set



## Rear Window Frame



- 28-31 Roadster and Phaeton, 29-31 Cabriolet, 30-31 Business Coupe, top quality, made in the USA, includes hardware and glass, polished stainless steel, 7" OD x 16-11/16" OD ..... **UWFARDEL<sup>Δ</sup>** 223.99 ea.  
 28-31 Same as above, except plain steel ..... **UWFARSTD<sup>Δ</sup>** 189.99 ea.

# INSULATION

## Firewall Insulators

These Model A firewall insulator panels are your first line of defense to stop engine noise and heat from entering the passenger cabin. While not an original part, it is representative of the part Ford would have made. ABS plastic molded with period correct "chicken track" texture to fit the engine setback and firewall contours, it is installed using stock mounting holes and includes insulation. Hardware and instructions included.



**AcoustiSHIELD**

Check out MAC's line of AcoustiShield products in our AcoustiShield section. These kits are designed with current state-of-the-art auto acoustic technology made specifically to insulate and control noise, vibration and heat.

- 28-29 **US** ..... **A18572A<sup>Δ</sup>** 166.99 ea.  
 30-31 (shown) **US** ..... **A18572B<sup>Δ</sup>** 169.99 ea.  
 L31 With indented firewall **US** ..... **A18572C<sup>Δ</sup>** 160.99 ea.  
 28-29 Pickup **US** ..... **A18572D<sup>Δ</sup>** 160.99 ea.  
 30-31 Pickup **US** ..... **A18572E<sup>Δ</sup>** 160.99 ea.

## Sound Deadener

MAC's is proud to offer the next generation of Dynamat sound deadeners: Xtreme. Xtreme is a step up from the original formula and is Dynamat's best product at controlling vibration. It damps 4 times as much as the original Dynamat and it weighs 50% less. It is available in conveniently sized 18" x 32" sheets and with peel and stick application; it goes on quickly and easily.



- ALL 18" x 32" ..... **DYNAMAT-0433<sup>Δ</sup>** 23.49 ea.

## Insulation Sheet

A well-insulated firewall, transmission tunnel and floor pans are a must for any restoration or Street Rod. The V700770X insulation sheet, with its space-age reflective foil bonded on both sides is rated R18.3 (700° F heat resistance). It can also be used in kick panels, rumble seat panels, inside door panels and under carpeting.



- ALL 48" x 72" x 5/16" ..... **V700770X<sup>Δ</sup>** 30.99 ea.

## Synthetic Jute Backing

Used under the floor mat, a great seller with many applications.



- ALL 1/2" thick x 36" wide x 72" long ..... **B13000<sup>Δ</sup>** 25.95 ea.

## Insulation Supplies

Aluminum tape, used to seal seams and get the edges of insulation to "lay down," has peel and stick backing, 1-1/2" wide x 30' long x 2 mil thick



- ALL ..... **SEAM-TAPE<sup>Δ</sup>** 14.99 ea.

When installing sound deadener/heat insulation, you want it to conform to the surface it is being applied to. This freewheeling roller makes that job easy.

- ALL Hardwood roller, 1-1/4" wide, with black painted hardwood handle ..... **ROLLER-WOOD125<sup>Δ</sup>** 10.49 ea.  
 ALL Adhesive 19 oz. spray can, 3M brand, MAC's recommends using RSP79 for attaching V700770X or B13000\* ..... **RSP79<sup>Δ</sup>** 19.99



**\*HAZARDOUS MATERIAL**—can only be shipped by ground/surface within the U.S. because of government regulations.



truck freight—requires additional shipping charges



oversize/overweight—requires additional shipping charges



Prop 65 warning for California residents, see inside front cover for details

## Rain Gutters



- 30-31 Steel, replacement-style, shipped straight, so you will need to bend before installing, originally welded to the body, Coupe ..... **RG3<sup>A</sup>** **91.99** pr.

## Rain Gutter Assemblies

Not original-style, not pre-bent.



- 28-31 Aluminum, 2-piece type, 90" for Sedan **US** ..... **RG2<sup>A</sup>** **21.99** set



- 28-31 Aluminum, 2-piece type, 45" for Coupe **US** ..... **RG1<sup>A</sup>** **14.99** set

*These gutters will bend to fit the contours of your car. Fasten the flat piece to the roof, then the gutter snaps into it. To form rain gutters, trace the gutter curve of the body on a piece of paper. Copy the curve to a 2" x 10 foot block of wood and cut the radius out with a jigsaw. Nail a larger sheet of plywood to the 2" x 10 foot block. The gutter is extra long, so place one hand at the end of the moulding and the other hand about 2-1/2 feet apart. Slide the gutter across the plywood and pull it against the block to form the curve. In severe bend areas the flat tacking (mounting) strip should be cut half way through across every 1/2" to be able to bend along the mounting curve.*

## Nails, Style 4

Used to attach top mouldings and rain gutters. .085" diameter x 7/8" long, .165" diameter flat head.



- 28-31 Package of 100 ..... **NAIL4/100<sup>A</sup>** **3.99** pkg  
28-31 Package of 500 ..... **NAIL4/500<sup>A</sup>** **11.99** pkg

## Hidem Welt End Tip (as required)



- 28-31 As original, nickel ..... **T45226<sup>A</sup>** **6.99** ea.  
28-31 As original, stainless steel ..... **T45226SS<sup>A</sup>** **11.99** ea.  
28-31 For our style hidem, nickel-plated ..... **A47303A<sup>A</sup>** **1.00** ea.

## Front Top Mouldings

Goes over the sun visor.



- 28-29 Steel, 1/2" wide, 6' long, 2 pieces, Coupe 45A, Special Coupe 49A and Tudor 55A, 30-31 Closed Cab Pickup **US** ..... **A38450<sup>A</sup>** **15.49** ea.  
29-31 Aluminum, 5/8" wide, 5' piece, Sedan 155, Fordor 165A, B, C, D, 170A and B, Victoria 190A, 30-31 Coupe 45B ..... **A47301D<sup>A</sup>** **16.99** ea.  
30-31 Aluminum, 1/2" wide, 5' piece, Tudor 55B, commercial 82B and 130B **US** ..... **A47301E<sup>A</sup>** **15.99** ea.  
1931 Aluminum, 5' pieces, Slant Windshield 160A, B, C **US** ..... **A47301G<sup>A</sup>** **14.99** ea.

## Sides and Rear Top Moulding (2 required)



- 28-29 Rear moulding only, steel, 1/2" wide, 6' long, 2-piece-style, Coupe 45A and Special Coupe 49A, 28-31 Tudor Sedan, 30-31 Closed Cab Pickup **US** ..... **A38450<sup>A</sup>** **15.49** ea.  
28-31 Aluminum, 5/8" wide, 10' piece, Coupe 45B, Sedan 155, Fordor 165A, B, C, D, 170A and B, comes coiled **US** ..... **A47301F<sup>A</sup>** **29.99** ea.  
The top moulding rubber insert kit (sold below) is also required.  
30-31 Aluminum, 6 feet long, used May 31 through end, Coupe, 31 Fordor 160A, B and C, 30-31 Victoria, 190A, (2 required, Coupe; 3 required, Sedan) **US** ..... **A38465<sup>A</sup>** **20.99** ea.

## Top Moulding Rubber Insert Kit

For A38465, listed above.



- 30-31 19' kit ..... **40-705018-B<sup>A</sup>** **9.99** kit

*Nail front, side, and rear top mouldings to the body, then close the seam by tapping the edge of the lips inward to hide the nail head. A block of wood 9" long with a "V" cut works well for this purpose.*

## Hidem Welt Trim

5/8" wide and sold by the foot, used to fasten top material to your A's wooden frame.



- 28-31 Black ..... **A36235CF<sup>A</sup>** **0.50** ft.  
28-31 Brown ..... **A36235CF/BRN<sup>A</sup>** **0.50** ft.  
28-31 Green ..... **A36235CF/GRN<sup>A</sup>** **0.50** ft.



- 28-31 Gray ..... **A36235CF/GRY<sup>A</sup>** **0.50** ft.  
28-31 Maroon ..... **A36235CF/MAR<sup>A</sup>** **0.50** ft.  
28-31 N8 two-tone brown ..... **A36235CF/N8<sup>A</sup>** **2.99** ft.



## Drip Rail Tips



28-29 Front, Briggs Fordor only, nickel-plated ..... **A47303C<sup>Δ</sup>** **6.49** pr.

28-29 Front, Coupe and Tudor, nickel-plated ..... **A47303D<sup>Δ</sup>** **6.49** pr.



28-29 Rear, Coupe and Special Coupe, nickel-plated ..... **A47303E<sup>Δ</sup>** **5.99** pr.

28-29 Rear, Briggs, nickel-plated ..... **A47303F<sup>Δ</sup>** **6.49** pr.



28-31 Rear, Tudor Sedan, nickel-plated ..... **A47303G<sup>Δ</sup>** **4.49** pr.

28-29 Rear, Sport and Business Coupe, nickel-plated ..... **A52292/93<sup>Δ</sup>** **6.49** pr.



28-29 Front, Sport and Business Coupe, nickel-plated ..... **A53550/51<sup>Δ</sup>** **6.49** pr.

## LUGGAGE RACK

### Luggage Racks



**A MAC's  
TOP-  
SELLER!**

28-31 Chrome-plated with wood strips, platform size: 13-1/2" x 35" **US** ..... **A18575B<sup>Δ</sup>** **164.99** ea.

### Luggage Rack Mounting Bolt Set

28-31 Correct dome-headed bolts, 12 pieces ..... **A18575MB<sup>Δ</sup>** **5.99** set

### Luggage Rack Brackets

These brackets are made in the USA to original Ford specs.



28-31 Roadster, Coupe and Sedan ..... **A18577A<sup>Δ</sup>** **29.99** pr.



30-31 Deluxe Phaeton, 1931 400A Convertible Sedan ..... **A18577D<sup>Δ</sup>** **47.99** pr.



30-31 Victoria ..... **A18577V<sup>Δ</sup>** **47.99** pr.

### Luggage Rack Adapter Bracket Sets

Used to mount luggage racks on cars with a rear-mounted spare.



28-29 2 pieces ..... **A18576AS<sup>Δ</sup>** **14.99** set

28-29 2 pieces, 3/8" thick heavy-duty brackets, powder coated black ..... **28-857769<sup>Δ</sup>** **41.99** set



30-31 2 pieces ..... **A18576BS<sup>Δ</sup>** **9.99** set

30-31 2 pieces, 3/8" thick heavy-duty brackets, powder coated black ..... **28-857767<sup>Δ</sup>** **51.99** set

28-E31 Replaces the black brackets that come with A18575B, designed to allow a trunk to be placed on Sedans and closed cars with rear-mount spare tires



..... **A18577EXT<sup>Δ</sup>** **71.99** pr.

### Luggage Rack Adapter Bracket Mounting Bolt Set



28-31 Used to mount A18576AS and A18576BS, zinc-plated, not black oxide as originals ..... **A18576MB<sup>Δ</sup>** **6.49** set

### Luggage Rack Hardware (as required)



28-31 Stainless steel, 1/4"-20 acorn nut ..... **A18575HW1<sup>Δ</sup>** **0.95** ea.

28-31 Stainless steel, 3/8"-16 acorn nut ..... **A18575HW3<sup>Δ</sup>** **0.95** ea.

28-31 Stainless steel, 1/4"-20 x 3/4" carriage bolt ..... **A18575HW2<sup>Δ</sup>** **1.99** ea.


28-31 Stainless steel, 3/8"-16 x 1" carriage bolt ..... **A18575HW4<sup>Δ</sup>** **3.49** ea.

28-31 Stainless steel, 3/8"-16 x 1-1/4" hex head bolt ..... **A18575HW5<sup>Δ</sup>** **0.95** ea.



## Rumble Lid Stop Sets

Includes stamped steel stops and platform supports with rubber bumpers and bolts. You must drill the holes. The part with the rubber stop is on top, the other is used under the seat frame as a brace.



28-29 ..... **B41485AS<sup>A</sup>** **14.99** set



30-31 ..... **A41485BS<sup>A</sup>** **17.99** set


## Rumble Lid Rubber Bumper and Stop Kit



28-31 4 pieces, no hardware ..... **B41484<sup>A</sup>** **7.99** kit

## Rumble Seat Stop Brace

Goes in rear corners to support the stop kit listed above.



28-31 ..... **A41486<sup>A</sup>** **17.99** pr.

## Rumble Grab Handles

Mount on the sides of the rumble seat, the top rests on these when folded down.



28-31 With bolts and nuts, chrome (shown) ..... **A41500<sup>A</sup>** **29.99** pr.

28-31 With bolts and nuts, stainless steel ..... **A41500S<sup>A</sup>** **44.99** pr.

## Rumble Grab Handle Pad Set

28-31 4 pieces, thin rubber pads which help to protect your paint job ..... **A41502<sup>A</sup>** **3.49** set

## Rumble Grab Handle Mounting Bolt and Nut Set

28-31 12 pieces ..... **A80039<sup>A</sup>** **1.99** set

## Rumble Grab Handle Brace

Braces go under the quarter panel where the grab handles mount for reinforcement.

28-31 Stamped steel ..... **A41501<sup>A</sup>** **41.99** pr.

## Rumble Lid Alignment Plate

Used in upper corners of lid opening to help with alignment.

28-31 Aluminum wedge, use to adjust the rumble lid ..... **A41506<sup>A</sup>** **4.99** pr.

## Rumble and Trunk Lid Handle Rubber Pad


28-31 Rubber, no bead .. **A702356E<sup>A</sup>** **1.99** ea.

## Trunk Lid Alignment Plate Set

28-31 Aluminum, 8 pieces ..... **A41506TR<sup>A</sup>** **6.99** set

## Rumble Lid Bumper Support Bracket (as required)

Use at upper corner of rumble rain gutter.




28-31 Steel ..... **A41517<sup>A</sup>** **25.99** ea.

## Rubber Bumper

28-31 Replaces trunk lid lower or rumble upper bumpers.... **B41518<sup>A</sup>** **6.99** pair


## Rumble Hinge Pivot Bolt Set



28-31 Black oxide, 10 pieces ..... **A41543MB<sup>A</sup>** **9.99** set


## Rumble Lid Hinge Kit

Includes hinges, brackets and all mounting bolts and fasteners. You might need some flat washers for shims between the bracket and lid.



28-31 ..... **A41543S** **71.99** kit

## Trunk Lid Support Arms



28-31 Top quality, heavy-duty design, manufactured with correct angles for better fit and function, made in the USA **A41530TQ<sup>A</sup>** **34.99** ea.



28-31 Coupe and Roadster, 29-31 Cabriolet ..... **A41530<sup>A</sup>** **17.99** ea.

## Trunk Lid Support Bolt Set

The shoulder bolt A41530 slides on.

28-31 With special washers, nut and lock nut ..... **A41530MB<sup>A</sup>** **3.99** set

## Trunk Lid-to-Hinge Screw Set

28-31 12 pieces ..... **A41544MB<sup>A</sup>** **3.99** set

## Step Plates (1 or 2 required)

Cast aluminum, rear fender or bumper.



- |       |              |                            |                 |
|-------|--------------|----------------------------|-----------------|
| 28-29 | Square ..... | <b>A41563S<sup>Δ</sup></b> | <b>8.99</b> ea. |
| 30-31 | Round .....  | <b>A41563R<sup>Δ</sup></b> | <b>6.99</b> ea. |

## Step Plate Pads (1 or 2 required)



- |       |   |                              |                 |
|-------|---|------------------------------|-----------------|
| 28-29 | Square, molded rubber .....                     | <b>A41563SP<sup>Δ</sup></b>  | <b>2.99</b> ea. |
| 30-31 | Round, molded rubber .....                      | <b>A41563RP<sup>Δ</sup></b>  | <b>3.99</b> ea. |
| 30-31 | Round, similar to original fiber material ..... | <b>A41563RPO<sup>Δ</sup></b> | <b>4.99</b> ea. |

## Step Plate Mounting Hardware Set (1 or 2 required)

- |       |  |                              |                 |
|-------|--|------------------------------|-----------------|
| 30-31 | Mounts round step plate to rear fender, 4 pieces ..... | <b>A41563RMB<sup>Δ</sup></b> | <b>5.99</b> set |
|-------|--|------------------------------|-----------------|

## Step Plate Brackets (1 or 2 required)

- |       |   |                           |                 |
|-------|---|---------------------------|-----------------|
| 28-31 | Cast iron, attaches to rear bumper bracket for mounting ..... | <b>A41572<sup>Δ</sup></b> | <b>7.99</b> ea. |
|-------|---|---------------------------|-----------------|

## Rumble and Trunk Lock and Latch Mechanisms

Mechanism for inside lid.



- |       |  |                              |                  |
|-------|--|------------------------------|------------------|
| 28-29 | Top quality, made to work properly, painted black, rumble lid, 28-31 trunk lid ..... | <b>A41604ATQ<sup>Δ</sup></b> | <b>36.99</b> ea. |
| 28-29 | 5/32" tall lock collar, rumble lid, 28-31 trunk lid .....                            | <b>A41604A<sup>Δ</sup></b>   | <b>13.99</b> ea. |



- |       |   |                              |                  |
|-------|---|------------------------------|------------------|
| 30-31 | Top quality, made to work properly, painted black, rumble lid ..... | <b>A41604BTQ<sup>Δ</sup></b> | <b>36.99</b> ea. |
| 30-31 | 3/4" tall lock collar, rumble lid .....                             | <b>A41604B<sup>Δ</sup></b>   | <b>11.99</b> ea. |

## Rumble Striker Plate and Hardware Set

- |       |                       |                           |                 |
|-------|-----------------------|---------------------------|-----------------|
| 28-31 | For rumble lock ..... | <b>B41600<sup>Δ</sup></b> | <b>4.99</b> set |
|-------|-----------------------|---------------------------|-----------------|



## Trunk Striker Plate

- |       |   |                           |                 |
|-------|---|---------------------------|-----------------|
| 28-31 | Latches lid, black, includes hardware ..... | <b>A41615<sup>Δ</sup></b> | <b>7.99</b> ea. |
|-------|---|---------------------------|-----------------|



## Rumble and Trunk Locking Handles



- |       |  |                             |                  |
|-------|--|-----------------------------|------------------|
| 28-31 | Roadster and Coupe, with 2 keys, chrome* .....     | <b>A41605<sup>Δ</sup></b>   | <b>42.99</b> ea. |
| 30-31 | Cabriolet, scroll-style, with 2 keys, chrome ..... | <b>A41605SC<sup>Δ</sup></b> | <b>33.99</b> ea. |

## Acorn Nut

Holds rumble handle in place.

- |       |   |                            |                 |
|-------|---|----------------------------|-----------------|
| 28-31 | With special washer, 100% authentic ..... | <b>A41606N<sup>Δ</sup></b> | <b>2.99</b> ea. |
|-------|---|----------------------------|-----------------|

## Square Hole Lock Washer

- |       |                     |                             |                 |
|-------|---------------------|-----------------------------|-----------------|
| 28-31 | For acorn nut ..... | <b>A41606NW<sup>Δ</sup></b> | <b>0.99</b> ea. |
|-------|---------------------|-----------------------------|-----------------|

## Rumble Handle Pad

- |       |              |                             |                 |
|-------|--------------|-----------------------------|-----------------|
| 28-31 | Rubber ..... | <b>A702356E<sup>Δ</sup></b> | <b>1.99</b> ea. |
|-------|--------------|-----------------------------|-----------------|

\* If you use this handle for your trunk, shorten and re-thread the shank.

## Trunk Lid Hinge and Mounting Hardware Sets

Allows the trunk lid to pivot at the top of opening. Does both sides.



- |       |                                   |                              |                  |
|-------|-----------------------------------|------------------------------|------------------|
| 28-31 | Top quality, 22 pieces .....      | <b>A41512STQ<sup>Δ</sup></b> | <b>39.99</b> set |
| 28-31 | Replacement type, 18 pieces ..... | <b>A41512S<sup>Δ</sup></b>   | <b>14.99</b> set |




- |       |   |                              |                  |
|-------|---|------------------------------|------------------|
| 28-31 | High-quality aftermarket type, 8 pieces ..... | <b>28-374452<sup>Δ</sup></b> | <b>22.99</b> set |
|-------|---|------------------------------|------------------|

## Trunk Lid Hinge Pivot Pin

- |       |  |                             |                 |
|-------|--|-----------------------------|-----------------|
| 28-31 | Replacement pin for A41512STQ (2 required) ..... | <b>28-72895<sup>Δ</sup></b> | <b>8.49</b> ea. |
|-------|--|-----------------------------|-----------------|

## Rumble and Trunk Lid Seals

Ford never included rumble and trunk seals, but we have found that this is the answer on all early Fords. The sponge rubber seals have a pressure sensitive adhesive on the back; all you need to do is peel and stick. Can be used in other applications as well.




- |     |  |                               |                   |
|-----|--|-------------------------------|-------------------|
| ALL | Ribbed, 3/8" x 3/16" x 20' roll .....      | <b>A701980R1<sup>Δ</sup></b>  | <b>16.99</b> roll |
| ALL | Ribbed, 5/8" x 3/8" x 20' roll .....       | <b>A701980R2<sup>Δ</sup></b>  | <b>17.99</b> roll |
| ALL | Hollow-core, 3/8" x 7/32" x 20' roll ..... | <b>A701980HC1<sup>Δ</sup></b> | <b>16.99</b> roll |
| ALL | Hollow-core, 5/8" x 3/8" x 20' roll .....  | <b>A701980HC2<sup>Δ</sup></b> | <b>17.99</b> roll |






## Outside Door Handles


- 
- 28-31 Roadster, Roadster Pickup and Phaeton, chrome (2 or 4 required) ..... **A19103<sup>A</sup>** **27.99** ea.
- 28-31 Roadster, Roadster Pickup and Phaeton, stainless steel (2 or 4 required) ..... **A19103SS<sup>A</sup>** **33.99** ea.
- 28-29 Fordor, 28-E29 Cabriolet, right front, left rear, chrome (1 or 2 required) ..... **A61205CR<sup>A</sup>** **29.99** ea.
- 28-29 Fordor, 28-E29 Cabriolet, left front, right rear, chrome (1 or 2 required) ..... **A61205CL<sup>A</sup>** **29.99** ea.
- 30-31 Victoria and Fordor, L29-31 Cabriolet, right front, left rear, chrome, except Slant Windshield (1 or 2 required) ..... **A61205DR<sup>A</sup>** **28.99** ea.
- 30-31 Victoria and Fordor, L29-31 Cabriolet, left front, right rear, chrome, except Slant Windshield (1 or 2 required) ..... **A61205DL<sup>A</sup>** **28.99** ea.

## Outside Door Handle Mounting

### Screw Sets (1 or 2 sets required)

- 
- 28-31 Roadster, Phaeton, Coupe and Tudor, for steel frame doors with reproduction handles, stainless steel, 4 pieces ..... **A80089<sup>A</sup>** **2.49** set
- 28-31 Same as above, except for original handles ..... **A80089M<sup>A</sup>** **0.99** set
- 28-31 For wood frame, stainless steel, 4 pieces ..... **A80089W<sup>A</sup>** **2.49** set


## Inside Door Opener Handle (2 or 4 required)

- 
- 28-31 Roadster, Phaeton, Roadster Pickup and Station Wagon, chrome, includes 1 oval head chrome screw ..... **A702400C<sup>A</sup>** **13.99** ea.

## Door Handle Pads (2 or 4 required)

- 
- 28-31 Rubber, no bead ..... **A702356A<sup>A</sup>** **1.99** ea.
- 28-31 Rubber, beaded ..... **B-7022428-A<sup>A</sup>** **3.99** ea.

## Door Handle Escutcheon Washer Set

- 
- 28-31 28-31 Roadster and Phaeton, 30-31 Roadster Pickup, nickel-plated brass with rubber anti-rattle washers, 4 pieces (2 metal and 2 rubber) ..... **A48139W<sup>A</sup>** **5.99** set

## Door Weatherstrip (2 or 4 required)


- 
- 28-31 Door bottom, open car, 48" piece ..... **A19010<sup>A</sup>** **5.99** ea.

## Door Check Strap Kit (1 or 2 kits required)

Look at the door hinge area on any old unrestored Model A and you will see evidence from doors swinging open too wide. When the door is allowed to swing until it reaches the limit of hinge contact, it places tremendous strain on the door skin sheet metal, the hinge and the door post itself. Soon there are cracks, bulges, bends and sagging hinges. Install this terrific door check strap kit to prevent this common Model A problem.

- 
- 28-31 8" long chocolate brown leather straps, stainless steel brackets and screws, enough for 2 doors ..... **A702828S<sup>A</sup>** **22.99** kit

## Door Check Strap Screw Set

- 
- 28-31 8 pieces, stainless steel, open car ..... **A800480C<sup>A</sup>** **2.99** set

## Door Hinge Sets



- 28-M30 4 hinges with pins, front, Roadster and Phaeton, 2 hole bottom hinge ..... **A35600AS<sup>Δ</sup>** **91.99** set
- M30-31 4 hinges with pins, front, all Roadster and Phaetons, except Deluxe Phaeton, 3 hole bottom hinge from August 30 to end of production ..... **A35600BS<sup>Δ</sup>** **81.99** set



- 28-29 4 hinges with pins, rear, Phaeton ..... **A36400AS<sup>Δ</sup>** **152.99** set
- 30-31 4 hinges with pins, rear, Phaeton ..... **A36400BS<sup>Δ</sup>** **152.99** set

## Door to Hinge Screw, Nut and Washer Set



- 28-31 Roadster and Fordor Phaeton, 12 pieces ..... **A35600DMB<sup>Δ</sup>** **2.99** set

## Hinge to Post Screw and Nut Set



- 28-29 Roadster and Phaeton, 8 pieces ..... **A35600PMB<sup>Δ</sup>** **2.99** set

## Hinge Pins (4 to 8 required)



- 28-31 Steel, authentic, (1-13/16" x 1/4") ..... **A35615<sup>Δ</sup>** **0.99** ea.
- 28-31 Chrome, (1-13/16" x 1/4") ..... **A35615OC<sup>Δ</sup>** **4.99** ea.

## Door Hinge Pin Removal Tool

Uses various-sized graduating pins to push your old hinge pins out.



- 28-31 Includes instructions ..... **V46335PULL<sup>Δ</sup>** **27.99** ea.

## Side Curtain Rod Parts (2 required)



- 30-31 Door socket, chrome, Tudor Deluxe Phaeton ..... **A180620<sup>Δ</sup>** **8.99** ea.
- 30-31 Socket washers, 4 pieces, Roadster and Phaeton ..... **A180620W<sup>Δ</sup>** **30.99** set

## Steel Sill (Scuff) Plates



- 28-29 Roadster and Phaeton front, "Ford" script ..... **A46480A<sup>Δ</sup>** **218.99** pr.
- 28-29 Phaeton, rear, "Ford" script ..... **A46480B<sup>Δ</sup>** **204.99** pr.



- 28-29 Roadster Pickup, "Ford" script ..... **A46480C<sup>Δ</sup>** **228.99** pr.

## Steel Sill (Scuff) Plate Bracket

Located between the subrail and the sill plate and are used for mounting our A46480A, A46480B, and A46480C.



- 28-29 Roadster, Roadster Pickup and Phaeton (Phaeton requires 2 pair) ..... **A46480BR<sup>Δ</sup>** **41.99** pr.

## Steel Sill (Scuff) Plate Extension

Located between the rear seat riser and the door sill. The door upholstery panel sets into these.



- 28-29 Phaeton, rear ..... **A46480E<sup>Δ</sup>** **63.99** pr.

## Door Sill (Scuff) Plate Mounting Screw Set



- 28-31 12 pieces ..... **A46480MBO<sup>Δ</sup>** **0.99** set

## Door Latch Assemblies (1 or 2 required)



- 1928 Right, chromed arm, cars with no outside door handles ..... **A35655AR<sup>Δ</sup>** **17.99** ea.
- 1928 Left, chromed arm, cars with no outside door handles ..... **A35655AL<sup>Δ</sup>** **17.99** ea.
- L28-31 Right, mechanism only, no arm, cars with outside door handles ..... **A35656AR<sup>Δ</sup>** **19.99** ea.
- L28-31 Left, mechanism only, no arm, cars with outside door handles ..... **A35656AL<sup>Δ</sup>** **19.99** ea.

## Door Latch Knob (2 to 4 required)



- 1928 Chrome, 28-29 pickup ..... **A35710<sup>Δ</sup>** **5.99** ea.

## Door Latch Mount Screw Set



- 28-31 8 pieces ..... **A35655/6MB<sup>Δ</sup>** **0.99** set

## Dovetail (2 to 4 required)



- 28-31 2 hole type, except 28-29 Closed Cab Pickup, 30-31 Fordor and 31 Slant Windshield, chrome-plated ..... **A76819A<sup>Δ</sup>** **2.49** ea.

## Dovetail Backing Plate



- 28-E30 Screws into door post wood, Roadster, Roadster Pickup and Fordor Phaeton ..... **A76819ABP<sup>Δ</sup>** **9.49** ea.

## Dovetail Mounting Screw Set



- 28-31 For 2 hole dovetails, machine screws, 4 pieces ..... **A76819MB<sup>Δ</sup>** **2.49** set

## Door Bumper Sets



- 28-29 Rubber, Roadster and Roadster Pickup, 12 pieces ..... **A702610ES<sup>Δ</sup>** **9.99** set



- 30-31 Rubber, Roadster, Deluxe Phaeton and Roadster Pickup, 12 pieces ..... **A702610FS<sup>Δ</sup>** **14.99** set



- 28-29 Rubber, Phaeton, 24 pieces ..... **A702610KS<sup>Δ</sup>** **14.99** set



- 30-31 Rubber, Phaeton with inside fuel valve, 24 pieces ..... **A702610LS<sup>Δ</sup>** **13.99** set



- 30-31 Rubber, Phaeton with outside fuel valve, 22 pieces ..... **A702610MS<sup>Δ</sup>** **13.99** set

## Door Bumper (as required)



- 29-30 Upper, Cabriolet 68A and B ..... **A37680<sup>Δ</sup>** **5.99** ea.

## Dome-Shaped Bumper (as required)

Flat dome-shaped rubber bumper, more authentic than the ones included in above kits, goes a few inches below the rear door post.



- 28-31 ..... **A37681<sup>Δ</sup>** **3.49** ea.

## Open Car Striker Plates



- 28-31 All, except Tudor Phaeton, cast iron (2 to 4 required) ..... **A35705<sup>Δ</sup>** **7.49** ea.

- 28-31 Same as above, except stainless steel (2 to 4 required) ..... **A35705SS<sup>Δ</sup>** **19.99** ea.



- 30-31 Deluxe Tudor Phaeton, with hardware ..... **A35706<sup>Δ</sup>** **55.99** pr.

## Striker Plate Screw Set (2 to 4 sets required)



- 28-31 4 pieces ..... **A35705MB<sup>Δ</sup>** **2.99** set

## Door Guide Clip Only (2 required)



- 28-31 Roadster, Roadster Pickup and Phaeton, brass ..... **A47150<sup>Δ</sup>** **2.49** ea.

## Door Upholstery Trim Set

Open car upholstery trim set, metal trim pieces for finishing door panel around striker, dovetail and the door opener.



- E28 1 set does both doors, 6 pieces ..... **A45320<sup>Δ</sup>** **13.99** set

## Opener Handle Set



- 1931 Deluxe Phaeton, with backing plates, chrome, 4 pieces ..... **A46270AS<sup>Δ</sup>** **6.99** set



## Outside Door Handles, Locking

Might require some filing to fit. While not original, can be used on driver's side.



- 28-29 Coupe and Tudor, with 2 keys, chrome, right ..... **A46205A<sup>Δ</sup>** 36.99 ea.  
 30-31 Coupe and Tudor, Closed Cab Pickup, with 2 keys, chrome, right ..... **A46205B<sup>Δ</sup>** 36.99 ea.



- 30-31 Scroll type, 1931 Cabriolet, Fordor and Town Sedan, 1930-31 Victoria, with 2 keys, chrome, right ..... **A61205SC<sup>Δ</sup>** 42.99 ea.

## Outside Door Handles, Non-Locking



- 28-29 Coupe and Tudor, left door, chrome ..... **A46206A<sup>Δ</sup>** 29.99 ea.  
 30-31 Coupe, Tudor and Closed Cab Pickup, left door, chrome ..... **A46206B<sup>Δ</sup>** 29.99 ea.



- 28-29 Fordor and 28-E29 Cabriolet, right front, left rear, chrome (1 to 2 required) ..... **A61205CR<sup>Δ</sup>** 29.99 ea.  
 28-29 Fordor and 28-E29 Cabriolet, left front, right rear, chrome (1 to 2 required) ..... **A61205CL<sup>Δ</sup>** 29.99 ea.



- 30-31 Fordor and Victoria, L29-31 Cabriolet, except Slant Windshield, right front, left rear, chrome (1 to 2 required) ..... **A61205DR<sup>Δ</sup>** 28.99 ea.  
 30-31 Fordor and Victoria, L29-31 Cabriolet, except Slant Windshield, left front, right rear, chrome (1 to 2 required) ..... **A61205DL<sup>Δ</sup>** 28.99 ea.  
 28-29 Closed Cab Pickup, left or right, chrome (2 required) ..... **A702350P<sup>Δ</sup>** 29.99 ea.

## Outside Door Lock Assembly

Might require some filing to fit.

- 28-31 Below handle, with 2 keys, passenger and pickup ..... **A61206<sup>Δ</sup>** 14.99 ea.



## Outside Door Handle Lock Key Blank

- 28-31 For original handles, except Crown locks ..... **A46122B<sup>Δ</sup>** 13.99 ea.



## Outside Door Handle and Deck Lid Lock Key Blank (as required)

Same as above, except special grooving allows dual usage with this key.

- 28-31 ..... **A46122U<sup>Δ</sup>** 3.99 ea.



## Outside Door Handle Mounting Screw Sets (1 or 2 sets required)



- 28-31 Roadster, Phaeton, Coupe and Tudor, for steel frame doors with reproduction handles, stainless steel, 4 pieces ..... **A80089<sup>Δ</sup>** 2.49 set  
 28-31 Same as above, except for original handles, 4 pieces ..... **A80089M<sup>Δ</sup>** 0.99 set  
 28-31 For wood door frame, stainless steel, 4 pieces ..... **A80089W<sup>Δ</sup>** 2.49 set

## Door Handle Cup and Spring Set (2 or 4 sets required)

- 28-31 Under handle base ..... **A46280<sup>Δ</sup>** 2.49 set



## Door Handle Pads

### Rubber



- 28-31 Closed Cab Pickup, no bead (2 required) **A702356A<sup>Δ</sup>** 1.99 ea.  
 28-31 Closed Cab Pickup, beaded (2 required) **B-7022428-A<sup>Δ</sup>** 3.99 ea.  
 28-29 Coupe and Tudor, no bead (2 required) **A702356B<sup>Δ</sup>** 0.99 ea.



- 28-29 Fordor, no bead (4 required) ..... **A702356C<sup>Δ</sup>** 0.95 ea.  
 30-31 Closed car, no bead (2 to 4 required) ..... **A702356D<sup>Δ</sup>** 0.95 ea.  
 30-31 Closed car, beaded (2 to 4 required) **B-7022428-B<sup>Δ</sup>** 1.99 ea.

### Paper



- 28-31 Phaeton, set of four ..... **28-94097<sup>Δ</sup>** 3.99 set  
 28-31 Fordor, set of four ..... **28-94098<sup>Δ</sup>** 2.99 set  
 30-31 Coupe, Tudor, Closed Cab Pickup, pair ..... **28-94096<sup>Δ</sup>** 1.99 pr.

## Door Pull Handle (2 to 4 required)

- 28-31 Fordor and Cabriolet, on window moulding, chrome ..... **A61062CR<sup>Δ</sup>** 14.99 ea.



## Inside Door Opener Handles

Please note, the first three door handles listed below might require some filing to fit properly. Sleeve nuts will be required to install A46250E, A46250EN, A46250A and A46250B.

- |        |   |   |
|--------|---|---|
|        |   |   |
| 28-M30 | Plain type, Coupe, Sport Coupe, Business Coupe and Tudor, chrome (2 required) ....  | <b>A46250E<sup>A</sup></b> <b>7.99</b> ea.  |
| 28-M30 | Same as above, except nickel-plated (2 required) .....  | <b>A46250EN<sup>A</sup></b> <b>9.49</b> ea. |
| 28-31  | Lift-up-style, Coupe and Tudor, scroll type, stub nose, chrome (2 required) .....   | <b>A46250A<sup>A</sup></b> <b>9.99</b> ea.  |
|        |   |   |
| 28-31  | Lift-up-style, Fordor, scroll type, pointed nose, chrome (4 required) .....   | <b>A46250B<sup>A</sup></b> <b>9.99</b> ea.  |
| 30-31  | Turn-twist-style, Victoria, late 30-31 Cabriolet and Slant Windshield Deluxe Fordor, 31 400A and Slant Windshield Town Sedan, chrome (2 required) ..... | <b>A46250C<sup>A</sup></b> <b>9.99</b> ea.  |

### Inside Door Handle Sleeve

**Nut and Washer** (2 to 4 required)

- |       |   |   |
|-------|---|---|
| 28-31 | Inside door opener handle, nickel ..... | <b>A46250SN<sup>A</sup></b> <b>1.99</b> ea. |
|-------|---|---|

### Inside Door Handle Pin (2 to 4 required)

- |       |                                 |  |
|-------|---------------------------------|--|
| 28-31 | 1/8" diameter x 5/8" long ..... | <b>A46250P<sup>A</sup></b> <b>0.25</b> ea. |
|-------|---------------------------------|--|

### Inside Door Handle Spring (2 required)

- |       |                                     |  |
|-------|-------------------------------------|--|
| 30-31 | Use with A46250C listed above ..... | <b>B702268<sup>A</sup></b> <b>5.99</b> ea. |
|-------|-------------------------------------|--|

## Inside Door Escutcheons

### Inside Door Opener Handle Escutcheons (2 to 4 required)

- |       |                              |   |
|-------|------------------------------|---|
|       |                              |   |
| 28-31 | Deluxe, scroll, chrome ..... | <b>A46270<sup>A</sup></b> <b>5.99</b> ea.   |
| 28-31 | Standard, chrome .....       | <b>A46270AR<sup>A</sup></b> <b>7.99</b> ea. |

### Inside Door Opener Escutcheon (2 to 6 required)

- |       |   |
|-------|---|
|       |   |
| 30-31 | Victoria and 400A, 31 Slant Window Sedan, stainless steel ..... |
|       | <b>A48139C<sup>A</sup></b> <b>3.99</b> ea.                      |

### Inside Door Lock Escutcheons

- |       |   |   |
|-------|---|---|
|       |   |   |
| 28-31 | Use with A46168, Deluxe, scroll, chrome ..... | <b>A46272<sup>A</sup></b> <b>4.99</b> ea.   |
| 28-31 | Standard, chrome .....                        | <b>A46272AR<sup>A</sup></b> <b>6.99</b> ea. |

### Inside Door Escutcheon Backing Plates (1 to 2 required)

- |       |  |  |
|-------|--|--|
|       |  |  |
| 28-31 | For use with standard escutcheon, cadmium-plated ..... | <b>A46273CAD<sup>A</sup></b> <b>1.99</b> ea. |
| 28-31 | For use with scroll escutcheon, cadmium-plated .....   | <b>A46271CAD<sup>A</sup></b> <b>2.99</b> ea. |

## Window Riser Crank Handles



- |       |   |   |
|-------|---|---|
| 28-31 | Plain type, chrome (2 to 4 required) .....              | <b>A19101<sup>A</sup></b> <b>10.99</b> ea.  |
| 28-31 | Scroll type, Deluxe car, chrome (2 to 4 required) ..... | <b>A19101B<sup>A</sup></b> <b>12.99</b> ea. |
| 30-31 | Victoria and 400A, chrome (2 required) .....            | <b>A19101C<sup>A</sup></b> <b>16.99</b> ea. |

### Replacement Style Window Crank

These beautiful chrome window cranks (or window lift handle) are very similar to the Deluxe Scroll-style but at a lower cost. They look great and are a good choice unless you are competing in car show judging at a high level. They attach, fit, and function just like the originals.



- |       |                                |                                   |
|-------|--------------------------------|-----------------------------------|
| 28-31 | Chrome (2 to 4 required) ..... | <b>28-370559</b> <b>11.99</b> ea. |
|-------|--------------------------------|-----------------------------------|

### Window Crank Pin



- |       |   |  |
|-------|---|--|
| 28-31 | 1/8" diameter x 5/8" long (2 to 4 required) ..... | <b>A46250P<sup>A</sup></b> <b>0.25</b> ea. |
|-------|---|--|

### Window Riser Crank Handle Escutcheons



- |       |   |   |
|-------|---|---|
| 28-31 | Deluxe, chrome-plated (2 to 4 required) ...   | <b>A48139B<sup>A</sup></b> <b>6.99</b> ea.  |
| 28-31 | Standard, Coupe, Tudor Sedan and Fordor, stainless steel, 1-5/8" OD x 5/8" high (2 to 6 required) ..... | <b>A48139AR<sup>A</sup></b> <b>4.99</b> ea. |
| 30-31 | Victoria and 400A, 31 Slant Window Sedan, stainless steel (2 to 6 required) .....                       | <b>A48139C<sup>A</sup></b> <b>3.99</b> ea.  |

### Upholstery Escutcheon Spring (2 to 8 required)



- |       |                                      |   |
|-------|--------------------------------------|---|
| 28-31 | Pushes the door panel outwards ..... | <b>A48284<sup>A</sup></b> <b>0.99</b> ea. |
|-------|--------------------------------------|---|

## Inside Door Handle and Window Crank Pin Removal Tool



- |       |  |  |
|-------|--|--|
| 28-31 | A reproduction of a tool from years ago, makes removal of A46250P easier ..... | <b>TOOL-46250<sup>A</sup></b> <b>38.99</b> ea. |
|-------|--|--|

## Door Latch Spring Sets



- 28-31 All the door springs, does 1 right and 1 left door, Coupe and Tudor, 30-31 pickup, 7 pieces ..... **A46125A<sup>Δ</sup>** **6.99** set



- 28-31 Terro brand spring set, use on door latches that have a diamond stamped into them, includes 3 springs and 1 rivet, for right front or left rear door, Fordor Sedan, except Slant Windshield..... **A46125BR<sup>Δ</sup>** **61.99** set



- 28-31 Same as above, except for left front or right rear door..... **A46125BL<sup>Δ</sup>** **61.99** set



- 28-31 Swiss Toledo Ohio brand spring set, includes 3 springs and rivets, for right front or left rear door, Fordor Sedan, except Slant Windshield..... **A46125MR<sup>Δ</sup>** **61.99** set



- 28-31 Same as above, except for left front or right rear door..... **A46125ML<sup>Δ</sup>** **61.99** set


## Door Latch Repair Kit



- 28-M30 Contains all the springs and rivets needed to repair both the driver's and passenger door latches, Closed Cab Pickup ..... **T5679/80KT<sup>Δ</sup>** **17.99** kit

## Inside Door Latch Remote Rod Sets

Does both doors and includes rods, retainer plates, springs and hardware. Might require some filing to fit.



- 28-31 Tudor, 30-31 pickup and 28-29 Coupe, 12-3/4" length ..... **A46158/9B<sup>Δ</sup>** **29.99** set



- 30-31 Coupe, 11-3/4" length ..... **A46158/9A<sup>Δ</sup>** **29.99** set

## Door Rod Bracket Set



- 28-31 Coupe, Tudor and 30-31 pickup, 4 plates and 4 screws ..... **A46158/9BRKTS<sup>Δ</sup>** **11.99** set

## Door Latch Assemblies



- 28-29 Right, Coupe and Tudor, excellent quality (shown) ..... **A46105A<sup>Δ</sup>** **33.99** ea.



- 28-29 Left, Coupe and Tudor, has lock mechanism in it, excellent quality ..... **A46106A<sup>Δ</sup>** **44.99** ea.

- 30-31 Right, Coupe, Tudor and pickup, excellent quality (shown)..... **A46105B<sup>Δ</sup>** **30.99** ea.

- 30-31 Left, Coupe, Tudor and pickup, has the lock mechanism in it, excellent quality..... **A46106B<sup>Δ</sup>** **44.99** ea.

## Door Latch Screw Sets



- 28-31 Closed car, 8 pieces ..... **A46105/6MB<sup>Δ</sup>** **0.99** set



- 28-M30 Closed Cab Pickup, 8 pieces ..... **A46105/6MBPU<sup>Δ</sup>** **2.49** set

## White Lithium Grease

Water resistant, use on speedometer cables, hinges, latches, linkages and sliding parts.



- ALL 12 oz. spray can \*..... **RSP19<sup>Δ</sup>** **8.99**





## Sliding Door Lock Assembly

- 28-31 Inside, left, Coupe, Tudor and 30-31 Closed Cab Pickup ..... **A46168<sup>A</sup>** **5.99** ea.



### Sliding Door Lock Assembly Mounting Screw Set

- 28-31 Flat head machine screws, 2 pieces ..... **A46168MB<sup>A</sup>** **0.99** set



## Lock Knobs

- 28-31 Slide type, left, screws onto stud of slide door lock, Coupe, Sport Coupe, Tudor and 30-31 pickup, nickel ..... **28-50912<sup>A</sup>** **6.99** ea.
- 28-31 Twist type, Fordor Sedan, Town and Cabriolet, chrome, with screw (3 required) ..... **A46192B<sup>A</sup>** **6.99** ea.



## Door Lock Latch Arm and Stud (3 required)

The lock latch arm and stud are used with lock knob A46192B, listed above.

- 28-31 Arm, the internal part that physically twists to lock the door, frequently broken because of use ..... **A46194<sup>A</sup>** **8.99** ea.
- 28-31 Stud, this connects A46192B to A46194, both listed above ..... **A46193<sup>A</sup>** **34.99** ea.



## Door Guide Clip (2 required)

- 28-29 Coupe and Tudor, brass ..... **A47150<sup>A</sup>** **2.49** ea.



## Door Latch Rivet (as required)

- 28-31 Holds flipper to latch assembly ..... **A48536<sup>A</sup>** **0.99** ea.



## Striker Plates for Door Lock (2 to 4 required)



- 28-31 Coupe, Tudor and Closed Cab Pickup, steel ..... **A46137<sup>A</sup>** **4.99** ea.
- 1931 Slant Windshield, Town Sedan, Standard and Deluxe Fordor ..... **40-702340<sup>A</sup>** **8.99** ea.
- 1931 Same as above, except stainless steel ..... **40-702340-SS<sup>A</sup>** **10.99** ea.

### Striker Plate Mounting Plate

(1 to 2 pairs required)

- 1931 Use with 40-702340 or 40-702340-SS, Slant Windshield, Town Sedan, Standard and Deluxe Fordor ..... **48-702336-A<sup>A</sup>** **19.99** pr.



### Striker Plate Screw and Washer Set

(2 to 4 sets required)

- 28-31 4 pieces ..... **A48545<sup>A</sup>** **0.99** set



## Door Bumper Clips

This 3 sided clip holds the rubber door bumper in place, requires spot welding to the bottom of the door 3 inches from latch side.

- 28-31 Coupe and Tudor, 31 Closed Cab pickup, one per door (2 required) ..... **A46457<sup>A</sup>** **5.99** ea.



Same as above, but you need two clips on each side of the door post.

- 28-E31 Cabriolet and Victoria (requires 4), Fordor (requires 8) ..... **A46458<sup>A</sup>** **5.99** ea.



## Male Dovetails



- 28-29 Briggs, 29-31 Cabriolet, Town Sedan and Standard Fordor, chrome (2 to 4 required) ..... **A47162<sup>A</sup>** **11.99** ea.
- 28-31 Coupe, Tudor, Roadster and Phaeton, except 28-29 Closed Cab Pickup, 30-31 Fordor and 31 Slant Windshield, 2 hole type, chrome-plated (2 to 4 required) ..... **A76819A<sup>A</sup>** **2.49** ea.
- 30-31 Deluxe Phaeton and Panel Delivery, 6 hole, chrome (2 to 4 required) ..... **A47162B<sup>A</sup>** **15.99** ea.



- 1931 Slant Windshield, 2 hole type, cadmium-plated, offset for front driver's side ..... **A76819BL<sup>A</sup>** **14.99** ea.
- 1931 Slant Windshield, 2 hole type, cadmium-plated, offset for front passenger side ..... **A76819BR<sup>A</sup>** **14.99** ea.
- 1931 Slant Windshield, stainless steel, 2 hole, for rear doors (2 required) ..... **18-35577-SS<sup>A</sup>** **7.99** ea.
- 28-31 Closed Cab Pickup, 4 hole type, with felt insert, chrome-plated (2 required) ..... **A80330AR<sup>A</sup>** **3.99** ea.

### Dovetail Mounting Screw Sets

- 28-31 6 pieces, chrome-plated wood screws, for A47162 and A47162B (2 to 4 sets required) ..... **A47162MB<sup>A</sup>** **2.99** set
- 28-31 4 screws per set, for A80330AR (2 sets required) ..... **A47156MB<sup>A</sup>** **3.99** set
- 1931 4 screws per set, stainless steel, for A76819BR, A76819BL and 18-35577-SS (2 sets required) ..... **V80025A<sup>A</sup>** **1.99** set
- 28-31 4 pieces, machine screws, for A76819A (1 to 2 sets required) ..... **A76819MB<sup>A</sup>** **2.49** set



## Female Dovetails (2 to 4 required)

- 28-31 With metal clip and rubber in place, fits all Fordor Sedans, except Slant Window, will also fit 29-30 Cabriolet and Briggs bodies, 28-29 Town Car. 3" high ..... **A61412A<sup>A</sup>** **11.99** ea.



- 1931 Slant Windshield, 160 A, B, C, 68C, 190A and 400A, complete with mounting screws, 3-1/4" high ..... **A61412B<sup>A</sup>** **38.99** ea.



### Female Dovetail Bumper (as required)

- 28-31 Replaces rubber inside A61412A, 2 per dovetail ..... **A61412R<sup>A</sup>** **0.99** ea.



### Female Dovetail Mounting Screw Set

(2 or 4 sets required)

- 28-31 For A61412A or A61412B ..... **A61412MB<sup>A</sup>** **0.99** set



### Dovetail Wedge and Spring Set (as required)

- 1931 Need 2 sets per dovetail, Slant Windshield ..... **A61413SW<sup>A</sup>** **7.99** set



## Door Upholstery Bezel (2 to 4 required)

- 28-31 Clamps onto the door panel at striker plate to protect upholstery, stainless steel ..... **A48140<sup>A</sup>** **0.99** ea.



## Door Sill (Scuff) Plates

- 28-31 Coupe, stamped aluminum, 8", "Ford" script..... **A46480AS<sup>Δ</sup>** **13.99** pr.
- 28-31 Coupe, zinc, as original, 8", "Ford" script (shown) ..... **A46480ASZ<sup>Δ</sup>** **21.99** pr.
- 28-31 Tudor Sedan, stamped aluminum, 19-5/8", "Ford" script ..... **A46480BS<sup>Δ</sup>** **19.99** pr.
- 28-31 Tudor Sedan, zinc, as original, 19-5/8", "Ford" script (shown) ..... **A46480BSZ<sup>Δ</sup>** **33.99** pr.
- 28-29 Briggs Fordor Sedan, front, plain ..... **A46481BF<sup>Δ</sup>** **66.99** ea.
- 28-29 Briggs Fordor Sedan, rear, plain ..... **A46481BR<sup>Δ</sup>** **49.99** ea.
- 30-31 Briggs Fordor Sedan, front and rear, "Ford" script, 4 pieces, Made in USA..... **28-856383<sup>Δ</sup>** **228.99** set
- 29-E31 Murray Fordor Deluxe, as original (shown)..... **A46483MFD<sup>Δ</sup>** **132.99** set
- 30-31 Victoria, 31 400A ..... **A46485V<sup>Δ</sup>** **132.99** set
- 30-31 Deluxe Phaeton, as original, zinc with brushed finish ..... **A46487DP<sup>Δ</sup>** **346.99** pr.

- E29 Cabriolet, 26-13/16" at maximum length, one end is squared off and the other end has two step cuts, plain, as original ..... **A46486CE<sup>Δ</sup>** **142.99** pr.



- M29-30 Cabriolet, same as above, except "Ford" script..... **A46486CS<sup>Δ</sup>** **127.99** pr.



- 1931 Cabriolet, 26-3/8", both ends squared off, plain, as original..... **A46486CL<sup>Δ</sup>** **85.99** pr.

- 1931 Slant Windshield Fordor Sedan..... **A46484SW<sup>Δ</sup>** **122.99** set

### Door Sill (Scuff) Plate Mounting Hardware Set



- 1931 Slant Windshield, 36 pieces, chrome..... **A46484SWMB<sup>Δ</sup>** **5.99** set

### Door Sill Plate Screw Set



- 28-31 Coupe and Tudor, 8 pieces ..... **A46480MB<sup>Δ</sup>** **2.99** set

## Door Sill (Scuff) Plate Seal



- 30-31 Mounts to door sill (scuff) plate, helps to reduce noise and keep the weather out, 4 pieces, Station Wagon..... **48-7920706<sup>Δ</sup>** **29.99** set

## Door Sill (Scuff) Panel (2 required)



- 30-31 Fordor and Cabriolet, nail to wood subrails, 43"..... **A46486P<sup>Δ</sup>** **70.99** ea.



## Window Regulators

### 3-Hole Type



- 28-31 Right front, Coupe, Tudor and pickup ..... **A48105A<sup>Δ</sup>** **39.99** ea.  
 28-31 Left front, Coupe, Tudor and pickup ..... **A48106A<sup>Δ</sup>** **39.99** ea.

### 4-Hole Type (1 or 2 required)



- 28-31 Right front and left rear, Fordor and Cabriolet, 30-31 Coupe rear roll-down window ..... **A48105B<sup>Δ</sup>** **49.99** ea.  
 28-31 Left front and right rear, Fordor and Cabriolet ..... **A48106B<sup>Δ</sup>** **49.99** ea.

## Window Regulator Small Gear Repair Kits

Repairs most window regulator problems, includes small gear, shaft, the casing to hold it in place and rivets.



- 28-31 5 tooth gear (2 or 4 kits required) ..... **A48105ARK<sup>Δ</sup>** **29.99** kit  
 28-31 6 tooth gear (2 or 4 kits required) ..... **A48105BRK<sup>Δ</sup>** **19.99** kit

## Window Regulator Spring



- 28-31 (2 or 4 required) ..... **A48105S<sup>Δ</sup>** **8.99** ea.



- 30-31 For double arm regulator, right ..... **A48107SPR<sup>Δ</sup>** **14.99** ea.  
 30-31 For double arm regulator, left ..... **A48107SPL<sup>Δ</sup>** **14.99** ea.

## Window Regulator Mounting Screw Sets



- 28-31 Coupe, Tudor and pickup, 12 pieces. **A48105/6MB<sup>Δ</sup>** **2.99** set  
 28-31 Fordor and Cabriolet, 12 pieces, includes 4 screws, lock washers and nuts, does 1 regulator (as required) ..... **A48105/6BMB<sup>Δ</sup>** **3.49** set

## Window Regulator Gear Parts (2 required)



- 30-31 Gear, for double arm regulator, 68C, 400A, Victoria and Slant Windshield Fordor ..... **A48107G<sup>Δ</sup>** **25.99** ea.  
 30-31 Gear shaft, for double arm regulator ..... **A48107SH<sup>Δ</sup>** **44.99** ea.



- 30-31 Gear mounting cup, for double arm regulator ..... **A48107C<sup>Δ</sup>** **49.99** ea.  
 30-31 Gear cover, for double arm regulator ..... **A48107CVR<sup>Δ</sup>** **66.99** ea.  
 30-31 Gear cover rivet set, 3 pieces, for double arm regulator ..... **A48107RIV<sup>Δ</sup>** **5.99** ea.


## Window Regulator Shaft Cup and Roll Pin (2 required)

The shaft cup goes inside the gear cover and is pinned to the gear shaft with the roll pin.



- 30-31 Shaft cup, for double arm regulator ..... **A48107CSW<sup>Δ</sup>** **48.99** ea.  
 30-31 Shaft cup roll pin, for double arm regulator ..... **A48107RP<sup>Δ</sup>** **2.49** ea.

## Window Shades



### Tan Cloth

- 28-31 12-1/4", Murray Town Sedan, quarter (2 required) ..... **A48300/12<sup>Δ</sup>** **31.99** ea.  
 28-31 14", Briggs Town Sedan, quarter window (2 required) ..... **A48300/14<sup>Δ</sup>** **31.99** ea.  
 30-31 20", Victoria, side (2 required) ..... **A48300/20<sup>Δ</sup>** **31.99** ea.  
 28-31 24", Coupe, Tudor and Fordor, rear ..... **A48300/24<sup>Δ</sup>** **31.99** ea.  
 30-31 26", Slant Windshield Sedan and Victoria, rear ..... **A48300/26<sup>Δ</sup>** **31.99** ea.

### Brown Cloth

- 28-31 12-1/4", Murray Town Sedan, quarter (2 required) ..... **A48300/12BR<sup>Δ</sup>** **53.95** ea.  
 28-31 14", Briggs Town Sedan, quarter window (2 required) ..... **A48300/14BR<sup>Δ</sup>** **53.95** ea.  
 30-31 20", Victoria, side (2 required) ..... **A48300/20BR<sup>Δ</sup>** **53.95** ea.  
 28-31 24", Coupe, Tudor and Fordor, rear ..... **A48300/24BR<sup>Δ</sup>** **53.95** ea.  
 30-31 26", Slant Windshield Sedan and Victoria, rear ..... **A48300/26BR<sup>Δ</sup>** **53.95** ea.

### Gray Cloth

- 28-31 12-1/4", Murray Town Sedan, quarter (2 required) ..... **A48300/12GRY<sup>Δ</sup>** **54.99** ea.  
 28-31 14", Briggs Town Sedan, quarter (2 required) ..... **A48300/14GRY<sup>Δ</sup>** **54.99** ea.  
 30-31 20", Victoria, side (2 required) ..... **A48300/20GRY<sup>Δ</sup>** **54.99** ea.  
 28-31 24", Coupe, Tudor and Fordor, rear ..... **A48300/24GRY<sup>Δ</sup>** **54.99** ea.  
 30-31 26", Slant Windshield Sedan and Victoria, rear ..... **A48300/26GRY<sup>Δ</sup>** **54.99** ea.





## Door Check Straps (2 to 4 required)

### Double Loop, Rubber

- 28-31 6" long, used on cars with side mount spare tire, 29-31 Slant Windshield rear doors, 28-29 Coupe and Tudor, 28-30 Closed Cab Truck ..... **B162592L6<sup>A</sup>** **5.99** ea.
- 28-31 7" long, 28-30 Closed Cab Truck and Panel Delivery, 28-30 Deluxe Delivery rear door ..... **B162592L7<sup>A</sup>** **3.99** ea.
- 28-31 8" long, 28-29 Coupe and Tudor without side mount spare tires ..... **B162592L8<sup>A</sup>** **5.99** ea.

### Flat Type, Rubber (2 required)

- 28-31 With "T" end, 10-1/4" long, used on rear doors of Fordor and Town Sedan ..... **B162592<sup>A</sup>** **8.99** ea.

### Door Check Strap Retainer (2 required)

- 28-31 Use with B162592 above ..... **B162592S<sup>A</sup>** **6.99** ea.

## Door Check Strap Bracket Set (as required)

- 28-31 Includes 2 nickel footman loops and 4 mounting screws, one set does one strap ..... **B42150BST<sup>A</sup>** **3.99** set

### Door Check Strap Bracket (as required)

- 28-31 Footman's loop, nickel, 2 per strap required ..... **B42150B<sup>A</sup>** **2.49** ea.

### Door Check Strap Screw Set (as required)

- 28-31 Chrome, 8 pieces, one set does two straps ..... **A80048C<sup>A</sup>** **2.99** set

## Check Arm Internal Brackets (2 sets required)

Holds door check arms, spot weld to the door post.

- 28-31 Front door, Tudor and Fordor, except 31 Slant Windshield, use with B702828FO ..... **B702828BRKT<sup>A</sup>** **6.49** set
- 28-31 Rear door, Fordor, use with B702828RO ..... **B702828ROBRKT<sup>A</sup>** **14.99** pr.

## Door Check Post Rubber Bumper (1 or 2 pair required)

Screws to the inside of the door post to cushion the rubber bumper on the door check strap.

- 28-31 With hardware ..... **A702828BU<sup>A</sup>** **4.99** pr.

## Door Check Arm Kits

- 28-31 Front door, with bumpers, Closed car, original-style, 1 kit does both doors ..... **B702828FO<sup>A</sup>** **19.99** kit
- 28-31 Rear door, with bumpers, Fordor, original-style, 1 kit does both doors ..... **B702828RO<sup>A</sup>** **18.99** kit
- 28-31 Rubber bumper, Coupe and Sedan, steel replacement-style ..... **B702828<sup>A</sup>** **6.99** kit

### Door Check Arm (2 to 4 required)

Stainless steel with rubber bumper, die stamped, 4" from hole to hole, can be used on 28-31 to help prevent dings in your paint job.

- 28-31 ..... **81A-702828-SS<sup>A</sup>** **17.99** ea.

### Rubber Door Check Bumpers (2 to 4 required)

- 28-31 Original-style ..... **B702828BORG<sup>A</sup>** **4.99** ea.
- 28-31 Replacement-style ..... **B702828CR<sup>A</sup>** **1.99** ea.

## Rubber Door Bumper Sets

Due to vehicle variations and for the best alignment, some trimming of rubber may be required.

- 28-29 Coupe, Tudor and Cabriolet, 10 pieces ..... **A702610AS<sup>A</sup>** **9.99** set
- 30-31 Coupe and Tudor, 10 pieces ..... **A702610BS<sup>A</sup>** **12.99** set
- 28-31 Sport Coupe and 30-31 Closed Cab Pickup, 10 pieces ..... **A702610IS<sup>A</sup>** **9.99** set
- 28-31 Fordor, 20 pieces ..... **A702610CS<sup>A</sup>** **14.99** set
- 28-29 Closed Cab Pickup, 12 pieces ..... **A702610NS<sup>A</sup>** **9.99** set
- 1931 Slant Windshield Fordor, 16 pieces ..... **A702610RS<sup>A</sup>** **24.99** set
- 30-31 Victoria and 400A, 8 pieces ..... **A702610VS<sup>A</sup>** **14.99** set
- 30-31 Cabriolet, 10 pieces ..... **A702610HS<sup>A</sup>** **9.99** set
- 1931 Cabriolet with Slant Windshield, 12 pieces ..... **A702610TS<sup>A</sup>** **13.99** set

## Rear Side Window Garnish Moulding

- 28-31 Tudor, steel ..... **A702442A<sup>A</sup>** **138.99** pr.

## Station Wagon Door Bumper

These door bumpers are finally available! They fit 1929-31 Station Wagons. They are made from modern rubber that will stay flexible for years, and they have the correct insert. Two were originally used per door. These bumpers are sold individually so you can get just the number you need.

- 29-31 Station Wagon ..... **28-366226<sup>A</sup>** **6.49** ea.

## Quarter Window Garnish Mouldings

- 28-29 Coupe, fiberglass (2 required) (shown) ..... **A702942Q<sup>A</sup>** **107.99** ea.
- 30-31 Right, Coupe, fiberglass ..... **A702942QR<sup>A</sup>** **88.99** ea.
- 30-31 Left, Coupe, fiberglass ..... **A702942QL<sup>A</sup>** **88.99** ea.
- 1931 Slant Windshield, steel (2 required) ..... **A702342SWQ<sup>A</sup>** **91.99** ea.

- 30-31 Victoria, steel (2 required) ..... **A702342VQ<sup>A</sup>** **115.99** ea.

### Quarter Window Retainer (2 required)

- 28-31 Steel, Tudor Sedan, holds garnish moulding ..... **A48320<sup>A</sup>** **8.99** ea.

## Quarter Window Wood Supports

- 30-31 Quarter window wood to door header wood strap, Coupe, steel (2 required) ..... **A45898<sup>A</sup>** **14.99** ea.
- 30-31 Quarter window wood to corner wood support bracket, right, Coupe, steel ..... **A45899R<sup>A</sup>** **15.99** ea.
- 30-31 Quarter window wood to corner wood support bracket, left, Coupe, steel ..... **A45899L<sup>A</sup>** **14.99** ea.



prices subject to change • check MacsAutoParts.com for the latest prices

## Door Garnish Mouldings

28-29	Coupe and Tudor, steel .....	<b>A702342A<sup>Δ</sup></b>	<b>127.99</b>	pr.
30-31	Coupe, steel .....	<b>A702342B<sup>Δ</sup></b>	<b>181.99</b>	pr.
30-31	Tudor and Closed Cab Pickup, steel.....	<b>A702442B<sup>Δ</sup></b>	<b>127.99</b>	pr.
28-29	Closed Cab Pickup, steel.....	<b>A702842A<sup>Δ</sup></b>	<b>127.99</b>	pr.
30-31	Right, Victoria, steel (shown) .....	<b>A702342VR<sup>Δ</sup></b>	<b>127.99</b>	ea.
30-31	Left, Victoria, steel .....	<b>A702342VL<sup>Δ</sup></b>	<b>127.99</b>	ea.
1931	Slant Windshield, front door, steel.....	<b>A702342SWF<sup>Δ</sup></b>	<b>218.99</b>	pr.
1931	Slant Windshield, rear door, steel (2 required) (shown) .....	<b>A702342SWR<sup>Δ</sup></b>	<b>101.99</b>	ea.

### Door Garnish Moulding Screw (as required)

28-31	Stainless steel .....	<b>SOHSS1126<sup>Δ</sup></b>	<b>0.49</b>	ea.
-------	-----------------------	------------------------------	-------------	-----

### Door Moulding Clips (2 required)

Front door edge, screws moulding to door. Acts as vertical bracket for window frame.

28-30	28-June 30, front .....	<b>A702842CLF<sup>Δ</sup></b>	<b>13.99</b>	ea.
28-30	28-June 30, rear (shown) .....	<b>A702842CLR<sup>Δ</sup></b>	<b>15.99</b>	ea.
30-31	Right front, bolts to door frame, all Slant Windshield including Victoria, 400A and Cabriolet.....	<b>A702343SWR<sup>Δ</sup></b>	<b>97.99</b>	ea.
30-31	Same as above, except left.....	<b>A702343SWL<sup>Δ</sup></b>	<b>101.99</b>	ea.

## Rear Window Garnish Mouldings

28-31	Coupe and Tudor, fiberglass, also fits 28-29 Special Coupe and 29-31 Fordor Briggs Sedan .....	<b>A702942R<sup>Δ</sup></b>	<b>132.99</b>	ea.
28-31	Coupe and Tudor, steel, also fits 28-29 Special Coupe and 29-31 Fordor Briggs Sedan .....	<b>A702942RSTL<sup>Δ</sup></b>	<b>101.99</b>	ea.

## Rear Window Frame

30-31	Coupe, steel, for roll-down window.....	<b>A702943RSTL<sup>Δ</sup></b>	<b>108.99</b>	ea.
-------	--	--------------------------------	---------------	-----

### Rear Window Frame Screw Set

28-31	Chrome-plated.....	<b>A48251<sup>Δ</sup></b>	<b>2.99</b>	set
-------	--------------------	---------------------------	-------------	-----

## Rear Window Wood Supports

30-31	Rear window wood frame upper corner wood bracket, right, Coupe, steel.....	<b>A45900R<sup>Δ</sup></b>	<b>13.99</b>	ea.
30-31	Rear window wood frame upper corner wood bracket, left, Coupe, steel.....	<b>A45900L<sup>Δ</sup></b>	<b>13.99</b>	ea.
30-31	Rear window wood frame lower corner wood bracket, Coupe, steel (2 required) ....	<b>A45901<sup>Δ</sup></b>	<b>9.99</b>	ea.

## Door Hinge Sets

28-29	Coupe and Tudor, bronze, with pins, you must drill mounting holes, Upper: 2-3/8" x 1-3/4" Middle: 3-3/4" x 1-3/4" Lower: 4-1/2" x 1-3/4" .....	<b>A46300G<sup>Δ</sup></b>	<b>493.99</b>	set
30-31	Coupe, Tudor and pickup, bronze, with pins, you must drill mounting holes, Upper: 2-3/8" x 1-3/4" Middle: 3-3/8" x 1-3/4" Lower: 4-1/4" x 1-3/4" .....	<b>A46300H<sup>Δ</sup></b>	<b>528.99</b>	set

30-31	Coupe, Tudor and pickup, billet steel, pre-drilled, stainless steel hinge pins included, oillite bushings have been installed into each hinge, which will increase the function and durability of the hinge, these hinges have been reverse engineered from original stock hinges, ensuring proper fit and function .....	<b>A46300HTQ<sup>Δ</sup></b>	<b>560.99</b>	set
-------	---	------------------------------	---------------	-----

## Door Hinge Mounting Kit

30-31	For mounting A46300HTQ, the backing plates allow you to adjust the hinge location so you can properly align the door.....	<b>A46302HMKT<sup>Δ</sup></b>	<b>78.99</b>	kit
-------	--	-------------------------------	--------------	-----

### Door Hinge Shims (as required)

28-E31	Rear door shim, .034" thick, use to align the door, goes between hinge and door post, Fordor and Town Sedan .....	<b>A46301<sup>Δ</sup></b>	<b>7.99</b>	ea.
28-29	Front door shim, Coupe and Tudor .....	<b>28-375454<sup>Δ</sup></b>	<b>6.99</b>	ea.

## Door Hinge-to-Body Screw and Washer Set (3 to 6 sets required)

28-31 3 screws and 3 washers ..... **A46300ASW<sup>Δ</sup>** **3.99** set

### Door Hinge-to-Body Screws Only (as required)

28-31 5/16"-24 x 7/8", black oxide ..... **A46300AS<sup>Δ</sup>** **0.99** ea.

28-31 5/16"-24 x 1", chrome ..... **A46300SC<sup>Δ</sup>** **7.99** ea.

28-31 5/16"-24 x 3", steel ..... **V80006B<sup>Δ</sup>** **0.99** ea.

28-31 5/16"-24 x 3", chrome ..... **A46300SCL<sup>Δ</sup>** **4.99** ea.

### Door Hinge-to-Body Screw Washers Only (as required)

28-31 5/16", black oxide ..... **A80033W<sup>Δ</sup>** **0.27** ea.

28-31 5/16", chrome ..... **A46300WC<sup>Δ</sup>** **4.99** ea.

## Door Hinge Pins (4 to 8 required)

28-31 Closed car, authentic, 1-13/16" x .233"-.236", steel, knurled under head ..... **A46335<sup>Δ</sup>** **0.99** ea.

28-31 Closed car, oversized, 1-13/16" x .245", steel, knurled under head ..... **A46335A<sup>Δ</sup>** **0.45** ea.

28-31 Closed car, oversized, 1-13/16" x .245" polished chrome, knurled under head ..... **A46335AC<sup>Δ</sup>** **4.99** ea.

28-31 Closed car, oversized, 1-13/16" x .245", stainless steel, knurled under head ..... **A46335AS<sup>Δ</sup>** **3.99** ea.

1931 Slant Windshield, authentic, (1-11/16" x 9/32"), steel, knurled under head ..... **A46335B<sup>Δ</sup>** **0.99** ea.

1931 Slant Windshield, (1-11/16" x 9/32"), chrome, knurled under head ..... **A46335BC<sup>Δ</sup>** **4.99** ea.

## Door Hinge Pin Removal Tool

Uses various-sized graduating pins to push your old hinge pins out of the hinge. Will work on Slant Windshield vehicles.

28-31 Includes instructions ..... **V46335PULL<sup>Δ</sup>** **27.99** ea.

## Door Post Parts

28-29 Door post to sill bracket, mounts at the bottom of the center door post and helps to secure the door post to the subrail, includes hardware (2 required) ..... **28-72896<sup>Δ</sup>** **24.79** ea.

28-29 Door center post brace, the inside of the door post wood is routed out and this brace is attached for added stability (2 required) ..... **28-72897<sup>Δ</sup>** **13.49** ea.

## Door Jamb Mouldings

Goes between the door opening and top, above the belt line.

30-31 Sport Coupe, right ..... **A45981R<sup>Δ</sup>** **43.99** ea.

30-31 Sport Coupe, left ..... **A45981L<sup>Δ</sup>** **34.99** ea.

## Door Inner Header Strips

Goes between the front and rear door posts. The wooden door header attaches to this.

30-31 Sport Coupe, right ..... **A45895R<sup>Δ</sup>** **29.99** ea.

30-31 Sport Coupe, left ..... **A45895L<sup>Δ</sup>** **29.99** ea.

## Door Wood Header Supports

30-31 Coupe, door wood header midway support, right, steel ..... **A45896R<sup>Δ</sup>** **11.99** ea.

30-31 Same as above, except left ..... **A45896L<sup>Δ</sup>** **11.99** ea.

30-31 Coupe, door wood header rear "T" corner bracket, right, steel ..... **A45897R<sup>Δ</sup>** **97.99** ea.

30-31 Same as above, except left ..... **A45897L<sup>Δ</sup>** **89.99** ea.

## Door Opening Header Strips

Header strips fit on the body at the top of the door openings and hold the door lacing in place. The square hole goes at the rear end and is for the rubber bumper.

28-29 Coupe, 28-31 Tudor Sedan, 30-31 pickup, 28-1/8" long ..... **A45890A<sup>Δ</sup>** **27.99** pr.

30-31 Coupe, 27" long ..... **A45890B<sup>Δ</sup>** **28.99** pr.

30-31 Leatherback Victoria, left ..... **A45890C<sup>Δ</sup>** **262.99** ea.

30-31 Leatherback Victoria, right ..... **A45890D<sup>Δ</sup>** **262.99** ea.

30-31 Steelback Victoria, left ..... **A45890E<sup>Δ</sup>** **101.99** ea.

30-31 Steelback Victoria, right ..... **A45890F<sup>Δ</sup>** **101.99** ea.

30-31 Slant Windshield (2 or 4 required) ..... **A45890G<sup>Δ</sup>** **141.99** ea.

30-31 Sport Coupe, left ..... **A45890H<sup>Δ</sup>** **162.99** ea.

30-31 Sport Coupe, right ..... **A45890I<sup>Δ</sup>** **162.99** ea.

30-31 Closed Cab Pickup (2 required) ..... **A45890PU<sup>Δ</sup>** **17.99** ea.

### Header Strip Screw Set

28-31 For A45890A and A45890B, above, enough for 1 pair, 12 pieces ..... **A45890MB<sup>Δ</sup>** **2.99** set

## Door Top Cover Plates (2 required)

Fits on top of the door.

28-31 Tudor, 28-29 Coupe and 30-31 pickup, stamped steel ..... **A45883A<sup>Δ</sup>** **68.99** ea.

30-31 Coupe, stamped steel ..... **A45883C<sup>Δ</sup>** **68.99** ea.

### Mounting Screw Set

28-31 6 pieces ..... **A45883MB<sup>Δ</sup>** **0.99** set



## Window Anti-Rattlers

These go under the garnish moulding and the seal rests against the glass on vehicles with moveable door windows.

28-29 Coupe, 30-31 pickup and 28-31 Tudor front, 2 pieces, rubber and aluminum ..... **A19008A1<sup>A</sup>** **12.49** pr.

30-31 Coupe, 2 pieces, rubber and aluminum..... **A19008B<sup>A</sup>** **12.99** pr.

28-31 Tudor, rear, 2 pieces, rubber and aluminum..... **A19008C<sup>A</sup>** **12.49** pr.

28-29 Fordor and Town Car, 29-31 Briggs Town Sedan and Briggs Standard Fordor, 29 Cabriolet, front, rubber and steel (2 required)..... **A19008/4DF<sup>A</sup>** **13.99** ea.

28-29 Fordor and Town Car, 29-31 Briggs Town Sedan and Standard Fordor, rear, rubber and steel (2 required)..... **A19008/4DR<sup>A</sup>** **13.99** ea.

## Window Anti-Rattle Seal Replacement (2 or 4 required)

Purchase only if you are using metal strip listed above.

28-31 32", fits in channel under garnish moulding ..... **A45986<sup>A</sup>** **3.49** ea.

## Metal Glass Channels

28-31 Coupe, Tudor, front and most 30-31 trucks, right or left (2 required) ..... **A45962<sup>A</sup>** **10.99** ea.  
1931 Coupe, rear roll down window..... **A45962<sup>A</sup>** **10.99** ea.

28-31 Fordor Sedan, left (2 required) ..... **A45963B<sup>A</sup>** **9.99** ea.  
28-E31 Briggs, front and rear (2 pair required)..... **28-69025<sup>A</sup>** **101.99** pr.

29-M31 Murray 155A, 155C, 165A and 165C, right front, left rear..... **A155962A<sup>A</sup>** **56.99** ea.

29-M31 Murray 155A, 155C, 165A and 165C, left front, right rear..... **A155963A<sup>A</sup>** **56.99** ea.

28-29 Closed Cab Pickup, right or left (2 required) ..... **A45963PU<sup>A</sup>** **29.99** ea.  
28-31 Rear quarter window, Tudor, right or left (2 required) ..... **A56787<sup>A</sup>** **9.99** ea.

30-31 Rear roll-down window, Coupe..... **B-47106<sup>A</sup>** **12.99** ea.  
1931 Fordor Slant Windshield, right front, left rear, for the double arm regulator ..... **B45962<sup>A</sup>** **39.99** ea.

1931 Fordor Slant Windshield, left front, right rear, for the double arm regulator ..... **B45963<sup>A</sup>** **39.99** ea.

L31 Victoria, right..... **B55962<sup>A</sup>** **37.99** ea.  
L31 Victoria, left ..... **B55963<sup>A</sup>** **37.99** ea.

## Glass Bedding

For mounting glass in metal glass channels.

ALL 10' x 1-1/2" x 1/16" thick composition-rubber and cork ..... **A45963X<sup>A</sup>** **9.99** roll

## Window Lower Rubber Seal (2 to 4 pieces required)

For mounting glass in metal glass channels. The seal has an added lip to seal out water.

28-31 Some closed cars and Cabriolets, 36" piece ..... **A45989<sup>A</sup>** **7.99** ea.

## Glass Bumper Stop (2 to 4 required)

Mounts on the ledge inside the door. Window rests on bumper when lowered.

28-31 Rubber..... **A48141<sup>A</sup>** **0.99** ea.

## Glass Bumper Stop Bracket (2 or 4 required)

28-31 Steel, closed car and pickup ..... **A48141BKT<sup>A</sup>** **17.99** ea.

## Top Window Cushion (2 or 4 required)

Mounts to the top of the window track, secure with RSP28.

28-31 Sponge rubber, 32" long piece, use 1 per window ..... **A45985<sup>A</sup>** **2.49** ea.

## Fixed Window Glass Setting Rubber

28-31 Closed car, rear window, 84" piece ..... **A19003R<sup>A</sup>** **7.99** ea.  
28-31 Closed car, quarter window, 72" piece (2 required) ..... **A19003S<sup>A</sup>** **7.99** ea.

## Door Window Felt Metal Retainers

Metal U-channel gets spot welded to the edge of the door.

28-29	Coupe and Tudor, right door hinge side or left door lock side (2 required).....	<b>A45970<sup>Δ</sup></b>	<b>12.49</b> ea.
28-29	Coupe and Tudor, left door hinge side or right door lock side (2 required).....	<b>A45971<sup>Δ</sup></b>	<b>10.49</b> ea.
30-31	Tudor and pickup, right door lock side .....	<b>A45975<sup>Δ</sup></b>	<b>11.49</b> ea.
30-31	Tudor and pickup, left door lock side .....	<b>A45976<sup>Δ</sup></b>	<b>10.99</b> ea.
30-31	Coupe and Sport Coupe, right door lock side .....	<b>A45977<sup>Δ</sup></b>	<b>10.99</b> ea.
30-31	Coupe and Sport Coupe, left door lock side .....	<b>A45978<sup>Δ</sup></b>	<b>10.99</b> ea.
30-31	Coupe and Sport Coupe, right door hinge side .....	<b>A45979<sup>Δ</sup></b>	<b>11.49</b> ea.
30-31	Coupe and Sport Coupe, left door hinge side .....	<b>A45980<sup>Δ</sup></b>	<b>11.49</b> ea.
28-M31	Front door, Briggs and Murray Town Sedan and Fordor (2 required).....	<b>A45981<sup>Δ</sup></b>	<b>15.49</b> ea.
28-M31	Rear door, Briggs and Murray Town Sedan and Fordor (2 required).....	<b>A45982<sup>Δ</sup></b>	<b>17.99</b> ea.


## Door Window Felt Channel

28-31	Closed Cab Pickup, 39" .....	<b>28-94597</b>	<b>34.99</b> ea.
-------	------------------------------	-----------------	------------------

## Felt Glass Channel Kits and Parts

Felt glass channels install in sides of door for glass to slide up and down in. One kit does both sides (2 windows).

### Front Door Window Channel Kits



28-29	Coupe, 30-31 pickup, 28-31 Tudor .....	<b>A45983A<sup>Δ</sup></b>	<b>122.99</b> kit
30-31	Coupe and Sport Coupe .....	<b>A45983B<sup>Δ</sup></b>	<b>97.99</b> kit
28-31	Fordor, except Slant Windshield .....	<b>A45983/4D<sup>Δ</sup></b>	<b>106.99</b> kit
1931	Slant Windshield and Victoria .....	<b>A45983SWV<sup>Δ</sup></b>	<b>95.99</b> kit
28-29	Closed Cab Pickup .....	<b>A45983PU<sup>Δ</sup></b>	<b>97.99</b> kit

### Rear Door Window Channel Kit

28-31	Fordor .....	<b>A56791A<sup>Δ</sup></b>	<b>122.99</b> kit
-------	--------------	----------------------------	-------------------

### Rear Door and Quarter Window Channel Kit

1931	Slant Windshield .....	<b>A56791B<sup>Δ</sup></b>	<b>147.99</b> kit
------	------------------------	----------------------------	-------------------

### Rear Quarter Window Channel Kit

28-31	Tudor, also for Victoria quarter windows .....	<b>A56786</b>	<b>127.99</b> kit
-------	--	---------------	-------------------

### Rear Roll-Down Window Channel Kit

30-31	Coupe .....	<b>A46108<sup>Δ</sup></b>	<b>56.99</b> kit
-------	-------------	---------------------------	------------------

### Felt Glass Channel (4 or 8 required)

Felt glass channels install in sides of door for glass to slide up and down in.

28-31	Metal core, 32" long piece, 2 per door, might need to be cut .....	<b>A45983<sup>Δ</sup></b>	<b>12.99</b> ea.
-------	--	---------------------------	------------------

### Clip (8 or 16 required)

Use 1 at top and bottom of each felt glass channel.

28-31	.....	<b>A45983CL<sup>Δ</sup></b>	<b>0.99</b> ea.
-------	-------	-----------------------------	-----------------

### Window Rubber and Felt Glass Channel Adhesive

ALL	Black, 3M brand, 5 oz. tube * .....	<b>RSP28<sup>Δ</sup></b>	<b>8.99</b> ea.
-----	-------------------------------------	--------------------------	-----------------

**All of the felt glass channel kits are complete for two doors. They include upper window sponge seals, "T" shaped anti-rattle rubber (when required), lower glass cushion bumpers and adhesive. Most clips are installed. Does not include metal channel. Each piece has specific applications, not a general mix of pieces.**



**Windlace Retainer** (2 required)

Holds windlace in vertical position along the cowl pillar. Windlace is installed into this moulding to seal the door window to the body.



28-29 Steel ..... **A46128<sup>A</sup>** **19.99** ea.

**Windlace Retainer Rivet Set**

28-29 Tube-style, 20 pieces ..... **A46127<sup>A</sup>** **3.49** set

**Quarter Pillar Upper Windlace Retainers**

29-30 Cabriolet, polished stainless steel, 68A and 68B ..... **A48167<sup>A</sup>** **91.99** pr.



1931 Cabriolet, polished stainless steel, 68C ..... **A48168<sup>A</sup>** **81.99** pr.

**Door Bottom Seals**

Door bottom seals fit on the doors at bottom. Held in place by the same clips that hold the door panel on.



28-31 "H" rubber seal, 33" long, closed car, except Slant Windshield (2 required) ..... **A45988<sup>A</sup>** **6.99** ea.  
1931 40" long, Fordor Slant Windshield ..... **B-701980-32<sup>A</sup>** **15.99** pr.

Ford never included door seals, but we have found that this is the answer on all early Fords. The sponge rubber seals have a pressure sensitive adhesive on the back; all you need to do is peel and stick. Can be used in other applications as well.



ALL Ribbed, 3/8" x 3/16" x 20' roll ..... **A701980R1<sup>A</sup>** **16.99** roll  
ALL Ribbed, 5/8" x 3/8" x 20' roll ..... **A701980R2<sup>A</sup>** **17.99** roll




ALL Hollow-core, 3/8" x 7/32" x 20' roll ..... **A701980HC1<sup>A</sup>** **16.99** roll  
ALL Hollow-core, 5/8" x 3/8" x 20' roll ..... **A701980HC2<sup>A</sup>** **17.99** roll

**Quarter and Roll Down Rear Window Handle** (1 or 2 required)

30-31 Coupe with roll down rear window and Fordor Sedans with quarter windows that go up and down, chrome ..... **A164272BRC<sup>A</sup>** **9.99** ea.

**Rear Arm Rests Assembly**

Includes everything, except upholstery.



28-31 All Sedans and Victoria, not for Slant Windshield models ..... **A56666<sup>A</sup>** **138.99** pr.

**Door Upholstery Clips** (as required)

Holds upholstery to door.



ALL 50 pieces ..... **B20015<sup>A</sup>** **11.99** set



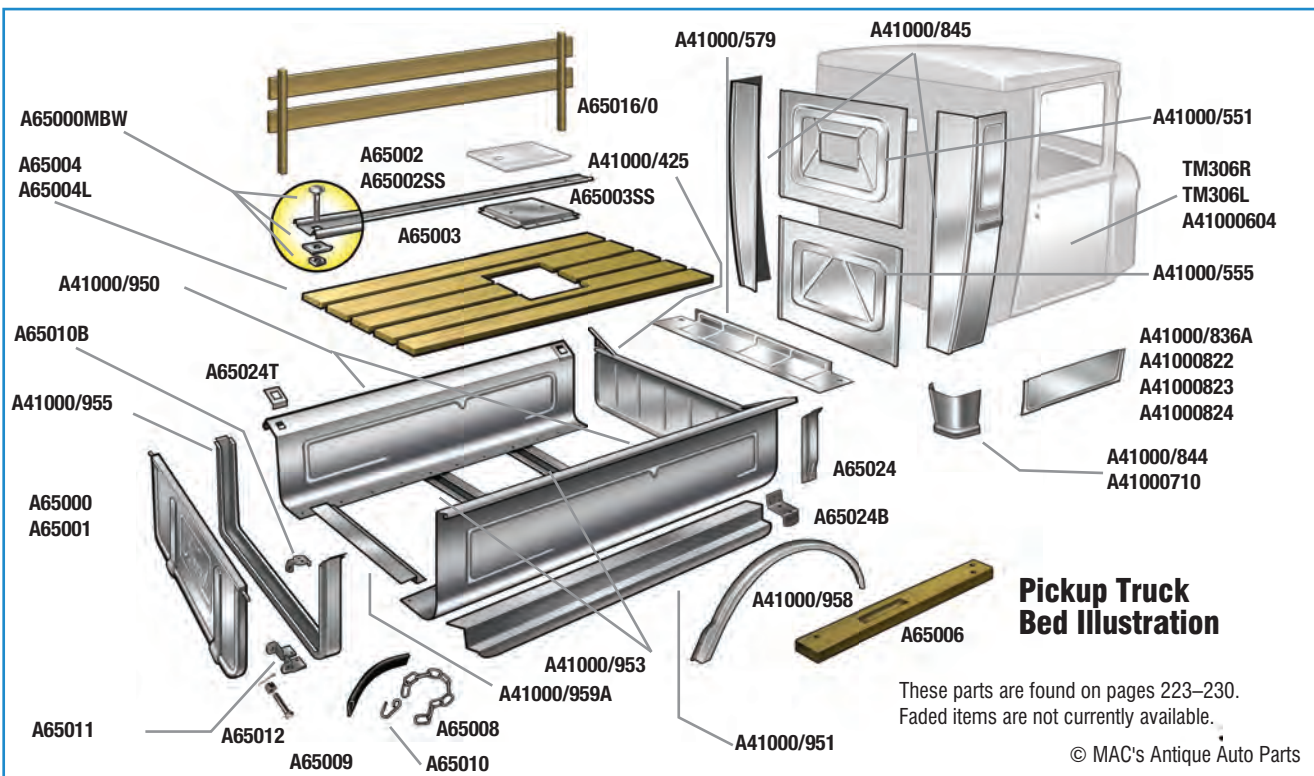
28-31 Coupe, Tudor and pickup ..... **A46126<sup>A</sup>** **0.49** ea.





*Model A pickups were rugged and reliable workhorses. They were favored by farmers, merchants, contractors and others who needed affordable utility vehicles. Heavy-duty applications were covered by bigger Model AA Trucks, with stronger chassis and greater capacity.*

*Even when these sturdy pickups grew older, they were still being worked hard all around the world. Consequently, many pickups were literally worn out. Today, MAC's offers a tremendous selection of premium quality parts and accessories, to help keep your Model A pickup on the road!*



## Pickup Bed Strip Sets

- |       |   |                             |                   |
|-------|---|-----------------------------|-------------------|
| 28-31 | Steel, 4 pieces, holes punched, 52-1/2" (shown) | <b>A65002<sup>Δ</sup></b>   | <b>91.99</b> set  |
| 28-31 | Stainless steel, 4 pieces, holes punched        | <b>A65002SS<sup>Δ</sup></b> | <b>127.99</b> set |

## Pickup Bed Floor Wood Strip Kits

- |        |  |                            |                   |
|--------|--|----------------------------|-------------------|
| 28-E31 | Narrow bed, correct size with grooves, 6 pieces, oak | <b>A65004<sup>Δ</sup></b>  | <b>381.99</b> kit |
| L31    | Wide bed, used as sub-floor, 6 pieces, oak           | <b>A65004L<sup>Δ</sup></b> | <b>304.99</b> kit |

## Pickup Bed Steel Floor

- |     |                             |                            |                   |
|-----|-----------------------------|----------------------------|-------------------|
| L31 | Wide bed, \$125 crating fee | <b>A65004S<sup>Δ</sup></b> | <b>457.99</b> ea. |
|-----|-----------------------------|----------------------------|-------------------|

## Pickup Bed Flooring Bolt Set

- |     |   |                              |                  |
|-----|---|------------------------------|------------------|
| L31 | Metal flooring to subrail, for wide bed | <b>A65004MBL<sup>Δ</sup></b> | <b>20.99</b> set |
|-----|---|------------------------------|------------------|

## Pickup Bed Custom Wood Floor Kits

Gives you an early-looking, all-wood-style bed floor with steel strips instead of the steel floor wide beds that came standard. Includes steel strips that do not have holes in them.

- |     |                                      |                             |                   |
|-----|--------------------------------------|-----------------------------|-------------------|
| L31 | For wide bed, steel strips           | <b>A65025<sup>Δ</sup></b>   | <b>406.99</b> kit |
| L31 | For wide bed, stainless steel strips | <b>A65025SS<sup>Δ</sup></b> | <b>467.99</b> kit |

## Pickup Bed Strip Mounting Bolt, Nut and Washer Set

Holds wood and steel strips to bed.

- |       |            |                              |                  |
|-------|------------|------------------------------|------------------|
| 28-31 | 112 pieces | <b>A65000MBW<sup>Δ</sup></b> | <b>14.99</b> set |
|-------|------------|------------------------------|------------------|

## Pickup Center Bed Pans

- |       |  |                           |                  |
|-------|--|---------------------------|------------------|
| 28-31 | Metal, requires 2 round head rivets, located above the rear spring | <b>A65003<sup>Δ</sup></b> | <b>39.99</b> ea. |
|-------|--|---------------------------|------------------|

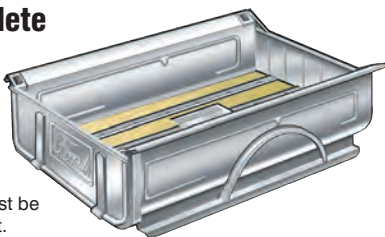
## Pickup Body-to-Frame Wood Mounting Block Sets

Includes location instructions.

- |       |                    |                             |                  |
|-------|--------------------|-----------------------------|------------------|
| 28-29 | A and AA, 6 pieces | <b>A5001/06<sup>Δ</sup></b> | <b>46.99</b> set |
| 30-31 | A and AA, 6 pieces | <b>A5001/15<sup>Δ</sup></b> | <b>46.99</b> set |

## Pickup Beds, Complete

The shipping and crating fees listed below apply even if shipped to MAC's.



Crating charge of \$250.00. Must be shipped by truck freight collect. Approximate shipping will be \$200.00–\$400.00.

28-31 Narrow bed, assembled, wood floor, includes "Ford" script tailgate ..... **A41000/900<sup>A</sup>** **2351.99** ea.

Crating charge of \$50.00. Can be shipped conventionally. Approximate shipping will be \$85.00–\$100.00.

28-31 Narrow bed, unassembled, with wood floor, includes "Ford" script tailgate, instructions not included ..... **A41000/900U<sup>A</sup>** **1535.99** ea.

Crating charge of \$250.00. Must be shipped by truck freight collect. Approximate shipping will be \$200.00–\$400.00.

L31 Wide bed, assembled, metal floor, includes tailgate, comes with stake holes pre-punched unless advised differently when ordering ..... **A41000/900W<sup>A</sup>** **3086.99** ea.

Crating charge of \$50.00. Can be shipped conventionally. Approximate shipping will be \$85.00–\$100.00.

L31 Wide bed, unassembled, metal floor, includes tailgate, comes with stake holes pre-punched unless advised differently when ordering, instructions not included ..... **A41000/900WU<sup>A</sup>** **2454.99** ea.

## Pickup Bed Sides

pickup bed sides can be shipped conventionally. Approximate shipping will be \$85.00–\$100.00.

28-E31 Sides only ..... **A41000/950<sup>A</sup>** **635.99** pr.

L31 Right, wide bed, comes with stake holes pre-punched unless advised differently when ordering ..... **A41000/950WR<sup>A</sup>** **354.99** ea.

L31 Left, wide bed, comes with stake holes pre-punched unless advised differently when ordering ..... **A41000/950WL<sup>A</sup>** **354.99** ea.

## Pickup Bed Sill Sets

Used between the frame and bed.



28-E31 Wood, 2 pieces ..... **A65006<sup>A</sup>** **86.99** set

## Pickup Metal Brackets

28-31 Holds wood subrails to bed ..... **A65024B<sup>A</sup>** **66.99** pr.



## Pickup Bed Sill End Cap (2 required)

Covers exposed end of bed to frame wood.

L31 Wide bed ..... **A65006WCAP<sup>A</sup>** **20.99** ea.



## Pickup Bed Repair Panels



28-E31 Replaces rotted section of U-channel, includes Z panel, narrow bed, steel, 2 pieces ..... **A65007<sup>A</sup>** **66.99** ea.

L31 Crossmember, wide bed, steel ..... **A65007L<sup>A</sup>** **101.99** ea.

## Pickup Cab-to-Frame Bolt Sets

28-29 26 pieces ..... **A65005A** **24.99** set

30-E31 26 pieces ..... **A65005B** **24.99** set



## Pickup Bed-to-Frame Bolt Set

28-E31 22 pieces ..... **A65005BOX<sup>A</sup>** **7.99** set

## Pickup Bed Tailgates with Hinges



28-E31 Die stamped, original type, "Ford" script, narrow bed, 41-1/2" ..... **A65000<sup>A</sup>** **315.99** ea.

L31 Die stamped, original type, wide bed, 46-3/4" ..... **A65001<sup>A</sup>** **362.99** ea.

## Pickup Bed Tailgate Top Bar



L31 Wide bed, steel ..... **A65001A<sup>A</sup>** **44.99** ea.

## Pickup Bed Tailgate Corner Braces

28-31 Fits under top bar at the tailgate ..... **A65001B<sup>A</sup>** **18.99** pair



## Pickup Bed Tailgate Hinges

### On Tailgate

28-31 (2 or 3 required) ..... **A65001C<sup>A</sup>** **25.99** ea.

### On Bed



28-E31 All holes drilled, 1 set = 2 pair ..... **A65011<sup>A</sup>** **20.99** set

L31 All holes drilled (3 required) ..... **A65011L<sup>A</sup>** **10.99** ea.

## Pickup Bed Tailgate Hinge Bolt, Nut and Cotter Set (2 sets required)



28-E31 ..... **A65012<sup>A</sup>** **9.99** set

## Pickup Bed Tailgate Hinge Rods



L31 Wide bed, steel (shown) ..... **A65020<sup>A</sup>** **20.99** ea.

L31 Wide bed, stainless steel ..... **A65020SS<sup>A</sup>** **40.99** ea.

## "ShowBedder" Bed Liners

- Year-make-model specific for exceptional fit
- Manufactured with an ultra-high-definition, scuff-resistant rubber bed cover material

The "ShowBedder" is QuietRide's newest product for the antique and classic truck market. ShowBedder is a protective bed floor cover for Ford pickups built between 1928 and 1979. The ShowBedder will protect your expensive and pristinely restored wooden or painted bed floor surface.



### 1928-29

28-29 Panel delivery-smooth ..... **28-385738<sup>A</sup>** **183.99** ea.

28-29 Panel delivery with Ford script ..... **28-385763<sup>A</sup>** **212.99** ea.

28-29 Ford Model A pickup-smooth ..... **28-385824<sup>A</sup>** **183.99** ea.

### 1930-31

30-31 Panel delivery-smooth ..... **28-385815<sup>A</sup>** **183.99** ea.

30-31 Panel delivery with Ford script ..... **28-385816<sup>A</sup>** **213.99** ea.

30-31 Ford Model A pickup-smooth ..... **28-385817<sup>A</sup>** **183.99** ea.

## Pickup Bed Tailgate Chains (2 required)



- 28-E31 Narrow bed, 16 links ..... **A65008<sup>A</sup>** **6.99** ea.  
 L31 Wide bed, 18 links..... **V78001A<sup>A</sup>** **7.99** ea.

## Pickup Bed Tailgate Chain Cover (2 required)



- 28-31 Black vinyl..... **A65009<sup>A</sup>** **5.49** ea.

## Pickup Bed Tailgate Chain Top Links (2 required)

Requires a weld to close the link.



- 28-31 Steel..... **A65010S<sup>A</sup>** **6.99** ea.  
 28-31 Stainless steel..... **A65010SS<sup>A</sup>** **7.99** ea.

## Pickup Bed Tailgate Chain Hook (2 required)



- 28-31 Primed steel ..... **A65010<sup>A</sup>** **6.99** ea.

## Pickup Bed Tailgate Chain Brackets (2 required)



- 28-E31 Narrow bed, steel ..... **A65010B<sup>A</sup>** **9.99** ea.  
 L31 Wide bed, steel..... **V78003A<sup>A</sup>** **10.99** ea.

## Pickup Tailgate Latches



- 28-31 Set, includes male and female pieces, cast iron, used on wooden pickup boxes and Depot Hacks (2 sets required) ..... **A65000LST<sup>A</sup>** **27.99** set  
 28-31 Use instead of a chain, eliminates the rattle associated with the chain, mounts inside bed for a clean look, stainless steel and sold as pair ..... **BAAA-88200-SS<sup>A</sup>** **46.99** pr.

## Pickup Bed Rivet Sets

Enough to assemble one complete pickup bed.

- 28-E31 Narrow bed, 100 pieces ..... **A65013S<sup>A</sup>** **9.99** set  
 L31 Wide bed, 160 pieces ..... **A65013L<sup>A</sup>** **25.99** set

## Pickup Bed Rivet (as required)



- 28-31 For tailgate hinges and bed assembly ..... **RV11<sup>A</sup>** **0.99** ea.

## Pickup Bed Round Head Rivet (as required)



- 28-31 ..... **A65015R<sup>A</sup>** **1.99** ea.

## Pickup Bed Sideboard Sets



- 28-E31 Oak, all holes drilled, hardware included, both sides, requires assembly, narrow bed (shown) ..... **A65016/0<sup>A</sup>** **183.99** set  
 L31 Same as above, except for wide bed, this also has the option of single or double board sides, please state which is preferred when placing your order **US** ..... **A65016/0L<sup>A</sup>** **218.99** set

## Pickup Bed Front Bumper Strip



- 28-31 Wood, required for some bed fronts, 2 pieces ..... **A65014<sup>A</sup>** **10.99** pr.

## Pickup Stake Pocket Cover (4 required)

Fits on top of bed at pocket.



- 28-31 Steel ..... **A65024T<sup>A</sup>** **9.49** ea.

## Pickup Taillight Shields

Covers and protects the wires coming out the back of the taillight and keeps mud from entering the taillight assembly.



- 28-31 Stamped steel ..... **A13467<sup>A</sup>** **5.99** ea.  
 28-31 Stainless steel..... **A13467SS<sup>A</sup>** **7.99** ea.

## Pickup Map Pockets



- 28-29 Fits behind seat shoulder area on side, Closed Cab Pickup..... **A65019A<sup>A</sup>** **21.99** pr.  
 30-31 Stamped steel, mounts to passenger kick panel, holds maps, etc., with hardware ..... **A65019<sup>A</sup>** **29.99** ea.

## Pickup Map Pocket Mounting Wood Block

Adds stability, blocks mount to the cab and the map pocket mounts to blocks.



- 28-29 ..... **A65019MBW<sup>A</sup>** **20.99** pr.

## Pickup Fender-to-Bed Bolts



- 28-E31 Narrow bed, 10 pieces ..... **A16190PU<sup>A</sup>** **3.99** set  
 L31 Wide bed (as required) ..... **A65022<sup>A</sup>** **0.99** ea.

## Pickup Seat Wood-to-Cab Back Bolt (as required)



- 30-31 Special large flat head..... **A65023<sup>A</sup>** **3.99** ea.

## Pickup Cab Seat Brace Mounting Set



- 30-31 12 pieces, 3 bolts, 3 nuts and 6 washers ..... **A65050<sup>A</sup>** **2.49** set



## Pickup Seat Back Retainer Clip Sets

Closed Cab Pickup only.



- 28-29 Install in the second hole in from each end, 4 pieces (2 sets required)..... **A65018CCA<sup>A</sup>** **19.99** set  
 30-E31 4 pieces ..... **A65018CCE<sup>A</sup>** **19.99** set  
 L31 6 pieces, wide bed ..... **A65018CCL<sup>A</sup>** **22.99** set

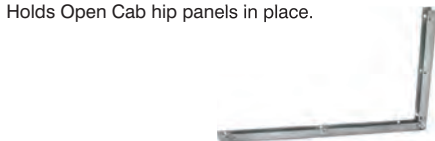
## Pickup Seat Spring Hook (2 required)

Holds lower edge of front backrest seat spring.

- 28-31 Stamped steel ..... **A65018<sup>A</sup>** **7.99** ea. 

## Pickup Upholstery Channel

Holds Open Cab hip panels in place.



- 28-29 Rolled steel ..... **A65021<sup>A</sup>** **38.99** pr.

## Pickup Bed Stake Pockets (as required)




- 28-E31 Steel, die formed, front..... **A65024<sup>A</sup>** **49.99** ea.  
 L31 Steel, die formed, front, wide bed ..... **A65024F<sup>A</sup>** **41.99** ea.  
 L31 Steel, die formed, rear, wide bed ..... **A65024R<sup>A</sup>** **41.99** ea.

## Platform Bed Stake



- 28-31 AA flat beds ..... **A41000/977<sup>A</sup>** **79.99** ea.

## Pickup Belt Rail Bolt Set

- 30-31 Large head carriage bolts used to mount strip of wood to cab back, Closed Cab Pickup ..... **A65306<sup>A</sup>** **2.99** set 

## Pickup Door Opening Header Strip (2 required)



- 30-31 Closed Cab Pickup ..... **A45890PU<sup>A</sup>** **17.99** ea.

## Pickup Door Top Cover Plate (2 required)



- 30-31 Closed Cab Pickup ..... **A45883A<sup>A</sup>** **68.99** ea.

## Pickup Door Top Cover Plate Mounting Screw Set



- 30-31 6 slotted screws ..... **A45883MB<sup>A</sup>** **0.99** set

## Pickup Inside Rear Window Frames



- 28-29 Primed steel, with fasteners..... **A65027<sup>A</sup>** **36.99** ea.  
 28-29 Plain steel, Panel Delivery and AA Truck... **AA65027<sup>A</sup>** **71.99** ea.



- 30-31 Steel..... **A65028<sup>A</sup>** **96.99** ea.

## Pickup Inside Rear Window Frame Mounting Hardware Sets



- 28-29 Included with A65027 ..... **A65027MB<sup>A</sup>** **5.99** set  
 30-31 Needed to install A65028 ..... **A65028MB<sup>A</sup>** **6.49** set

## Pickup Inside Rear Window Frame Reinforcement Brace Set

"L" shaped braces to be used at each corner of the rear window frame (not included with frame A65028).

- 30-31 Steel, 4 pieces..... **A65028R<sup>A</sup>** **29.99** set 

## Pickup Door Window Frames

With inner bracket and hardware.



- 28-29 Right, Closed Cab Pickup, notched on right..... **A65031R<sup>A</sup>** **86.99** ea.  
 28-29 Left, Closed Cab Pickup, notched on left ..... **A65031L<sup>A</sup>** **86.99** ea.

## Pickup Door Garnish Mouldings



- 28-29 Steel, Closed Cab Pickup ..... **A702842A<sup>A</sup>** **127.99** pr.



- 30-31 Steel, Closed Cab Pickup ..... **A702442B<sup>A</sup>** **127.99** pr.

## Pickup Rear Roof Wood Bracket (2 required)

Connects side wood rail above door to door post.



- 30-31 ..... **A65944<sup>A</sup>** **13.49** ea.

## Pickup Rear Roof Wood Bracket Mounting Kit



- 30-31 Closed Cab Pickup, 13 pieces..... **A65945<sup>A</sup>** **3.49** kit

## Door Latch



- 28-29 Right and left, die-stamped steel, for stock or reproduction doors, Closed Cab Pickup ..... **T5680DPR<sup>Δ</sup>** **279.99** pr.

### Door Latch Knob (2 required)



- 28-29 Chrome ..... **A35710<sup>Δ</sup>** **5.99** ea.

## Pickup Door Striker Plate Set (2 sets required)



- 28-29 Closed Cab Pickup, 2 pieces, does one door ..... **A65029<sup>Δ</sup>** **9.99** set

## Pickup Striker Shield (2 required)



- 28-29 Mounts to door jamb, steel, Closed Cab Pickup ..... **A65029S<sup>Δ</sup>** **7.99** ea.

## Pickup Female Dovetail Assembly (2 required)



- 28-29 Closed Cab Pickup ..... **A65029D<sup>Δ</sup>** **11.99** ea.

## Pickup Door Lever Anti-Rattler (2 required)



- 28-29 Rubber, used with slide type door openers ..... **A8320BX<sup>Δ</sup>** **3.99** ea.

## Pickup Rubber Door Plug (2 required)



Use in the door above the handle.

- 28-29 Closed Cab Pickup ..... **A65016<sup>Δ</sup>** **10.99** ea.

## Pickup Door Bumper Holder (2 required)



- 28-29 Steel, holds rubber bumper ..... **A65030<sup>Δ</sup>** **6.99** ea.

## Pickup Door Hinge Sets



- 28-29 Pickup and Panel Delivery, 6 pieces, steel, originally the upper, middle and lower hinges were different lengths, these are the longest length and should be cut as needed, (4-5/8" x 1-3/4" x 1") ..... **T46300H<sup>Δ</sup>** **374.99** set



- 30-31 Pickup, 6 pieces, cast gear bronze, upper: 2-3/8" x 1-3/4", middle: 3-3/8" x 1-3/4", lower: 4-1/4" x 1-3/4" ..... **A46300H<sup>Δ</sup>** **528.99** set
- 28-29 Pickup, billet steel, pre-drilled, stainless steel hinge pins included, oilite bushings have been installed into each hinge, which will increase the function and durability of the hinge, these hinges have been reverse engineered from original stock hinges, ensuring proper fit ..... **28-361246<sup>Δ</sup>** **571.99** set
- 30-31 Same as above ..... **A46300HTQ<sup>Δ</sup>** **560.99** set

## Pickup Hinge-to-Door Bolt Set

- 28-29 Closed Cab Pickup ..... **A80302DMB<sup>Δ</sup>** **1.99** set

## Pickup Hinge-to-Door Post Bolt Set

- 28-29 Closed Cab Pickup ..... **A80302PMB<sup>Δ</sup>** **2.99** set



## Pickup Subrail for Bed



- 28-E31 Heavy support rails where wood mounting bed sill goes **US** ..... **A41000/951<sup>Δ</sup>** **281.99** pr.

## Pickup Bed Cross Channels

Run crossway in the bed.



- 28-E31 Narrow bed ..... **A41000/953<sup>Δ</sup>** **143.99** pr.



- L31 Wide bed (3 required) ..... **A41000/953W<sup>Δ</sup>** **152.99** ea.

## Pickup Rear Body Cross Member



- 30-E31 Open Cab Pickup ..... **A410001031B<sup>Δ</sup>** **147.99** ea.

## Pickup U-Channel



- 28-E31 Rear tailgate brackets hook to this **US** ..... **A41000/955<sup>Δ</sup>** **264.99** ea.

## Pickup Rear Fender Spacer



- 28-31 Go between bed and rear fender, all holes drilled ..... **A41000/958<sup>Δ</sup>** **183.99** pr.

## Pickup Z-Shaped Rear Panel

- 28-31 Covers wood at rear **US** ..... **A41000/959A<sup>Δ</sup>** **34.99** ea.



## Pickup Sun Visor Frame and Bracket



28-29 Frame, Closed Cab Pickup  ..... **A41000/817P<sup>A</sup>** **132.99** ea.

28-29 Corner brackets, for  
A41000/817P, used to install  
the sun visor cover ..... **A41000/817PBRC<sup>A</sup>** **18.99** pr.

## Pickup Sun Visor Frame Bolt Set

28-29 Chrome, 26 pieces. **A80049C<sup>A</sup>** **2.99** set



## Pickup Sun Visor Frame Vinyl Covers



28-29 For reproduction frames, Closed  
Cab Pickup, Cobra Long Grain ..... **RSV3<sup>A</sup>** **42.95** ea.

28-29 For original frames, Closed Cab  
Pickup, Cobra Long Grain ..... **RSV5<sup>A</sup>** **53.95** ea.

## Pickup Rain Gutters

28-29 Original type, stamped steel,  
2 gutters and covering material ..... **APURG/2<sup>A</sup>** **43.99** pr.



30-31 Original type, stamped steel,  
2 gutters and 2 liners, not used in Late-1931  
with solid steel cab, 31-1/2" long ..... **APURG/1<sup>A</sup>** **30.99** pr.



## Pickup Top Wood Kits

Includes: header, rear rail, right and left  
roof rails and roof ribs.

28-29 Closed Cab Pickup and AA  
Truck all wood above door  ..... **A65501<sup>A</sup>** **528.99** kit



Includes: header, roof rib rails, rear  
heavy rib, right and left roof rails and roof ribs.

30-E31 Closed Cab Pickup and AA  
Truck all wood above door  ..... **A65502<sup>A</sup>** **429.99** kit



Includes: header, roof rib rails, rear  
heavy rib, right and left roof rails.

L31 Closed Cab Pickup with steel top  ..... **A65503<sup>A</sup>** **365.99** kit



## Pickup Roof Replacement DVD

This helpful DVD is produced by Diablos A's, a Model A Ford Club of America Chapter. Among its members are two MAFCA judges who know the ins and outs of the Model A from a technical standpoint, not just a visual one. The club holds instructional seminars on a regular basis and videos them, so the information can be shared with others. While these DVDs are not professionally done, the information in them simply can't be beat. Not sure if your pickup needs a new roof? Not only will this DVD help you decide that, but it will also tell you how to replace it, the method is easy to follow and will make your cab more weatherproof than when it rolled off the line.

1930 40-minute run time ..... **ADVD1<sup>A</sup>** **26.99** ea.



## Pickup Panel Above Windshield



28-29 Closed Cab Pickup ..... **A41000/818P<sup>A</sup>** **101.99** ea.

## Headers Only



28-29 Closed Cab Pickup ..... **A65501A<sup>A</sup>** **127.99** ea.



30-E31 Closed Cab Pickup ..... **TWC102A<sup>A</sup>** **169.99** ea.

L31 Closed Cab Pickup with steel top ..... **TWC102A<sup>A</sup>** **169.99** ea.

## Top Wood Mounting Fastener Kits




28-29 Closed Cab Pickup, 72 pieces,  
use with A65501 ..... **A800401<sup>A</sup>** **9.99** kit

30-E31 Closed Cab Pickup, 255 pieces,  
use with A65502 ..... **A800503<sup>A</sup>** **23.99** kit

## Model A Mechanics Handbook—Volume 2

This great book contains detailed instructions on installing the specified Top Wood Mounting Fastener Kits. It also has more than 300 pages of other vital information to assist you on many other projects. See our Books and Manuals section for a full description of this book.



28-31 ..... **AMH2<sup>A</sup>** **29.99** ea.

## Pickup Body Wood Kits



Includes: heavy tack board across top, right and left door posts, right and left diagonal supports, seat back assembly and bottom seat board.

28-29 Roadster Pickup ..... **A65504<sup>A</sup>** **218.99** kit

Includes: right and left door post plates, seat back assembly and bottom seat board.

28-29 Closed Cab Pickup and AA Truck ..... **A65505<sup>A</sup>** **300.99** kit



Includes: right and left door posts, seat back assembly and lower seat board.

30-31 Roadster Pickup ..... **A65508<sup>A</sup>** **97.99** kit

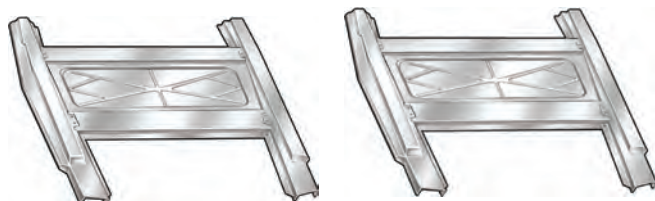
Includes: right and left upper door posts, right and left lower door post, door lock covers and horizontal seat back frame.

30-31 Closed Cab Pickup and AA Truck,  
including L31 with steel top ..... **A65506<sup>A</sup>** **241.99** kit



## Pickup Complete Floor Pan Sets

With subrail, cross channel and pan under front seat frame. Must be shipped by truck. Shipping is pre-paid and ranges from \$150.00 to \$250.00.



28-29	Roadster Pickup	<b>A410001032A<sup>Δ</sup></b>	<b>812.99</b> set
30-31	Roadster Pickup	<b>A410001032B<sup>Δ</sup></b>	<b>812.99</b> set

## Pickup Running Boards



28-29	100% authentic, steel	<b>A16450DS<sup>Δ</sup></b>	<b>287.99</b> pr.
30-31	100% authentic, steel	<b>A16450ES<sup>Δ</sup></b>	<b>285.99</b> pr.

## Pickup Bed Front Panels




28-E31	With top corners	<b>A41000/425<sup>Δ</sup></b>	<b>157.99</b> ea.
--------	------------------	-------------------------------	-------------------




L31	Die stamped, wide bed, 46" wide	<b>A41000/425L<sup>Δ</sup></b>	<b>260.99</b> ea.
-----	------------------------------------	--------------------------------	-------------------

## Pickup Front Seat Frame Risers



28-29	Roadster Pickup	<b>A41000/379<sup>Δ</sup></b>	<b>112.99</b> ea.
28-29	Closed Cab Pickup	<b>A41000/380<sup>Δ</sup></b>	<b>112.99</b> ea.



30-31	Roadster Pickup	<b>A41000/380B<sup>Δ</sup></b>	<b>101.99</b> ea.
30-31	Closed Cab Pickup	<b>A41000/378<sup>Δ</sup></b>	<b>101.99</b> ea.
L31	Closed Cab Pickup	<b>A41000/381PU<sup>Δ</sup></b>	<b>101.99</b> ea.



### Important Note:

*Some oversized and overweight items must be shipped by truck*

## Pickup Panels Under Seat Frame



28-31	Roadster Pickup	<b>A41000/370<sup>Δ</sup></b>	<b>61.99</b> ea.
28-29	Closed Cab Pickup	<b>A41000/468<sup>Δ</sup></b>	<b>76.99</b> ea.



30-31	Closed Cab Pickup	<b>A41000/466<sup>Δ</sup></b>	<b>76.99</b> ea.
-------	-------------------	-------------------------------	------------------

## Pickup Curved Panels Above Door



30-31	Right, Closed Cab Pickup	<b>A41000/487<sup>Δ</sup></b>	<b>212.99</b> ea.
30-31	Left, Closed Cab Pickup	<b>A41000/486<sup>Δ</sup></b>	<b>208.99</b> ea.

## Pickup Cab Back Panels



28-29	Roadster Pickup	<b>A41000/550<sup>Δ</sup></b>	<b>310.99</b> ea.
30-31	Roadster Pickup (not shown)	<b>A41000/550L<sup>Δ</sup></b>	<b>913.99</b> ea.



28-29	Upper, has window opening, includes horizontal clamping strip, Closed Cab Pickup	<b>A41000/551<sup>Δ</sup></b>	<b>264.99</b> ea.
-------	--	-------------------------------	-------------------



28-29	Rear cab strip, goes horizontally between the upper and lower cab panels, this is included with our A41000/551 rear cab upper panel, but if you are replacing the lower panel this is what you need to help tie it in place, Closed Cab Pickup	<b>A41000/549<sup>Δ</sup></b>	<b>10.99</b> ea.
28-29	Lower, Closed Cab Pickup, good quality	<b>A41000/555<sup>Δ</sup></b>	<b>223.99</b> ea.



## Pickup Rear Body Panel Braces

These attach cab back panel to quarter panels.




28-29	Roadster Pickup	<b>A41000/550B<sup>Δ</sup></b>	<b>122.99</b> pr.
30-31	Roadster Pickup	<b>A41000/550C<sup>Δ</sup></b>	<b>228.99</b> pr.



## Pickup Vertical "T" Strip (2 required)

Goes between cab corners and cab back.



28-M30 ..... **A41000/557<sup>A</sup>** 57.99 ea.

## Pickup Rear Cab Cross Member



30-31 Closed Cab Pickup ..... **A41000/578<sup>A</sup>** 117.99 ea.

## Pickup Panels Between Cab and Bed



30-E31 Closed Cab Pickup ..... **A41000/579<sup>A</sup>** 49.99 ea.  
L31 Wide bed (shown) ..... **A41000/579W<sup>A</sup>** 42.99 ea.

## Pickup Door Skins

Attaches at bottom of door to the door bead.



28-29 Closed Cab Pickup, right,  
(24" x 29") **US** ..... **TM306R<sup>A</sup>** 129.99 ea.




28-29 Closed Cab Pickup, left,  
(24" x 29") **US** ..... **TM306L<sup>A</sup>** 127.99 ea.

## Pickup Door Bottom Patch Panels



28-29 Roadster Pickup ..... **A41000822<sup>A</sup>** 61.99 pr.  
28-29 Closed Cab Pickup ..... **A41000/836A<sup>A</sup>** 81.99 pr.



30-31 Roadster Pickup ..... **A41000823<sup>A</sup>** 61.99 pr.  
30-31 Closed Cab Pickup **US** ..... **A41000824<sup>A</sup>** 107.99 pr.

## Door Post to Subrail Brace



28-M30 Ties the rear door post, subrail and seat riser together, giving the cab structure additional support, 28-mid 30 Closed Cab Pickup ..... **A41000/606BRC<sup>A</sup>** 69.99 pr.

## Pickup Rear Corner Patch Panels



30-31 Closed Cab Pickup ..... **A41000710<sup>A</sup>** 76.99 pr.

## Pickup Cab Corner



28-29 Complete, Closed Cab Pickup **US** ..... **A41000/845<sup>A</sup>** 343.99 pr.

## Pickup Brace and Corner Bracket Set

Fits in the upper back corner of Closed Cab Pickup.



28-29 3 pieces **US** ..... **A41000/846<sup>A</sup>** 66.99 set

## Pickup Lower Cab Patch with Bead



30-31 Rear lower panel, Closed Cab Pickup, 48" long, 6" tall **US** ..... **A41000/850B<sup>A</sup>** 87.99 ea.

## Pickup Cab Quarter Panels and Parts


28-29 Panels, you will need the brackets listed below to mount, Roadster Pickup ..... **A41000/448<sup>A</sup>** 528.99 pr.  
28-29 Brackets used to mount the panels listed above, Roadster Pickup ..... **A41000/448BRC<sup>A</sup>** 330.99 set

*A note to our valued Model AA Truck owners. This section is a convenient location for you to find many parts that only work on your Model AA Truck. However, it is not a complete selection of our parts that might work on a Model AA Truck.*

### AA Truck Rear Wheel Studs (5 required)

		
30-31	Right-hand thread.....	<b>AA1118E<sup>Δ</sup></b> <b>6.49</b> ea.
30-31	Left-hand thread.....	<b>AA1119E<sup>Δ</sup></b> <b>6.49</b> ea.

### AA Truck Front Wheel Nuts (5 required)

		
28-29	Right-hand thread, cadmium-plated.....	<b>AA1120AR<sup>Δ</sup></b> <b>7.49</b> ea.
28-29	Left-hand thread, cadmium-plated.....	<b>AA1121AR<sup>Δ</sup></b> <b>7.49</b> ea.
30-31	Right-hand thread.....	<b>BB1120<sup>Δ</sup></b> <b>5.99</b> ea.
30-31	Left-hand thread.....	<b>BB1121<sup>Δ</sup></b> <b>6.99</b> ea.

### AA Truck Hub Cap Wrench

		
30-31	For use on threaded-style caps.....	<b>AA1130W<sup>Δ</sup></b> <b>40.99</b> ea.

### AA Trunk Rear Wheel Nuts (5 required)

		
30-31	Inner, right-hand thread.....	<b>BB1132<sup>Δ</sup></b> <b>5.99</b> ea.
30-31	Inner, left-hand thread.....	<b>BB1133<sup>Δ</sup></b> <b>5.99</b> ea.
30-31	Outer, right-hand thread.....	<b>BB1134<sup>Δ</sup></b> <b>3.99</b> ea.
30-31	Outer, left-hand thread.....	<b>BB1135<sup>Δ</sup></b> <b>3.99</b> ea.

### AA Truck Side Mount Wheel Carrier Support Grommet

		
29-31	.....	<b>AA1410<sup>Δ</sup></b> <b>38.99</b> ea.

### AA Truck Side Mounted Spare Tire Center Cover

		
29-31	5-1/4" diameter.....	<b>AA1423<sup>Δ</sup></b> <b>50.99</b> ea.

### AA Truck Rear Wheel Hub Grease Seals (2 required)

		
28-29	3.85" OD.....	<b>AA1175A<sup>Δ</sup></b> <b>14.99</b> ea.
30-31 <sup>Δ</sup>	4.10" OD.....	<b>BB1175A<sup>Δ</sup></b> <b>17.99</b> ea.

### AA Truck Front Wheel Outer Bearing Retainer Washer (2 required)

		
M28-31	For 7/8" threaded spindle.....	<b>AA1195<sup>Δ</sup></b> <b>5.99</b> ea.

### AA Truck Front Wheel Bearings (2 required)

		
28-29	Inner bearing.....	<b>AA1201A<sup>Δ</sup></b> <b>88.99</b> ea.
30-31	Inner bearing.....	<b>BB1201<sup>Δ</sup></b> <b>24.99</b> ea.
28-29	Outer bearing.....	<b>AA1216A<sup>Δ</sup></b> <b>28.99</b> ea.
30-31	Outer bearing.....	<b>BB1216<sup>Δ</sup></b> <b>56.99</b> ea.

### AA Truck Front Wheel Races (2 required)

		
28-29	Inner race.....	<b>AA1202A<sup>Δ</sup></b> <b>56.99</b> ea.
30-31	Inner race.....	<b>BB1202<sup>Δ</sup></b> <b>76.99</b> ea.
28-29	Outer race.....	<b>AA1217A<sup>Δ</sup></b> <b>22.99</b> ea.
30-31	Outer race.....	<b>BB1217<sup>Δ</sup></b> <b>17.99</b> ea.

### AA Truck Service Brake Lining Sets (2 sets required)

1/4" x 2-3/8" x 86" lining with rivets, holes are not drilled, does two drums, cut to length.

28-31	Molded lining set.....	<b>BB2021<sup>Δ</sup></b> <b>147.99</b> set
-------	------------------------	---

### AA Truck Brake Shoe Set (2 sets required)


		
28-31	4 pieces, for 1-ton Truck, molded material bonded to the shoes.....	<b>BB2021M</b> <b>324.99</b> set

### AA Truck Service Brake Spring Set (2 sets required)

4 pieces (2 short and 2 long), enough for one axle front or rear, 28-29 rear or 30-31 front or rear.

		
28-31	For 14" drums.....	<b>AA2035/36<sup>Δ</sup></b> <b>25.99</b> set

### Front Brake Equalizer Floater Sets

		
28-29	Set includes: 2 front brake wedge studs, washers, castle nuts, cotter pins and floater pins, instructions included.....	<b>B2051FL<sup>Δ</sup></b> <b>25.99</b> set
28-31	Top quality Flat Head Ted™ kit, improves brakes, floats all shoes 100%, more affordable than hydraulic brakes, hardened components, instructions included.....	<b>AA2051FLTQ<sup>Δ</sup></b> <b>293.99</b> kit



## AA Truck Rear Brake Camshaft Bushings

28-31 ..... **AA2227B<sup>A</sup>** 60.99 pair



## AA Truck Rear Brake Camshaft Springs

28-31 ..... **AA2233<sup>A</sup>** 7.49 pr.



## AA Truck Rear Brake Camshaft Dust Rings

28-31 ..... **AA2234<sup>A</sup>** 7.49 pair



## AA Truck Rear Brake Rocker Arm Retracting Spring Set

28-29 2 pieces ..... **AA2523R<sup>A</sup>** 24.99 set



## AA Truck Hand Brake (Emergency Brake) Shoe Lining Set

28-31 Top quality woven material, holes are not drilled, rivets sold separately ..... **BB2620A<sup>A</sup>** 71.99 set



## AA Truck Emergency Brake Lining Rivet Set

These are the rivets used for emergency brake lining.

28-31 40-piece set ..... **28-363932<sup>A</sup>** 16.99 set



## AA Truck Emergency Brake Band and Lever Retracting Spring Set

28-31 6 pieces ..... **AA2624<sup>A</sup>** 58.99 set



## AA Truck Emergency Brake Lever Bushing Set

28-31 4-piece set for two levers.. **AA2644A<sup>A</sup>** 54.99 set



## AA Truck Emergency Brake Toggle Lever Bushings

This set of four bushings replaces the ones so often found badly worn on trucks that have done their duty. Replacing this type of common wear items will ensure many years of enjoyable operation from your vintage workhorse.



28-31 ..... **28-94515<sup>A</sup>** 36.49 set

## AA Truck Emergency Brake Lever Return Spring

28-29 For use when the emergency brake lever is on the left-hand side..... **A2744R<sup>A</sup>** 39.99 ea.



## AA Truck Spindle Bolt Sets

28-29 Complete set, 20 pieces ..... **A3111<sup>A</sup>** 87.99 set



## AA Truck Bearing for Spindle Bolt (2 required)

28-29 1-ton Truck, 1.665" ID..... **B3123<sup>A</sup>** 4.99 ea.



## AA Truck Spindle Bolt Locking Pin Nut

28-29 N. O. S. .... **AA3124<sup>A</sup>** 8.49 pr.



## AA Truck Axle Housing Tag

28-31 Stamped 7:36, raised letters as original, used on 5.14 ratio high speed rear ends..... **AA4010T<sup>A</sup>** 24.99 ea.



## AA Truck Rear Axle Housing Gasket Sets


28-29 Worm drive, 4 pieces ..... **AA4035S<sup>A</sup>** 14.99 set

28-31 Bevel drive, 3 pieces ..... **BB4035S<sup>A</sup>** 17.99 set



## AA Truck Rear Axle Housing Cap Gasket

28-29 Worm drive ..... **AA4191R<sup>A</sup>** 3.99 ea.



## AA Truck Service Brake Rods

### Front Brake Rods (2 required)

28-29 Eye forged on end 50-1/2" long..... **A2499B<sup>A</sup>** 12.99 ea.



### Rear Brake Rod (2 required)

30-31 Eye welded on end 65-5/16" long..... **AA2499D<sup>A</sup>** 22.99 ea.



## AA Truck Differential Bearings (2 required)


28-29		AA4221A <sup>Δ</sup>	71.99 ea.
30-31		BB4221A <sup>Δ</sup>	29.99 ea.

## AA Truck Differential Races (2 required)

28-29		AA4222A <sup>Δ</sup>	76.99 ea.
30-31		BB4222A <sup>Δ</sup>	15.99 ea.


## AA Truck Rear Axle Nut (2 required)

28-29	Worm drive type	AA4242 <sup>Δ</sup>	12.49 ea.
-------	-----------------	---------------------	-----------




## AA Truck Rear Hub Keys

28-29	Worm drive type, 3-1/2" long	AA4243AR <sup>Δ</sup>	10.99 pr.
30-31	Bevel gear type, 4" long	AA4243B <sup>Δ</sup>	10.99 pr.



## AA Truck Rear Hub Washers

28-29	Hardened steel, worm drive type	AA4244SWA <sup>Δ</sup>	14.99 pr.
30-31	Hardened steel, bevel gear type	AA4244SWB <sup>Δ</sup>	14.99 pr.



## AA Truck Rear Axle Outer Grease Retainer (2 required)

28-29	Worm drive, bevel-gear type, keeps shoes free from oil	AA4245AR <sup>Δ</sup>	24.99 ea.
-------	--	-----------------------	-----------

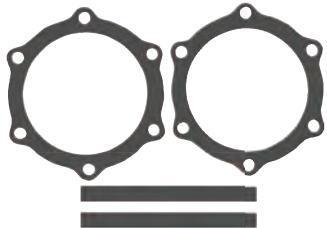


## AA Truck Rear Axle Inner Grease Seal (2 required)

30-31		BB4245A <sup>Δ</sup>	9.99 ea.
-------	---	----------------------	----------


## AA Truck Rear Universal Joint Gasket Set

28-31	4 pieces	AA4515GS <sup>Δ</sup>	5.99 set
-------	----------	-----------------------	----------



## AA Truck Universal Joint Housing Cap Shim Set

28-29	Paper gasket and .07" thick metal shim	AA4521AR <sup>Δ</sup>	16.99 set
-------	--	-----------------------	-----------



## AA Truck Worm Drive Torque Tube Gasket

28-29		AA4599R <sup>Δ</sup>	5.99 ea.
-------	--	----------------------	----------

## AA Truck Differential Roller Bearing (2 required)

28-29	For worm drive	TT1046 <sup>Δ</sup>	47.99 ea.
-------	----------------	---------------------	-----------




## AA Truck Differential Pinion Bearing Race (2 required)

30-31	Timken	BB4616A <sup>Δ</sup>	22.99 ea.
-------	--------	----------------------	-----------




## AA Truck Pinion Bearings

28-29	1-ton full-size Truck	AA4621AR <sup>Δ</sup>	63.99 ea.
29-30	1-ton full-size Truck	AA4621B <sup>Δ</sup>	127.99 ea.
30-31	1-ton full-size Truck, also differential pinion bearing (2 required)	BB4621A <sup>Δ</sup>	48.99 ea.



## AA Truck Driving Pinion Pilot Bearing Retainers

30-31	With rivets, bevel gear axle (2 required)	AA4629 <sup>Δ</sup>	12.99 ea.
-------	---	---------------------	-----------



## AA Truck Driving Pinion Pilot Bearing Retainer Rivet

30-31		AA4629MR <sup>Δ</sup>	1.99 pr.
-------	--	-----------------------	----------



## AA Truck Driveshaft Pinion Bearing Sleeve Cork Gasket

30-31		AA4662 <sup>Δ</sup>	5.99 ea.
-------	--	---------------------	----------




## AA Truck Driveshaft Grease Retainer

28-31		AA4686 <sup>Δ</sup>	9.99 ea.
-------	--	---------------------	----------




## AA Truck Dual High Rear Seal

28-29	Install seal with open side toward bearing.	AA4686 <sup>Δ</sup>	9.99 ea.
-------	---	---------------------	----------



## AA Truck Grease Retainer Assembly

28-29	Worm drive type	AA4700R <sup>Δ</sup>	25.99 ea.
-------	-----------------	----------------------	-----------



## AA Truck Worm Driveshaft Coupler Pin Set

28-29 4 pieces ..... **AA4707AS<sup>A</sup>** **8.49** set

### AA Truck Worm Driveshaft Coupler Pin

30-31 ..... **AA4707BS<sup>A</sup>** **4.99** ea.

## AA Truck Coupling Shaft Housing Parts

28-29 Felt washer ..... **AA4804AA<sup>A</sup>** **7.49** ea.  
 L29-E31 Packing ..... **AA4809A<sup>A</sup>** **8.99** pr.  
 L31 Seal kit ..... **AA4809L<sup>A</sup>** **11.49** kit  
 28-29 Bearing retainer ..... **AA4812R<sup>A</sup>** **14.99** ea.

28-29 Thrust washer, revolving type ..... **AA4817<sup>A</sup>** **13.99** ea.  
 28-29 Thrust washer, stationary type ..... **AA4818<sup>A</sup>** **14.99** ea.

## AA Truck Dual High Transmission Gasket Set

28-29 5 pieces ..... **AA4830GS<sup>A</sup>** **21.99** set

## AA Truck Dual High Power Take Off Cover Gasket

28-29 ..... **AA4839R<sup>A</sup>** **5.99** ea.

## AA Truck Muffler Outlet Pipe Bracket

28-E30 With hardware ..... **AA5256AR<sup>A</sup>** **47.99** ea.

## Front Leaf Spring

This US-made leaf spring is 2-1/4" wide, and the top plate has been beveled to specs. Bronze bushings are included.

30-31 14-leaf ..... **28-876897<sup>A</sup>** **593.99** ea.

## AA Truck Front Spring Shackle Kits

28-29 Front, top quality, imported, does both sides ..... **A5304F<sup>A</sup>** **16.75** pr.  
 28-29 Front, 14 pieces, replacement style, steel bushing as original, with modern grease fittings installed, does both sides ..... **A5304MOD<sup>A</sup>** **33.99** kit  
 30-31 Front, 16 pieces, top quality, imported, does both sides ..... **A5630F<sup>A</sup>** **19.99** kit  
 30-31 Front, 16 pieces, replacement style, steel bushing as original, with modern grease fittings installed, does both sides ..... **A5630MOD<sup>A</sup>** **39.99** kit

## AA Truck Rear Spring Tie Bolt

28-31 6-1/4" ..... **AA5345R<sup>A</sup>** **5.99** ea.

## AA Truck Rear Spring Clip Bar Spacers

28-M29 ..... **AA5706<sup>A</sup>** **17.99** ea.

## AA Truck Rear Spring and Front Shackle Bracket Mounting Sets

28-E31 Rivet set, 8 pieces, for 2 brackets ..... **AA5775MS<sup>A</sup>** **17.49** set  
 L31 12 pieces, for 2 brackets ..... **AA5775BMS<sup>A</sup>** **21.99** set

## AA Truck Rear Spring Shackle Bolt (2 required)

28-31 Hex head ..... **AA5777<sup>A</sup>** **57.99** ea.

## AA Truck Rear Upper Spring Shackle Bolt Washers

28-31 Special lock washers ..... **AA5782<sup>A</sup>** **17.99** pr.

## AA Truck Rear Spring Pivot Bracket Mounting Rivet Sets

28-E29 10 pieces, for 2 brackets ..... **AA5785AMS<sup>A</sup>** **18.99** set  
 M29-31 18 pieces, for 2 brackets ..... **AA5785BMS<sup>A</sup>** **28.99** set

## AA Truck Rear Spring Pivot Special Washer, Nut and Cotter Pin Sets

28-E29 6 pieces ..... **AA5788AMS<sup>A</sup>** **57.99** set  
 M29-30 6 pieces ..... **AA5788BMS<sup>A</sup>** **50.99** set  
 L30-31 6 pieces ..... **AA5788CMS<sup>A</sup>** **50.99** set

## AA Truck Rear Spring Pivot Bushing (1 or 2 pair required)

28-31 Bronze, fit in the bracket where the rear leaf spring pivots in the middle ..... **AA5790B<sup>A</sup>** **68.99** pr.

## AA Truck Rear Spring Shackle Bushing (2 required)

28-31 ..... **AA5791<sup>A</sup>** **31.99** ea.

## AA Truck Rear Spring Seat Lock Pins (2 required)

L28-31 Lock pin, with lock washer and nut ..... **AA5798<sup>A</sup>** **12.99** ea.  
 L28-31 Special pin ..... **AA5799<sup>A</sup>** **31.99** ea.



## AA Truck Main Drive Gear Ball Bearing



29-31 ..... **BB7025<sup>Δ</sup>** **30.99** ea.

## AA Truck Main Shaft



29-31 6 spline ..... **BB7061<sup>Δ</sup>** **152.99** ea.

## AA Truck Main Shaft Ball Bearing



29-31 Small rear bearing ..... **BB7065<sup>Δ</sup>** **41.99** ea.

## AA Truck Transmission Main Shaft Bearing Retainer Gasket (2 required)



29-31 For 4-speed transmission ..... **AA7086<sup>Δ</sup>** **3.49** ea.

## AA Truck Roller Bearings (2 required)



29-31 Large roller bearing, 2.464" long, made in the USA ..... **BB7118<sup>Δ</sup>** **24.99** ea.



29-31 Small roller bearing, 1.450" long, made in the USA ..... **BB7120<sup>Δ</sup>** **15.99** ea.

## AA Truck Reverse Idler Gear Shaft



29-31 5" long ..... **BB7140<sup>Δ</sup>** **21.99** ea.

## AA Truck Transmission Gasket Set



L29-31 4-speed, 8 pieces ..... **BB7153<sup>Δ</sup>** **22.99** set

## AA Truck Transmission Top Cover Only Gasket



29-31 For 4-speed transmission ..... **AA7223<sup>Δ</sup>** **6.99** ea.

## AA Truck Transmission Power Take Off Cover Gasket



29-31 ..... **AA7166<sup>Δ</sup>** **6.99** ea.

## AA Truck Gear Shift Lever Rod



29-31 ..... **AA7212<sup>Δ</sup>** **47.99** ea.

## AA Truck Gear Shift Latch Trigger Anti-Rattle Spring Washer



29-31 For 4-speed transmission ..... **AA7208<sup>Δ</sup>** **2.49** ea.

## AA Truck Gear Shift Lever Rod Nut



29-31 For 4-speed transmission ..... **AA7217<sup>Δ</sup>** **8.49** ea.

## AA Truck Gear Shift Lever Latch



28-31 ..... **BB7218<sup>Δ</sup>** **4.99** ea.



## AA Truck Gear Shift Lever to Housing Cap




30-31 Internal threads.....**BB7220<sup>A</sup>** **6.99** ea.

## AA Truck Gear Shift Lever Housing Trunion Pin



29-30 Used for locating shift lever in transmission tower .....**AA7221<sup>A</sup>** **9.49** pr.

## AA Truck Power Take Off Gasket Shim Set



28-31 4 pieces .....**AA7251SP<sup>A</sup>** **7.99** set

## AA Truck Clutch and Brake Pedal Shaft



29-31 4-speed, 6-3/4" long .....**AA7506<sup>A</sup>** **23.99** ea.

## AA Truck Clutch Pedal Bushing (2 required)



28-31 1" long x .940" OD, ream to fit.....**B7508<sup>A</sup>** **2.99** ea.

## AA Truck Pedal Shaft Collar Pin



L29-31 4-speed.....**AA7509B<sup>A</sup>** **2.49** ea.

## AA Truck Clutch Release Shaft



L29-31 4-speed, 11-1/16" long .....**AA7510<sup>A</sup>** **22.99** ea.

## AA Truck Clutch Release Shaft Pin



28-31 4-speed, 5/16" x 1-1/2" long.....**352581-S<sup>A</sup>** **0.99** ea.

## AA Truck Clutch Pedal Spring



L29-31 4-speed, retracting spring .....**AA7523<sup>A</sup>** **22.99** ea.

## AA Truck Clutch Release Bearing Spring



L29-31 4-speed .....**AA7562<sup>A</sup>** **6.49** ea.

## AA Truck Radiators

2-5/8" thick, complete with neck, brass tank and copper tube. Made in the USA, with 3 clips at the bottom to secure the headlight wires and tested for leaks under 20 pounds pressure. The necks have a 1-1/2" ID opening. MotoMeter and Quail caps might need some grinding of their bare castings to fit.



30-31 2 tube, 6 fins per inch, top quality unit **US** .....**A8005TRKBT<sup>A</sup>** **955.99** ea.  
30-31 3 tube, 8 fins per inch, heavy-duty **US** .....**A8005TRKBHD<sup>A</sup>** **863.99** ea.

These radiators offer more cooling power to your Model AA Truck. The recommended 4 PSI pressurized cap (included with the radiator) will increase the boiling point by 12", which makes this a great radiator for parade driving, or to simply give you better piece of mind out on the road. The under hood pressure cap is completely invisible from the outside of the vehicle. Please Note: 2 tube radiators have a modern-style core, which makes them more efficient at cooling.

30-31 2 tube, 6 fins per inch, complete, top quality unit, pressurized, flat tube with dimpled fins **US** .....**A8005TRKBTP<sup>A</sup>** **972.99** ea.  
30-31 2 tube, 10 fins per inch, complete, top quality unit, pressurized, flat tube with dimpled fins **US** .....**A8005TRKBHDP<sup>A</sup>** **889.99** ea.

## AA Truck Taillight Brackets (2 required)



M29-31 Cast iron, used with tea-cup tail lights, July 29-31 .....**B13470** **16.99** ea.  
30-31 Mounts to back of cab on Dump Bed Trucks .....**AA13470<sup>A</sup>** **24.99** ea.

## AA Truck Taillight Reinforcement Plate (2 required)

Goes inside of cab next to rear window.



30-31 .....**AA13462<sup>A</sup>** **14.99** ea.

## AA Truck Stop Light Switch Operating Finger

Mounts on brake pedal rod.



M29-31 .....**AA13510B<sup>A</sup>** **24.99** ea.

## AA Truck Stop Light Switch Operating Chain and Clamp



L30-31 With hardware, Oct. 30-31 ..... **AA13511<sup>Δ</sup>** 19.99 ea.

## AA Truck Headlight Conduit (2 required)



28-31 Tar coated conduit, metal ends ..... **AA14578<sup>Δ</sup>** 14.99 ea.

## AA Truck Horn Conduit



28-31 Tar coated conduit, metal ends ..... **AA14582<sup>Δ</sup>** 14.99 ea.

## AA Truck Running Boards



28-29 69-3/4" long, steel **US** ..... **A16451BL<sup>Δ</sup>** 550.99 pr.  
30-31 29-1/2" long, steel (not shown) ..... **A16451C<sup>Δ</sup>** 252.99 pr.

## AA Truck Running Board Splash Aprons



28-29 63" long, steel **US** ..... **A16535/36TA<sup>Δ</sup>** 279.99 pr.  
28-29 96" long, steel **US** ..... **A16535/36TB<sup>Δ</sup>** 318.99 pr.



1930 68-3/8" long, steel **US** ..... **A16535/36TC<sup>Δ</sup>** 274.99 pr.

## AA Truck Speedometer Cables and Housings



28-E30 85", oval speedometer, with keyed end ..... **AA17260AA** 76.99 ea.



M30-31 85", round speedometer, with squared end ..... **AA17260AB** 43.99 ea.

## AA Truck Speedometer Cable Support



28-29 For trucks using passenger car #2 cross member ..... **AA17265R<sup>Δ</sup>** 13.99 ea.

## AA Truck Front Bumper Bar



30-31 Polished stainless steel, 64" long overall **US** ..... **AA17750BS<sup>Δ</sup>** 370.99 pr.

## AA Truck Floorboard Set



29-31 For 4-speed AA Truck, cut-out in the middle allows for transmission tower clearance ..... **AA35130/31B<sup>Δ</sup>** 91.99 set

## AA Truck Special Mirror Head Screw

For clamping mirror head to mirror bracket.




M28-E30 Mirror head ..... **AA17701<sup>Δ</sup>** 5.99 ea.

## AA Truck Rear Window Frame




28-29 Also fits Panel Delivery ..... **AA65027<sup>Δ</sup>** 71.99 ea.

## AA-Related Books



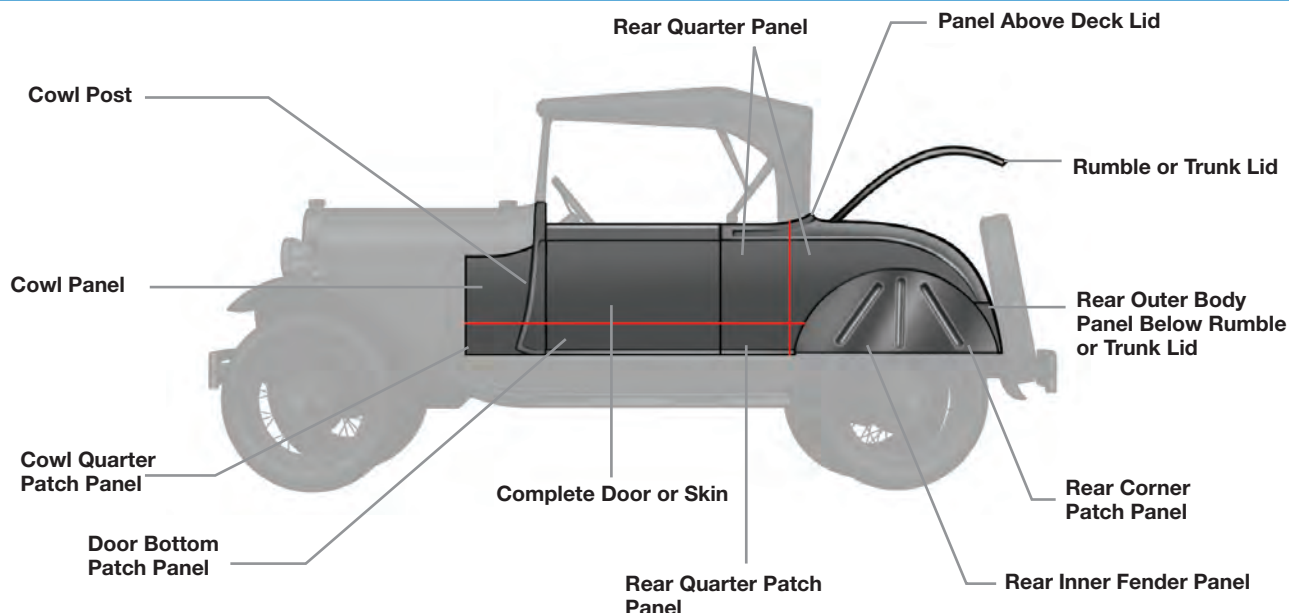
28-31 *Ford Model A and AA Ford Truck Owner*, by A. G. McMillen, covers field uses, body types, accessories, capacities, original prices and specs, 288 pages, 500 illustrations ..... **P16<sup>Δ</sup>** 32.99 ea.



28-31 *AA Truck Supplement to Model A Shop Manual*, by Jim Schild, a must for any AA Truck restorer, 96 pages ..... **ASMAA<sup>Δ</sup>** 29.99







When faced with rusted or missing Model A sheet metal, yesterday's restorer had to rely on used metal panels and body parts from a dry climate, or hand-made panels hammered out by highly talented metalsmiths. But today, MAC's Antique Auto Parts is proud to offer a tremendous selection of precision-crafted sheet metal panels and components for many different Model A body styles. Like the original panels, MAC's sheet metal parts are die stamped from heavy gauge steel, with correct flanges, contours and seams as original.

You'll like working with new solid steel instead of thin and rust-weakened panels full of body filler. As with any new body part, these panels might require some fitting and minor metal work and must be welded by a competent body person. Return that new-steel "solid" feeling to your Model A with brand new steel sheet metal parts and panels from MAC's!



**Find most of MAC's Model A Truck sheet metal in our Pickup Sheet Metal section.**

## Rear Outer Body Panels Below Rumble and Trunk Lid

28-29 Coupe and Sport Coupe, 7-3/4" high..... **A41000100<sup>A</sup>** **76.99** ea.

30-31 Coupe and Roadster, 9-1/4" high ..... **A41000101<sup>A</sup>** **97.99** ea.

30-31 Same as above, except has a recessed area for license plate, hot rod-style..... **A41000101LP<sup>A</sup>** **228.99** ea.

28-29 Roadster, 9-1/2" high..... **A41000102<sup>A</sup>** **101.99** ea.  
30-31 Cabriolet, 7-5/8" high..... **A41000103<sup>A</sup>** **61.99** ea.

## Rumble Seat and Trunk Compartment Curved Inner Panels


28-31 Cabriolet and 28-29 Coupe with rumble seat..... **A41000127<sup>A</sup>** **101.99** ea.

28-31 Roadster and 30-31 Coupe with rumble seat ..... **A41000125<sup>A</sup>** **101.99** ea.  
28-31 Roadster and Coupe with trunk..... **A41000126<sup>A</sup>** **116.99** ea.


### Curved Inner Panel Screw Sets

28-31 Original ..... **A80090<sup>A</sup>** **4.99** set  
28-31 Replacement..... **A80091<sup>A</sup>** **3.99** set

## Rumble Seat Platforms



- 28-31 Coupe and Roadster, original design **US** ..... **A41000325<sup>Δ</sup>** **120.99** ea.



- 30-31 Coupe and Roadster, with "X" design **US** ..... **A41000326<sup>Δ</sup>** **107.99** ea.

## Front Seat Rear Risers

Backrest spring sits on this part.



- 28-29 Roadster and Coupe **US** ..... **A41000350<sup>Δ</sup>** **107.99** ea.



- 30-31 Roadster (not required in 30-31 Coupe) **US** ..... **A41000351<sup>Δ</sup>** **101.99** ea.



- 30-31 Cabriolet **US** ..... **A41000352<sup>Δ</sup>** **104.99** ea.



- 28-29 Phaeton **US** ..... **A41000354<sup>Δ</sup>** **96.99** ea.

## Front Seat Frames

Seat bottom spring sits on this part.



- 28-29 Roadster and Phaeton **US** ..... **A41000375<sup>Δ</sup>** **110.99** ea.

- 30-31 Roadster and Phaeton **US** ..... **A41000376<sup>Δ</sup>** **132.99** ea.



- 28-29 Coupe, 30 Cabriolet **US** ..... **A41000377<sup>Δ</sup>** **127.99** ea.

- 30-31 Coupe, U-shaped piece, attaches to seat assembly **US** ..... **A41000381<sup>Δ</sup>** **117.99** ea.

**\*HAZARDOUS MATERIAL**—can only be shipped by ground/surface within the U.S. because of government regulations.

## Coupe Seat Assemblies



- 30-31 Metal ends, wood center, metal toe panel, nuts and bolts included **US** ..... **A41000382<sup>Δ</sup>** **457.99** ea.



- 30-31 Same as above, except metal portion only **US** ..... **A41000383<sup>Δ</sup>** **183.99** ea.

## Seat Track Assembly



- 30-31 For Coupe seat assembly ..... **A41000384<sup>Δ</sup>** **107.99** pr.


## Trunk Floor Panels



- 28-31 Roadster, 28-29 Coupe, angled-style **US** ..... **A41000400<sup>Δ</sup>** **97.99** ea.

- 1929 Cabriolet (not shown) **US** ..... **A41000404<sup>Δ</sup>** **87.99** ea.

- 30-31 Coupe, trunk and rumble floor panel, flat-style, ribs face up **US** ..... **A41000401<sup>Δ</sup>** **87.99** ea.



- 30-31 Cabriolet 68B, flat-style ..... **A41000402<sup>Δ</sup>** **76.99** ea.

## Brush on Seam Sealer

Used to seal cracks, crevices and body seams, it also acts as a waterproofing agent. The factory-like finish will not crack, harden or sag and air-dries in 1 hour. It is a great idea to apply this after installing new sheet metal floor and trunk pans and before painting.




- ALL Charcoal gray, 1 quart can \* ..... **RSP107<sup>Δ</sup>** **39.99**



## Curtain Pans

Fits under the front seat riser. Used to store side curtains in open cars.



E28	Phaeton, under rear floor boards	A41000451 <sup>A</sup>	112.99 ea.
29-31	Roadster and Phaeton	A41000450 <sup>A</sup>	119.99 ea.

## Complete Floor Pan Sets

With subrails, cross channels, pan under front seat, seat riser, rumble floor and rumble platform. All riveted together. Must be shipped by truck. Shipping is pre-paid and ranges from \$550.00 to \$650.00.

28-29	Roadster	A41000780A <sup>A</sup>	1200.99 set
30-31	Roadster	A41000780B <sup>A</sup>	1200.99 set

## Rear Floor Pans

Foot well area for rear seat passengers.

28-31	Murray Fordor	A41000453 <sup>A</sup>	171.99 ea.
28-31	Briggs Fordor	A41000454 <sup>A</sup>	142.99 ea.

## Panels Under Seat Frame



28-29	Coupe, 30-31 Closed Cab Pickup, front.....	A41000466 <sup>A</sup>	76.99 ea.
-------	--	------------------------	-----------



28-31	Fordor and 29 Cabriolet.....	A41000455 <sup>A</sup>	76.99 ea.
-------	------------------------------	------------------------	-----------



28-31	Phaeton, rear, does not include spring cover.....	A41000467 <sup>A</sup>	95.99 ea.
30-31	Coupe, front, die stamped .....	A41000470 <sup>A</sup>	107.99 ea.



28-29	Tudor Sedan, rear	A41000471 <sup>A</sup>	106.99 ea.
30-31	Tudor Sedan, rear	A41000472 <sup>A</sup>	91.99 ea.



30-31	Victoria, 1931 400A, rear.....	A41000465 <sup>A</sup>	98.99 ea.
-------	--------------------------------	------------------------	-----------

## Sun Visors



28-29	Coupe and Sedan, metal .....	A41000475 <sup>A</sup>	107.99 ea.
-------	------------------------------	------------------------	------------



30-31	Coupe and 2 door Sedan, fiberglass ..	A41000476F <sup>A</sup>	193.99 ea.
-------	---------------------------------------	-------------------------	------------



30-31	Coupe, Tudor and pickup, not 100% authentic, more for a Street Rod, metal.....	A41000476S <sup>A</sup>	161.99 ea.
-------	--	-------------------------	------------

## Sun Visor Installation Bolt Set



28-29	Chrome, 26 pieces .....	A80049C <sup>A</sup>	2.99 set
-------	-------------------------	----------------------	----------

## Panels Above Door



28-29	Tudor, left (driver's side) .....	A41000480 <sup>A</sup>	152.99 ea.
28-29	Tudor, right (passenger side) .....	A41000481 <sup>A</sup>	152.99 ea.



30-31	Tudor, left (driver's side) .....	A41000483	189.99 ea.
30-31	Tudor, right (passenger side) .....	A41000484	189.99 ea.

## Rear Seat Riser Hump



28-31	Tudor and Fordor, (8-1/2" x 22") .....	A41000529 <sup>A</sup>	117.99 ea.
-------	--	------------------------	------------

**Check our Body Type identification illustration chart for more details.**

*Most sheet metal is not primed.*



## Rear Seat Frames

Seat spring sits on this part.




28-29 Phaeton, with floor pan **LS**..... **A41000528<sup>Δ</sup>** **343.99** ea.



28-29 Phaeton, with hump **LS**..... **A41000525<sup>Δ</sup>** **368.99** ea.



28-29 Phaeton, frame only **LS**..... **A41000524<sup>Δ</sup>** **120.99** ea.



28-29 Tudor Sedan, with floor pan, no hump, see A41000529 for hump **LS**..... **A41000526<sup>Δ</sup>** **297.99** ea.

30-31 Tudor Sedan, with floor pan and hump **LS**..... **A41000527<sup>Δ</sup>** **330.99** ea.

## Rear Floor Pan Spring Hump Strap Set

4 pieces, used to hold down the canvas cover over the spring hump.



1931 Town Sedan, Victoria, Deluxe Phaeton and 400A..... **A41000530<sup>Δ</sup>** **22.99** set

## Closed Car Door Skins

Covers from bottom of door to door bead.



28-29 Coupe and Tudor Sedan, (24" x 29") (2 required) **LS**..... **A41000605<sup>Δ</sup>** **85.99** ea.



30-31 Coupe, right **LS**..... **A41000610<sup>Δ</sup>** **91.99** ea.

30-31 Coupe, left **LS**..... **A41000611<sup>Δ</sup>** **100.99** ea.

## Rear Inner Fender Panels

All die stamped.



28-31 Coupe, original type..... **A41000500<sup>Δ</sup>** **94.99** pr.

28-31 Roadster, original type..... **A41000501<sup>Δ</sup>** **66.99** pr.



28-31 Fordor Sedan, Briggs, original type, one hump-style..... **A41000502<sup>Δ</sup>** **122.99** pr.

28-31 Fordor Sedan, Murray, Tudor Sedan, two hump-style..... **A41000503** **84.99** pr.



## Rear Lower Quarter Patch Panels



30-31 Coupe, 6-1/2" tall..... **A41000701<sup>Δ</sup>** **56.99** pr.

28-29 Tudor Sedan, 5-1/2" tall..... **A41000703<sup>Δ</sup>** **51.99** pr.

30-31 Tudor Sedan, 5-1/2" tall..... **A41000704<sup>Δ</sup>** **56.99** pr.



28-29 Roadster, 5-1/2" tall..... **A41000705<sup>Δ</sup>** **46.99** pr.

30-31 Roadster, 6" tall..... **A41000706<sup>Δ</sup>** **76.99** pr.

## Wood Corner Braces



30-31 Front header, Tudor, Coupe and Closed Cab Pickup..... **A41000709<sup>Δ</sup>** **61.99** pr.

30-31 Front header, Standard and Deluxe Coupe..... **A41000714<sup>Δ</sup>** **56.99** pr.

30-31 Front header, Sport Coupe..... **A41000715<sup>Δ</sup>** **43.99** pr.

28-E31 Rear, Fordor and Town Sedan (2 required) (not shown)..... **A41000717<sup>Δ</sup>** **14.99** ea.

## Upper Cowl Pillar Support Brackets



28-29 Coupe and Tudor..... **28-91399<sup>Δ</sup>** **75.99** pr.

*Most sheet metal is not primed.*



## Rear Corner Patch Panels and Braces



- 28-29 Coupe and Roadster ..... **A41000711<sup>A</sup>** **56.99** pr.  
 28-29 Tudor Sedan ..... **A41000716<sup>A</sup>** **77.99** pr.  
 30-31 Coupe and Roadster, 5" tall ..... **A41000712<sup>A</sup>** **61.99** pr.



- 30-31 Coupe and Roadster, 9" tall to cover more surface area ..... **A41000712T<sup>A</sup>** **166.99** pr.  
 30-31 Tudor ..... **A41000713<sup>A</sup>** **61.99** pr.  
 30-31 Pickup cab rear corner ..... **A41000710<sup>A</sup>** **76.99** pr.

## Panels Above Windshield



- 28-29 Coupe and Tudor ..... **A41000649<sup>A</sup>** **112.99** ea.



- 28-29 Closed Cab Pickup ..... **A41000648<sup>A</sup>** **107.99** ea.



- 1929 Town Sedan and Fordor Sedan ..... **A41000750<sup>A</sup>** **84.99** ea.



- 30-31 Coupe, Fordor, except Slant Window, behind visor, 2" ..... **A41000751<sup>A</sup>** **81.99** ea.

- 30-31 Tudor Sedan and pickup, behind visor, 3" ..... **A41000753<sup>A</sup>** **81.99** ea.



- 30-31 Victoria, 31 Slant Windshield, used to hold upholstery panel in place ..... **A41000754<sup>A</sup>** **148.99** ea.

## Body Channel Sets

Body channels run crosswise, floor panel attaches to this channel. Subrails run the length of the body (see next column).



- 28-31 All body styles, except 30-31 Coupe, 48" long, cut to fit ..... **A41000800<sup>A</sup>** **74.99** set  
 30-31 Coupe, 48" long, cut to fit ..... **A41000801<sup>A</sup>** **96.99** set



- 28-29 Formed to fit, Roadster, 3 pieces ..... **A41000802<sup>A</sup>** **202.99** set  
 30-31 Formed to fit, Roadster, 3 pieces ..... **A41000803<sup>A</sup>** **193.99** set

## Sub-Frame Channels (Cross Members)

Fits below outer panel on end of subrails, die stamped.



- 28-31 Roadster and Coupe, rear  ..... **A41000817<sup>A</sup>** **251.99** ea.



- 28-31 Tudor, rear  ..... **A41000818<sup>A</sup>** **249.99** ea.

## Cross Channels



- 28-29 Roadster Pickup, 2 pieces ..... **A410001031<sup>A</sup>** **127.99** set



- 28-M30 Closed Cab Pickup, 3 pieces, you will receive (1) wide and (2) narrow channels, you will only need (1) of the narrow channels for this application, requires trimming to fit ..... **A41000800<sup>A</sup>** **74.99** set



- 28-M30 Rear cab cross member, sub-rails attach to this, Closed Cab Pickup ..... **A41000/577<sup>A</sup>** **61.99** ea.



- 30-31 Roadster Pickup ..... **A410001031A<sup>A</sup>** **178.99** set

## Subrail Extension Sets



- 28-29 Floor board braces, front, 4 pieces, all body styles  ..... **A41000816A<sup>A</sup>** **264.99** set



- 30-31 Floor board braces, front, 4 pieces, all body styles  ..... **A41000816B<sup>A</sup>** **325.99** set

## Rear Channel Under Subrails



- 30-31 Roadster Pickup ..... **A410001031B<sup>A</sup>** **147.99** ea.

## Subrail Sets

Body channels run crosswise, floor panel attaches to this channel. Subrails run the length of the body.

### Full Length Subrails

	28-29 Tudor and Phaeton  .....	A41000815 <sup>Δ</sup>	384.99	set
	28-29 Closed Cab Pickup  .....	A41000819 <sup>Δ</sup>	384.99	set
	30-31 Tudor, 30-31 Closed Cab Pickup, but requires cutting  .....	A41000811F <sup>Δ</sup>	384.99	set
	28-29 Coupe  .....	A41000812E <sup>Δ</sup>	384.99	set
	30-31 Coupe  .....	A41000812F <sup>Δ</sup>	384.99	set
	28-29 Roadster  .....	A41000813 <sup>Δ</sup>	384.99	set
	30-31 Roadster  .....	A41000814 <sup>Δ</sup>	384.99	set
	28-29 Roadster Pickup  .....	A410001032 <sup>Δ</sup>	425.99	set
	30-31 Roadster Pickup  .....	A410001033 <sup>Δ</sup>	425.99	set

### Rear Half Length Subrails

	28-29 Rear half, from door back, Sedan and Fordor Phaeton .....	A41000815A <sup>Δ</sup>	269.99	set
	28-29 Rear half, from door back, Roadster .....	A41000809 <sup>Δ</sup>	297.99	pr.
	30-31 Rear half, from door back, Roadster .....	A41000810 <sup>Δ</sup>	297.99	set
	30-31 Rear half, from door back, Tudor .....	A41000811 <sup>Δ</sup>	269.99	set
	28-29 Rear half, from door back, Coupe .....	A41000809 <sup>Δ</sup>	297.99	set
	30-31 Rear half, from door back, Coupe .....	A41000812 <sup>Δ</sup>	294.99	set

## Door Bottom Inner Patch Panels

	28-29 Coupe and Tudor, 25-1/2" long .....	A41000890 <sup>Δ</sup>	42.99	pr.
	30-31 Coupe, 23-1/2" long .....	A41000891 <sup>Δ</sup>	42.99	pr.
	30-31 Tudor and Closed Cab Pickup, 25" long .....	A41000892 <sup>Δ</sup>	54.99	pr.
	28-29 Closed Cab Pickup, 29" long .....	A41000893 <sup>Δ</sup>	49.99	pr.
	1931 Victoria and 400A .....	A41000896 <sup>Δ</sup>	51.99	pr.
	28-31 Inner vertical door brace, with window stop bracket (as required) .....	A41000894 <sup>Δ</sup>	29.99	ea.

## Header Brackets

These are the brackets that attach the header to the side roof rib rails.

28-29 Coupe and Tudor, left and right .....	28-91400 <sup>Δ</sup>	42.99	pr.
---	-----------------------	-------	-----



## Header Bracket Set

30-31 Includes 2 brackets and plates, ties the wood header to the roof rails, Briggs Fordor Sedan .....	28-72894 <sup>Δ</sup>	36.49	set
---	-----------------------	-------	-----

## Center Top Bow Bracket and Plate

This bracket attaches to the side rail above the door opening just above the door post wood. It curves upward and attaches to the rib rail ledge and the wide center roof rib.

28-29 Coupe .....	28-91401 <sup>Δ</sup>	71.99	ea.
-------------------	-----------------------	-------	-----



## Rear Header Side Rail Bracket

This bracket links the rear header to the side rail and to the rear of the quarter window.

28-29 Coupe .....	28-91402 <sup>Δ</sup>	14.99	ea.
-------------------	-----------------------	-------	-----




## Package Tray

	30-31 Roadster .....	A41000830 <sup>Δ</sup>	101.99	ea.
--	----------------------	------------------------	--------	-----





## Door Bottom Outer Patch Panels

		
28-29	Coupe and Sport Coupe, 6" tall.....	<b>A41000820<sup>A</sup></b> <b>58.99</b> pr.
30-31	Coupe, 6" tall.....	<b>A41000821<sup>A</sup></b> <b>101.99</b> pr.

		
1931	Victoria and 400A, 6" tall .....	<b>A41000821V<sup>A</sup></b> <b>61.99</b> pr.

		
28-29	Roadster and Roadster Pickup, 6" tall ...	<b>A41000822<sup>A</sup></b> <b>61.99</b> pr.
30-31	Roadster and Roadster Pickup, 6" tall ...	<b>A41000823<sup>A</sup></b> <b>61.99</b> pr.

		
28-29	Tudor Sedan, 6" tall.....	<b>A41000828<sup>A</sup></b> <b>61.99</b> pr.
30-31	Tudor Sedan, Closed Cab Pickup 6" tall .....	<b>A41000824<sup>A</sup></b> <b>107.99</b> pr.

		
28-29	Fordor Sedan, 4 pieces, 6" tall.....	<b>A41000829<sup>A</sup></b> <b>95.99</b> set

		
30-31	Murray Fordor Sedan, 4 pieces, with bead, 6" tall .....	<b>A41000825<sup>A</sup></b> <b>95.99</b> set

		
30-31	Briggs Fordor Sedan, 4 pieces, without bead, 6" tall.....	<b>A41000825B<sup>A</sup></b> <b>86.99</b> set

		
28-29	Phaeton, 4 pieces, 6" tall.....	<b>A41000826<sup>A</sup></b> <b>94.99</b> set

		
30-31	Fordor Phaeton, 4 pieces, 6" tall.....	<b>A41000827<sup>A</sup></b> <b>83.99</b> set

## Back of Front Seat Panels


		
28-29	Phaeton <sup>US</sup> .....	<b>A41000860<sup>A</sup></b> <b>287.99</b> ea.
30-31	Phaeton <sup>US</sup> .....	<b>A41000861<sup>A</sup></b> <b>287.99</b> ea.

## Rear Center Body Panels

		
28-29	Tudor Sedan <sup>US</sup> .....	<b>A41000842<sup>A</sup></b> <b>223.99</b> ea.
28-29	Phaeton <sup>US</sup> .....	<b>A41000840<sup>A</sup></b> <b>190.99</b> ea.

		
30-31	Phaeton <sup>US</sup> .....	<b>A41000841<sup>A</sup></b> <b>183.99</b> ea.

## Rear Lower Body Patch Panels

		
28-29	Tudor Sedan.....	<b>A41000971<sup>A</sup></b> <b>46.99</b> ea.
30-31	Tudor Sedan, beaded, 6" tall .....	<b>A41000970<sup>A</sup></b> <b>61.99</b> ea.

## Complete Rumble and Trunk Lids

All of MAC's complete lids do not include either the latch or the hinge.




28-29	Rumble lid, Roadster and Coupe, steel <sup>US</sup> .....	<b>A41000851<sup>A</sup></b> <b>664.99</b> ea.
28-29	Trunk lid, Roadster and Coupe, steel <sup>US</sup> .....	<b>A41000851T<sup>A</sup></b> <b>664.99</b> ea.
28-29	Rumble lid, Roadster and Coupe, fiberglass <sup>US</sup> .....	<b>A41000851F<sup>A</sup></b> <b>742.99</b> ea.




30-31	Rumble lid, Roadster and Coupe, steel <sup>US</sup> .....	<b>A41000852<sup>A</sup></b> <b>730.99</b> ea.
30-31	Trunk lid, Roadster and Coupe, steel <sup>US</sup> .....	<b>A41000852T<sup>A</sup></b> <b>639.99</b> ea.
30-31	Rumble lid, Roadster and Coupe, fiberglass <sup>US</sup> .....	<b>A41000852F<sup>A</sup></b> <b>873.99</b> ea.

### Rumble or Trunk Lid, Skin Only

		
28-31	Roadster and Coupe, the handle hole is not drilled <sup>US</sup> .....	<b>A41000850<sup>A</sup></b> <b>310.99</b> ea.



### Rumble and Trunk Lid Inner Panels

		
28-29	Rumble lid inner panel, Roadster and Coupe (shown) <sup>US</sup> .....	<b>A41000853<sup>A</sup></b> <b>394.99</b> ea.
30-31	Rumble lid inner panel, Roadster and Coupe <sup>US</sup> .....	<b>A41000854<sup>A</sup></b> <b>367.99</b> ea.
28-29	Trunk lid inner panel, Roadster and Coupe <sup>US</sup> .....	<b>A41000855<sup>A</sup></b> <b>368.99</b> ea.
30-31	Trunk lid inner panel, Roadster and Coupe <sup>US</sup> .....	<b>A41000856<sup>A</sup></b> <b>394.99</b> ea.

## Seat Adjuster

		
30-31	Bolt to package tray, Roadster .....	<b>A41000831<sup>A</sup></b> <b>81.99</b> ea.

## Toe Panels

		
28-29	Phaeton .....	<b>A41000862<sup>A</sup></b> <b>114.99</b> ea.
		
30-31	Phaeton .....	<b>A41000863<sup>A</sup></b> <b>117.99</b> ea.

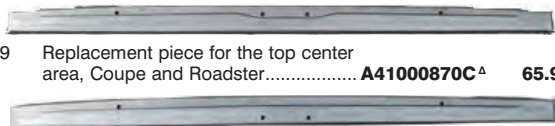
## Rain Gutter Assemblies for Inside Trunk or Rumble

Must be welded together.



- 28-29 Roadster and Coupe ..... **A41000870<sup>Δ</sup>** **233.99** ea.  
 30-31 Roadster and Coupe ..... **A41000871<sup>Δ</sup>** **264.99** ea.

### Rain Gutter Repair Panels



- 28-29 Replacement piece for the top center area, Coupe and Roadster ..... **A41000870C<sup>Δ</sup>** **65.99** ea.  
 30-31 Replacement piece for the top center area, Coupe and Roadster ..... **A41000871C** **76.99** ea.

## Rear Window Drain Pan



- 30-31 For roll-down windows ..... **A41000980<sup>Δ</sup>** **122.99** ea.

## Panels Above Trunk Lid



- 28-29 Die stamped, Roadster ..... **A41000881<sup>Δ</sup>** **277.99** ea.  
 30-31 Die stamped, Roadster ..... **A41000880<sup>Δ</sup>** **264.99** ea.

### Above Trunk Lid Repair Panel



- 30-31 The top rain gutter mounts to this, Coupe ..... **A41000882<sup>Δ</sup>** **69.99** ea.

## Rumble and Trunk Brackets and Braces

### Triangle Support Brackets

Connects inner and outer panel, die stamped.



- 28-31 Roadster and Coupe ..... **A41000990<sup>Δ</sup>** **101.99** pr.  
 28-31 Sport Coupe and Cabriolet ..... **A41000990A<sup>Δ</sup>** **58.99** pr.

### Front Rain Gutter-to-Fender Well Supports



- 28-29 Roadster ..... **A41000991<sup>Δ</sup>** **81.99** pr.  
 28-29 Coupe ..... **A41000995<sup>Δ</sup>** **101.99** pr.  
 30-31 Roadster and Coupe ..... **A41000992<sup>Δ</sup>** **80.99** pr.

## Rumble Hinge Braces

For hinge mount bracket.



- 28-29 Roadster and Coupe ..... **A41000993<sup>Δ</sup>** **81.99** pr.



- 30-31 Roadster and Coupe ..... **A41000994<sup>Δ</sup>** **79.99** pr.

## Cowls

### Complete



- 28-29 All body styles, except Fordor and Cabriolet, complete panel ..... **A41000275<sup>Δ</sup>** **203.99** pr.  
 30-31 Open car, complete panel ..... **A41000277<sup>Δ</sup>** **370.99** pr.

### Cowl Patch Panels



- 28-29 All body styles, except Fordor and Cabriolet, bottom 6" panel ..... **A41000274<sup>Δ</sup>** **46.99** pr.  
 28-29 Fordor Sedan and Cabriolet, bottom 5-1/2" panel ..... **A41000273<sup>Δ</sup>** **34.99** pr.



- 30-31 All body styles, bottom 6" panel ..... **A41000276<sup>Δ</sup>** **19.99** pr.



- 30-31 Same as above, except it has the correct compound curves and beading, will not work on Slant Windshield ..... **A41000276TQ<sup>Δ</sup>** **61.99** pr.

### Inner Cowl Lower Patch Panel (2 required)



- 30-31 All body styles, mounts to subrail and attaches to lower cowl patch panel ..... **A41000276I<sup>Δ</sup>** **24.99** ea.

### Cowl Braces

Fit inside cowl.



- 30-31 Upper, supports cowl lamp, open car ..... **A13300BL<sup>Δ</sup>** **91.99** pr.  
 30-31 Front, open car ..... **A13300LCB<sup>Δ</sup>** **107.99** pr.  
 30-31 Lower, open car ..... **A13300FCB<sup>Δ</sup>** **193.99** pr.



## Cowl Post Kit



- 28-29 Left and right, includes brace,  
open car ..... **A410001010KT<sup>A</sup>** **665.99** kit

### Cowl Post Patch Panels



- 28-29 Left, open car, 6-1/2" tall ..... **A410001010P<sup>A</sup>** **44.99** ea.  
28-29 Right, open car, 6-1/2" tall ..... **A410001011P<sup>A</sup>** **44.99** ea.

### Cowl Post Lower Braces



- 28-29 Open car ..... **A410001010B<sup>A</sup>** **79.99** pr.

**Check our Body Type identification illustration chart for more details.**

## Dash Rails



- 28-29 Roadster, Roadster Pickup  
and Phaeton ..... **A410001001<sup>A</sup>** **210.99** ea.



- 30-31 Open car ..... **A410001002<sup>A</sup>** **320.99** ea.

### Dash Reinforcement Bars

Ties cowl post together.




- 28-29 Open car ..... **A410001005<sup>A</sup>** **167.99** ea.



- 30-31 Open car ..... **A410001005B<sup>A</sup>** **167.99** ea.

### Dash Reinforcement Bar Braces



- 28-31 For each end of reinforcement bar ... **A410001001B<sup>A</sup>** **95.99** pr.  
28-29 Center brace, open car ..... **A410001001CB<sup>A</sup>** **30.99** pr.

## Firewalls



- 28-29 Lower, original, open and closed car ... **A410001015<sup>A</sup>** **325.99** ea.  
28-29 Same as above, except without  
holes ..... **A410001015A<sup>A</sup>** **310.99** ea.



- 28-29 Upper, not original, Street Rod-style ... **A410001016<sup>A</sup>** **160.99** ea.  
30-31 Stock **US** ..... **A410001018<sup>A</sup>** **376.99** ea.

### Firewall Patch Panel

- 30-31 Patches where  
firewall is cut for  
heater door ..... **A410001018P<sup>A</sup>** **19.99** ea.



## Windshield Filler Trim

Goes across gas tank and below windshield frame.



- 30-31 Coupe, Tudor and Closed Cab  
Pickup ..... **A410001020<sup>A</sup>** **268.99** ea.

## Rear Quarter Panel "T" Strips

Vertical "T" strip, goes between quarter panels and back panels.



- 28-31 Sedan, 51" ..... **A410001047<sup>A</sup>** **49.99** ea.  
From back of quarter panel to top tack rail.



- 28-29 Roadster, 53", preformed aluminum ... **A410001048<sup>A</sup>** **198.99** ea.



- 28-29 Roadster, 53", straight aluminum ..... **A410001049<sup>A</sup>** **127.99** ea.

## Sheet Metal Supplies



- ALL Red oxide metal primer, 12 oz.  
spray can, use for big or small jobs \* ..... **RSP1<sup>A</sup>** **9.99** ea.  
ALL Green aluminum metal primer, zinc  
phosphate, 12 oz. spray can \* ..... **RSP3<sup>A</sup>** **12.99** ea.  
ALL Cold galvanizing, provides durable  
film with more than 90% zinc,  
bonds to bare metal for a durable finish,  
15 oz. spray can \* ..... **28-253813<sup>A</sup>** **13.99** ea.

*Most sheet metal is not primed.*

**\*HAZARDOUS MATERIAL**—can only be shipped by ground/surface within the U.S. because of government regulations.



## Quarter Panels



- 28-29 Right, Roadster Pickup ..... **A410001051<sup>Δ</sup>** **277.99** ea.  
 28-29 Left, Roadster Pickup ..... **A410001050<sup>Δ</sup>** **233.99** ea.



- 28-29 Right, with braces, Roadster Pickup (shown) ..... **A410001051B<sup>Δ</sup>** **353.99** ea.  
 28-29 Left, with braces, Roadster Pickup (shown) ..... **A410001050B<sup>Δ</sup>** **315.99** ea.  
 28-29 Right, Roadster ..... **A410002051<sup>Δ</sup>** **913.99** ea.  
 28-29 Left, Roadster ..... **A410002050<sup>Δ</sup>** **913.99** ea.



- 28-29 Right, with braces, Roadster (shown) ..... **A410002051B<sup>Δ</sup>** **1015.99** ea.  
 28-29 Left, with braces, Roadster (shown) ..... **A410002050B<sup>Δ</sup>** **1015.99** ea.  
 30-31 Right, with braces, Roadster ..... **A410002054B<sup>Δ</sup>** **913.99** ea.  
 30-31 Left, with braces, Roadster ..... **A410002053B<sup>Δ</sup>** **913.99** ea.

### Quarter Panel Braces



- 28-29 Right, for A410001051 above ..... **A410001051BR<sup>Δ</sup>** **178.99** set  
 28-29 Left, for A410001050 above ..... **A410001050BR<sup>Δ</sup>** **178.99** set




- 28-29 Upholstery channels for the above quarter panels ..... **A65021<sup>Δ</sup>** **38.99** pr.

## Open Car Doors and Parts

### Doors

Complete with hinges. Inner and outer die-stamped panels.



- 1928 Right, front door, Roadster, Roadster Pickup and Phaeton, no outside door handle provision (not shown) ..... **A41000601AR<sup>Δ</sup>** **742.99** ea.  
 1928 Same as above, except left (not shown) ..... **A41000600AR<sup>Δ</sup>** **761.99** ea.  
 1929 Right, front door, Roadster, Roadster Pickup and Phaeton, with outside door handle provision ..... **A41000601<sup>Δ</sup>** **742.99** ea.  
 1929 Same as above, except left ..... **A41000600<sup>Δ</sup>** **742.99** ea.  
 30-31 Right, front door, Roadster, Roadster Pickup and Phaeton ..... **A41000603<sup>Δ</sup>** **638.99** ea.  
 30-31 Same as above, except left ..... **A41000602<sup>Δ</sup>** **638.99** ea.

### Inner Door Panels

- 28-29 Right, front door, Roadster, Roadster Pickup and Phaeton ..... **A41000601A<sup>Δ</sup>** **457.99** ea.  
 28-29 Same as above, except left ..... **A41000600A<sup>Δ</sup>** **396.99** ea.  
 30-31 Right, front door, Roadster and Roadster Pickup ..... **A41000603A<sup>Δ</sup>** **457.99** ea.  
 30-31 Same as above, except left ..... **A41000602A<sup>Δ</sup>** **457.99** ea.

### Front Outer Door Skins



- 1928 Right, Roadster, Roadster Pickup and Phaeton, no outside door handle provision ..... **A41000601BAR<sup>Δ</sup>** **325.99** ea.  
 1928 Same as above, except left ..... **A41000600BAR<sup>Δ</sup>** **325.99** ea.  
 1929 Right, Roadster, Roadster Pickup and Phaeton, with outside door handle provision ..... **A41000601B<sup>Δ</sup>** **325.99** ea.  
 1929 Same as above, except left ..... **A41000600B<sup>Δ</sup>** **325.99** ea.  
 30-31 Right, Roadster, Roadster Pickup and Phaeton (shown) ..... **A41000603B<sup>Δ</sup>** **325.99** ea.  
 30-31 Same as above, except left (shown) ..... **A41000602B<sup>Δ</sup>** **269.99** ea.

## Rear Outer Door Skins



- 28-29 Right, Phaeton, from the belt line down (shown) ..... **A41000612<sup>Δ</sup>** **173.99** ea.  
 28-29 Same as above, except left ..... **A41000613<sup>Δ</sup>** **173.99** ea.



All of these wood kits contain the wood pieces listed above each kit. All wood is kiln-dried and consists primarily of oak, ash and maple as

original. Screw kits and instructions for most of the wood kits are not available, unless specified.

## Top Wood Kits, Tudor Sedan



Kit includes: header, front and rear roof rails, roof ribs, right and left heavy roof rail, rear roof member, right and left rear roof corners.

28-29 Tudor Sedan, 55A ..... **TWC101<sup>A</sup>** **670.99** kit

Kit includes: header, front and rear roof rib rails, roof ribs, right and left heavy roof rail, rear roof member, right and left rear roof corners.

30-31 Tudor Sedan, 55B ..... **TWC102<sup>A</sup>** **663.99** kit

### Headers Only

28-29 From above kit, 55A ..... **TWC101A<sup>A</sup>** **139.99** ea.

30-31 From above kit, 55B ..... **TWC102A<sup>A</sup>** **169.99** ea.

### Top Wood Mounting Fastener Kits



28-29 Tudor Sedan, 411 pieces, use with TWC101 listed above ..... **A800402<sup>A</sup>** **32.99** kit

30-31 Tudor Sedan, 188 pieces, use with TWC102 listed above ..... **A800501<sup>A</sup>** **29.99** kit

### Header Only Mounting Fastener Kit

28-29 Tudor Sedan, 10 pieces, use with TWC101A listed above ..... **A800400<sup>A</sup>** **6.99** kit

## Top Wood Kit, Standard Coupe

Kit includes: header, front and rear roof rib rails, small, large and fifth roof ribs, right and left roof rail.



28-29 Standard Coupe, 45A ..... **TWC103<sup>A</sup>** **517.99** kit

### Header Only

28-29 From above kit, 45A ..... **TWC101A<sup>A</sup>** **139.99** ea.

## Top Wood Kit, Special Coupe

Kit includes: header, front and rear roof rib rails, small, large and fifth roof ribs, right and left roof rail and pair of rear filler blocks.



28-29 Special Coupe, 49A ..... **TWC104<sup>A</sup>** **579.99** kit


### Header Only

28-29 From above kit, 49A ..... **TWC101A<sup>A</sup>** **139.99** ea.

**Find Model A Pickup Wood Kits in our Pickup Parts section.**

## Top Wood Kit, Standard and Deluxe Coupe

Kit includes: header, right and left side members, right and left roof rails, rear member, small and large roof ribs and dome light block.

30-31 Standard and Deluxe Coupe, 45B  ..... **TWC105<sup>A</sup>** **501.99** kit

### Header Only


30-31 From above kit, 45B ..... **TWC105A<sup>A</sup>** **169.99** ea.

## Top Wood Mounting Fastener Kit

30-31 Standard and Deluxe Coupe, 226 pieces, use with TWC105 listed above ..... **A800502<sup>A</sup>** **35.99** kit

## Top Wood Kit, Business Coupe

Kit includes: header, main and rear bows and right and left side rails.


28-29 Business Coupe, 54A  ..... **TWC121<sup>A</sup>** **643.99** kit

### Header Only


28-29 From above kit, 54A ..... **TWC101A<sup>A</sup>** **139.99** ea.

## Top Wood Kits, Sport Coupe

Kit includes: header, right and left side rails, main and rear bows.

28-29 Sport Coupe, 50A  ..... **TWC107<sup>A</sup>** **710.99** kit

Kit includes: header, right and left side rails, main and rear bows.

30-31 Sport Coupe 50B  ..... **TWC108<sup>A</sup>** **706.99** kit

### Headers Only

28-29 From above kit, 50A ..... **TWC101A<sup>A</sup>** **139.99** ea.

30-31 From above kit, 50B ..... **TWC105A<sup>A</sup>** **169.99** ea.

### Center Top Bow Only

28-29 From above kit TWC107, 50A ..... **TWC107CB<sup>A</sup>** **197.99** ea.

### Installing a Coupe Roof DVD

This helpful DVD is produced by Diablos A's, a Model A Ford Club of America Chapter. Among its members there are two MAFCA judges, who know the ins and outs of the Model A from a technical standpoint, not just a visual one. The club holds instructional seminars on a regular basis and videos them, so the information can be shared with others. While these DVDs are not professionally done, the information in them simply can't be beat. This DVD will help any hobbyist with the of a roof on a 1930 Model A Coupe. The program covers all facets of the installation, from discussion of materials used to an actual step by step installation.

1930 62 minute run time ..... **28-91263<sup>A</sup>** **26.99** ea.



## Model A Ford Mechanic's Handbook, Volume 2

This great book contains detailed instructions on installing the specified top wood mounting fastener kits. It also has more than 300 pages of other vital information to assist you on many other projects.



28-31 **Model A Ford Mechanic's Handbook, Volume 2** ..... **AMH2<sup>A</sup>** **29.99**



## Top Wood Kits, Briggs Fordor Sedan

Kit includes: header, right and left side rails, right and left rib rails, roof ribs and rear cross member.

28-29 Briggs Fordor Sedan, 60A and 60B Leatherback **US** ..... **TWC111<sup>A</sup>** **1791.99** kit

Kit includes: header, right and left side rails, right and left rib rails, roof ribs and rear cross member.

1929 Briggs Fordor Sedan, 60C Steelback **US** ..... **TWC118<sup>A</sup>** **1359.99** kit

Kit includes: header, right and left side rails, right and left rib rails, rib rail supports, roof ribs, rear cross member and light board.

1929 Briggs Fordor Sedan, 165B and 170A and Town Sedan 155B **US** ..... **TWC112BR<sup>A</sup>** **1513.99** kit

Kit includes: header, right and left rib rail supports, right and left rib rails, roof ribs, rear cross member and light board.

30-31 Briggs Fordor Sedan, 155D and 165D **US** ..... **TWC113BR<sup>A</sup>** **1329.99** kit

### Headers Only

28-29 From above kit, Briggs 60A and 60B ..... **TWC111A<sup>A</sup>** **239.99** ea.

1929 From above kit, Briggs 60C Steelback ..... **TWC112BRA<sup>A</sup>** **183.99** ea.

1929 From above kit, Briggs 165B and 170A and Town Sedan 155B ..... **TWC112BRA<sup>A</sup>** **183.99** ea.

30-31 From above kit, Briggs 155D and 165D .. **TWC113A<sup>A</sup>** **173.99** ea.

## Top Wood Kit, Convertible Sedan

Kit includes: header, center bow and rear bow.

1931 Convertible Sedan, 400A **US** ..... **TWC120<sup>A</sup>** **934.99** kit

### Header Only

1931 From above kit, Convertible Sedan, 400A ..... **TWC120A<sup>A</sup>** **168.99** ea.

## Top Wood Kit, Victoria

Kit includes: header, right and left side rails, bow rails, bow rail supports, rear cross member and roof ribs.

30-31 Victoria 190A, specify Steelback or Leatherback **US** ..... **TWC117<sup>A</sup>** **1559.99** kit

### Header Only

30-31 From above kit, Victoria 190A ..... **TWC110A<sup>A</sup>** **178.99** ea.

## Top Wood Kits, Murray Fordor Sedan

Kit includes: header, right and left side rails, right and left rib rails, rib rail supports, roof ribs, rear cross member and light board.

1929 Murray Fordor, 155A and 165A **US** ..... **TWC112MU<sup>A</sup>** **1498.99** kit

Kit includes: header, right and left side rails, right and left rib rails, rib rail supports, roof ribs, rear cross member and light board.

30-31 Murray Fordor, 155C and 165C **US** ..... **TWC113MU<sup>A</sup>** **1329.99** kit

### Headers Only

1929 From above kit, Murray Fordor, 155A and 165A ..... **TWC112MUA<sup>A</sup>** **199.99** ea.

30-31 From above kit, Murray Fordor, 155C and 165C ..... **TWC113MUA<sup>A</sup>** **213.99** ea.

## Top Wood Kits, Cabriolet

Kit includes: header, main and rear bow.

29-31 Cabriolet straight windshield, 68A and 68B **US** ..... **TWC114<sup>A</sup>** **727.99** kit

Kit includes: header, main and rear bow.

1931 Cabriolet Slant Windshield, 68C **US** ..... **TWC119<sup>A</sup>** **675.99** kit

### Headers Only

29-31 From above kit, Cabriolet straight windshield, 68A and 68B ..... **TWC114A<sup>A</sup>** **167.99** ea.

1931 From above kit, Cabriolet Slant Windshield, 68C ..... **TWC114A<sup>A</sup>** **167.99** ea.

## Top Wood Kit, Slant Windshield Fordor Sedan

Kit includes: header, right and left side rails, bows, domelight block and rear roof member.

1931 Fordor Sedan Slant Windshield, 160A, 160B and 160C **US** ..... **TWC110<sup>A</sup>** **710.99** kit

### Header Only

1931 From above Slant Windshield kit, 160A, 160B and 160C ..... **TWC110A<sup>A</sup>** **178.99** ea.

### Slant Windshield Roof Replacement DVD

This helpful DVD is produced by Diablos A's, a Model A Ford Club of America Chapter. While this DVD is not professionally done, the information can't be beat. After you've installed a new body wood kit, watch this DVD to see how to properly install a Masonite roof, vinyl covering, and the trim moulding, making your Fordor more weatherproof than when it rolled off the line.

1931 52-minute run time ..... **ADVDB<sup>A</sup>** **20.99** ea.



## BODY WOOD KITS, OPEN CAR

*All of these wood kits contain the wood pieces listed above each kit. All wood is kiln-dried and consists primarily of oak, ash and maple as*

*original. Screw kits and instructions for most of the wood kits are not available, unless specified.*

## Body Wood Kits, Roadster

Kit includes: tack strips, right and left upper side rail, right and left door posts, right and left side panel support, seat back assembly and seat bottom board.

28-29 Roadster, 40A ..... **BW300<sup>A</sup>** **241.99** kit

Kit includes: tack strips, right and left upper side rails, right and left door posts, right and left side panel supports, seat back assembly and seat bottom board.

30-31 Roadster, 40B ..... **BW320<sup>A</sup>** **264.99** kit

## Body Wood Kits, Phaeton

Kit includes: front and rear tack strips, right and left front seat upper corner assemblies, right and left front and rear door posts, vertical supports, front and rear seat bottom boards, right and left rear upper side panel rails, rear seat panel rail support, rear seat vertical corner braces, rear seat panel lower horizontal supports and rear seat backrest horizontal slats.

28-29 Phaeton, 35A ..... **BW310<sup>A</sup>** **451.99** kit

30-31 Phaeton, 35B ..... **BW380<sup>A</sup>** **457.99** kit

Kit includes: heavy subsills, crossmembers, seat frame wood, top sides of body, rear member and door wood, 25 pieces.

30-31 2 door Deluxe Phaeton, 180A ..... **BW330<sup>A</sup>** **2781.99** kit

## Tack Rails/Belt Rail Wood Sets

Included in body wood kits.



28-29 Roadster (40A), 3 pieces (shown) ..... **TRW10<sup>A</sup>** **91.99** set

28-29 Roadster Pickup (76A), 1-piece ..... **TRW12<sup>A</sup>** **101.99** ea.

30-31 Roadster (40B), 3 pieces ..... **TRW14<sup>A</sup>** **87.99** set

28-29 Phaeton (35A), front seat, 3 pieces ..... **TRW16<sup>A</sup>** **90.99** set

28-29 Phaeton (35A), rear seat, 3 pieces ..... **TRW18<sup>A</sup>** **87.99** set

30-31 2 door Deluxe Phaeton (180A), 7 pieces ..... **TRW20<sup>A</sup>** **589.99** set





All of these wood kits contain the wood pieces listed above each kit.  
All wood is kiln-dried and consists primarily of oak, ash and maple as

original. Screw kits and instructions for most of the wood kits are not available, unless specified.

## Body Wood Kits, Tudor Sedan

Kit includes: rear window frame assembly, right and left rear corner hip panel braces, right and left vertical supports rear of side windows, side window tack strips, right and left upper door posts, right and left lower door posts.

28-29 Tudor Sedan, 55A ..... **BW100<sup>A</sup>** **451.99** kit

Kit includes: rear window frame assembly, right and left rear corner hip panel braces, right and left vertical supports rear of side windows, side window tack strips, right and left upper door posts, right and left lower door posts.

30-31 Tudor Sedan, 55B ..... **BW110<sup>A</sup>** **440.99** kit

## Body Wood Kit, Standard Coupe

Kit includes: right and left upper rear corner blocks, rear window frame, right and left upper door posts, right and left lower door posts, right and left corner window wood.

28-29 Standard Coupe, 45A <sup>US</sup> ..... **BW120<sup>A</sup>** **517.99** kit

## Body Wood Kit, Special Coupe

Kit includes: right and left horizontal upper rear corners, right and left quarter panel supports, rear window assembly, belt rail assembly, right and left quarter window frames, upper door posts, right and left lower door posts.

28-29 Special Coupe, 49A <sup>US</sup> ..... **BW130<sup>A</sup>** **961.99** kit

## Body Wood Kit, Standard and Deluxe Coupe

Kit includes: right and left lower door posts, right and left upper door posts, rear window assembly, right and left rear corner blocks, right and left window frames and package tray support.

30-31 Standard and Deluxe Coupe, 45B ..... **BW140<sup>A</sup>** **528.99** kit

### Body Wood Mounting Fastener Kit



30-31 Standard and Deluxe Coupe, 45B,  
212 pieces, use with BW140  
listed above ..... **A800500<sup>A</sup>** **16.99** kit

## Body Wood Kits, Sport Coupe

Kit includes: complete belt rail, right and left lower door posts, right and left upper door posts and upper door post strips.

28-29 Sports Coupe, 50A ..... **BW150<sup>A</sup>** **467.99** kit

Kit includes: complete belt rail, right and left lower door posts, right and left upper door posts, upper door post strips and package tray support.

30-31 Sports Coupe, 50B ..... **BW160<sup>A</sup>** **492.99** kit

## Body Wood Kits, Fordor Sedan

Kit includes: rear roof former assembly, right and left front door posts, right and left center door posts, right and left rear door posts, front quarter panel braces, rear window assembly, rear quarter panel braces, back seat assembly, dash rail, right and left body sills, front, center and rear cross sill, front and rear belt rail assembly, upper front and rear sill cross member, vertical seat pillar assembly, seat side boards, seat bottom wood assembly, front and rear door wood assemblies.

28-29 Fordor Sedan, 60A and 60B,  
Leatherback, 2 window-style <sup>US</sup> ..... **BW190<sup>A</sup>** **5925.99** kit

Kit includes: rear window assembly, vertical tack strips between doors, right and left rear door tack strips, right and left rear quarter window tack strips.

1931 Fordor Sedan, Slant Windshield,  
160A, 160B and 160C Murray ..... **BW180<sup>A</sup>** **507.99** kit

## Body Wood Kits, Briggs and Murray Fordor Sedans

Kit includes: right and left quarter posts, right and left center door posts, right and left rear door posts, rear window assembly, belt rail assembly, rear roof rail set, front and rear door wood, right and left rear seat sides, rear strainers, right and left quarter window upper side rail extensions, right and left rear seat hangers, right and left main sills and sill cross members.

1929 Briggs Fordor, 155B,  
165B and 170A <sup>US</sup> ..... **BW200BR<sup>A</sup>** **4903.99** kit

1929 Murray Fordor, 155A  
and 165A <sup>US</sup> ..... **BW200MU<sup>A</sup>** **4903.99** kit

1929 Briggs Fordor Steelback,  
60C <sup>US</sup> ..... **BW390BR<sup>A</sup>** **4903.99** kit

30-31 Briggs Fordor, 155D,  
165D and 170B <sup>US</sup> ..... **BW210BR<sup>A</sup>** **4903.99** kit

30-31 Murray Fordor, 155C  
and 165C <sup>US</sup> ..... **BW210MU<sup>A</sup>** **4903.99** kit

## Body Wood Kits, Cabriolet

Kit includes: belt rail assembly, right and left door wood, right and left body sill, cross sills, right and left door posts.

29-31 Cabriolet, straight window,  
specify 68A or 68B <sup>US</sup> ..... **BW220<sup>A</sup>** **1739.99** kit

## Body Wood Kit, Victoria

SPECIFY Briggs Leatherback or Murray Steel Back

Kit includes: right and left heavy subrails, front through rear cross members and braces, light board, rear window assembly, belt rail, rear pillars, quarter window headers, rear rail, rear tack strips, top rails, right and left back braces.

30-31 Victoria, 190A <sup>US</sup> ..... **BW350<sup>A</sup>** **2720.99** kit

## Body Wood Kit, Convertible Sedan

Kit includes: right and left body sills, sill crossmembers, right and left door posts, right and left upper and lower horizontal quarter braces, right and left quarter and rear vertical pillar, right and left quarter and rear window riser boards, right and left quarter and rear window upper rail and belt rail assembly.


1931 Convertible Sedan, 400A <sup>US</sup> ..... **BW370<sup>A</sup>** **2711.99** kit

## Body Wood Kit, Sedan Delivery

Kit includes: header, ribs, rib rails, right and left side rails, rear crossmembers and dome light block.

30-31 Sedan Delivery, 130B <sup>US</sup> ..... **BW400<sup>A</sup>** **1243.99** kit

## Headliner Tack Strip



28-31 Tack strip that goes into the metal retainer in the rear upper corners of Tudor Sedan, tacks go into this to hold the headliner in place, hardware included ..... **TRW40<sup>A</sup>** **22.99** ea.

## Coupe Rear Roll-Down Window Wood Kit

This style of wood is not included in our body wood kits. Buy this if you want part of what is needed to have a roll-down rear window.

30-31 ..... **SFW40<sup>A</sup>** **183.99** kit

**Check our Body Type identification illustration chart for more details.**

## Tack Rail/Belt Rail Wood Sets

Included in body wood kits  
(this and previous pages).



28-29 Special Coupe (49A), 5-piece set ..... **TRW22<sup>Δ</sup>** **270.99** set



28-29 Sport Coupe (50A), 5-piece set ..... **TRW24<sup>Δ</sup>** **320.99** set



30-31 Sport Coupe (50B), 5-piece set ..... **TRW26<sup>Δ</sup>** **264.99** set



29-31 Cabriolet (68A and 68B), 3-piece set ..... **TRW28<sup>Δ</sup>** **242.99** set



1931 Cabriolet, Slant Windshield (68C), 3-piece set ..... **TRW30<sup>Δ</sup>** **242.99** set

## Seat Frame Wood

These are not included in body wood kits.



28-29 Front cushion seat frame wood, Coupe 45A and Sport Coupe 50A, 29-31 Cabriolet 68A and 68B, fixed seat **US** ..... **SFW10<sup>Δ</sup>** **139.99** ea.

28-29 Front backrest seat frame wood, Coupe 45A and Sport Coupe 50A, 29-31 Cabriolet 68A and 68B, fixed seat **US** ..... **SFW12<sup>Δ</sup>** **142.99** ea.



30-31 Front cushion carriage bottom frame wood, Coupe 45B and Cabriolet 68B (adjustable seat) (shown) **US** ..... **SFW14<sup>Δ</sup>** **152.99** ea.

30-31 Front cushion spring frame wood, Coupe 45B and Cabriolet 68B (adjustable seat) **US** ..... **SFW16<sup>Δ</sup>** **142.99** ea.

30-E31 Front backrest seat frame wood, Coupe 45B and Cabriolet 68B (adjustable seat) (shown) **US** ..... **SFW18<sup>Δ</sup>** **152.99** ea.

L31 Front backrest seat frame wood, Coupe 45B and Cabriolet 68C **US** ..... **SFW15<sup>Δ</sup>** **147.99** ea.



28-31 Front cushion seat frame wood, Tudor 55A and 55B (2 required) ..... **SFW20<sup>Δ</sup>** **71.99** ea.

28-31 Front seat back nailer wood, Tudor 55A and 55B (2 required) ..... **SFW22<sup>Δ</sup>** **9.99** ea.



28-31 Rear cushion seat frame wood, Tudor 55A and 55B **US** ..... **SFW24<sup>Δ</sup>** **147.99** ea.

28-31 Rear backrest seat frame wood, Tudor 55A and 55B **US** ..... **SFW26<sup>Δ</sup>** **147.99** ea.



1929 Front seat lower wood, Briggs Fordor Sedan 60C **US** ..... **SFW11<sup>Δ</sup>** **147.99** ea.

30-31 Front seat cushion frame wood, Briggs Fordor Sedan 155D, 165D and 170B **US** ..... **SFW17<sup>Δ</sup>** **160.99** ea.


1931 Front seat cushion frame wood, Slant Windshield 160A, 160B and 160C (not shown) **US** ..... **SFW13<sup>Δ</sup>** **147.99** ea.



## Rubber Floor Mats


All floor mats listed are authentic design, heavy black rubber. All holes are pre-punched.

### Front Floor Mats



28-M29	Brake to front, June 28-June 29 .....	<b>A752053<sup>A</sup></b>	<b>66.99</b> ea.
L29-31	Brake to right, the brake slot is pre-cut, June 29-31 .....	<b>A752005<sup>A</sup></b>	<b>56.99</b> ea.

### Rear Floor Mats



28-31	Tudor .....	<b>A752530<sup>A</sup></b>	<b>49.99</b> ea.
28-31	Rumble seat.....	<b>A752560<sup>A</sup></b>	<b>34.99</b> ea.

See our Cartouche section for carpet floor coverings.

## Floor Mat Stud Set

28-31	Holds mat in place, 8 pieces, 4 on the floor, 4 on rumble mat .....	<b>A35139MS<sup>A</sup></b>	<b>6.99</b> set
-------	---	-----------------------------	-----------------



## WELTING AND BACKING

### Fender Welt Rolls

If you are totally restoring your car, or simply doing a repaint, the job is not quite complete without the highly visible fender welting. This finishing touch, now available in original black or chrome-like appearance, not only looks great, but protects the vulnerable fender-to-body seam from dirt and corrosion. 25' roll, enough for one car, 3/16" bead.



28-31	Black coated finish, crushed grain .....	<b>A16070B<sup>A</sup></b>	<b>14.99</b> roll
28-31	Chrome-like finish.....	<b>A16070C<sup>A</sup></b>	<b>34.99</b> roll

### Body to Frame Welt Rolls

20' roll, enough for 1 car.

28-31	1/8" x 2" .....	<b>B5000<sup>A</sup></b>	<b>29.99</b> roll
-------	-----------------	--------------------------	-------------------

Same as above, except backed with pressure sensitive adhesive, easy to apply and hold in place.

28-31	1/8" x 2" .....	<b>B5000AS<sup>A</sup></b>	<b>39.99</b> roll
28-31	1/8" x 1-1/2" .....	<b>B5001AS<sup>A</sup></b>	<b>34.99</b> roll



### Cowl Welt Roll

10' roll, for mounting gas tank.

28-31	Thin type, paint to match car, 1/8" bead .....	<b>A9000<sup>A</sup></b>	<b>5.99</b> roll
-------	---	--------------------------	------------------



### Hidem Welt Trims

5/8" wide and sold by the foot, used to fasten top material to your A's wooden frame.




28-31	Black .....	<b>A36235CF<sup>A</sup></b>	<b>0.50</b> ft.
28-31	Brown.....	<b>A36235CF/BRN<sup>A</sup></b>	<b>0.50</b> ft.
28-31	Green.....	<b>A36235CF/GRN<sup>A</sup></b>	<b>0.50</b> ft.
28-31	Gray .....	<b>A36235CF/GRY<sup>A</sup></b>	<b>0.50</b> ft.
28-31	Maroon.....	<b>A36235CF/MAR<sup>A</sup></b>	<b>0.50</b> ft.
28-31	N8 two-tone brown.....	<b>A36235CF/N8<sup>A</sup></b>	<b>2.99</b> ft.

### Sun Visor to Header Welt

Helps protect wood header from the weather.

30-31	4' roll .....	<b>RSV/WELT<sup>A</sup></b>	<b>2.99</b> roll
-------	---------------	-----------------------------	------------------



### Hidem Welt End Tip (as required)




28-31	As original, nickel .....	<b>T45226<sup>A</sup></b>	<b>6.99</b> ea.
28-31	As original, stainless steel.....	<b>T45226SS<sup>A</sup></b>	<b>11.99</b> ea.
28-31	For our style hidem, nickel-plated .....	<b>A47303A<sup>A</sup></b>	<b>1.00</b> ea.

### Wire-on Welt

All wire-on welt is sold by the foot.

28-31	Black .....	<b>A36235WF<sup>A</sup></b>	<b>0.75</b> foot
28-31	Brown.....	<b>A36235WBRN<sup>A</sup></b>	<b>3.99</b> foot
28-31	N8 two-tone brown.....	<b>A36235WF-N8<sup>A</sup></b>	<b>2.95</b> ft.
28-31	N10 crush brown.....	<b>A36235WF-N10<sup>A</sup></b>	<b>2.99</b> ft.



### Synthetic Jute Backing

Used under the floor mat, a great seller with many applications.



ALL	1/2" thick x 36" wide x 72" long.....	<b>B13000<sup>A</sup></b>	<b>25.95</b> ea.
-----	---------------------------------------	---------------------------	------------------

### Insulation Sheet



ALL	48" x 72" x 5/16".....	<b>V700770X<sup>A</sup></b>	<b>30.99</b> ea.
-----	------------------------	-----------------------------	------------------

*A well-insulated firewall, transmission tunnel and floor pans are a must for any restoration or Street Rod. This insulation sheet, with space-age reflective foil bonded on both sides, is rated R18.3 (700° F heat resistance). It can also be used in kick panels, rumble seat panels, inside door panels and under carpeting.*



## Interior Trim Screw Sets



The following interior trim screw sets include all screws necessary for the complete interior of your car, including window frame, dash rail, instrument panel, doorstep and dovetail screws, etc. Also when required, the tube nuts and Convertible rear window frame screws are supplied. These kits are not a general mixture of hardware, but exact pieces for the stated year and body style. Interior trim bolt sets are made in the USA.



28-29	Fordor Briggs Sedan without quarter windows .....	<b>A800280</b> <sup>Δ</sup>	<b>24.99</b> set
28-29	Fordor Briggs Sedan with quarter windows .....	<b>A800281</b> <sup>Δ</sup>	<b>29.99</b> set
28-29	Fordor Murray Sedan .....	<b>A800282</b> <sup>Δ</sup>	<b>17.99</b> set
28-29	Roadster .....	<b>A800283</b> <sup>Δ</sup>	<b>9.99</b> set
28-29	Roadster Pickup .....	<b>A800284</b> <sup>Δ</sup>	<b>9.99</b> set
28-29	Sport Coupe .....	<b>A800285</b> <sup>Δ</sup>	<b>11.99</b> set
28-29	Coupe .....	<b>A800286</b> <sup>Δ</sup>	<b>13.99</b> set
28-29	Tudor .....	<b>A800287</b> <sup>Δ</sup>	<b>11.99</b> set
28-29	Closed Cab Pickup .....	<b>A800288</b> <sup>Δ</sup>	<b>11.99</b> set
28-29	Cabriolet .....	<b>A800289</b> <sup>Δ</sup>	<b>22.99</b> set
28-29	Phaeton .....	<b>A800290</b> <sup>Δ</sup>	<b>11.99</b> set
30-31	Fordor Briggs Sedan .....	<b>A800300</b> <sup>Δ</sup>	<b>29.99</b> set
30-31	Fordor Murray Sedan .....	<b>A800301</b> <sup>Δ</sup>	<b>19.99</b> set
30-31	Roadster .....	<b>A800303</b> <sup>Δ</sup>	<b>9.99</b> set
30-31	Roadster Pickup .....	<b>A800304</b> <sup>Δ</sup>	<b>7.99</b> set
30-31	4 door Phaeton .....	<b>A800305</b> <sup>Δ</sup>	<b>8.99</b> set
30-31	2 door Phaeton .....	<b>A800306</b> <sup>Δ</sup>	<b>8.99</b> set
30-31	Sport Coupe .....	<b>A800307</b> <sup>Δ</sup>	<b>11.99</b> set
30-31	Coupe .....	<b>A800308</b> <sup>Δ</sup>	<b>11.99</b> set
30-31	Tudor .....	<b>A800309</b> <sup>Δ</sup>	<b>11.99</b> set
30-31	Victoria .....	<b>A800311</b> <sup>Δ</sup>	<b>19.99</b> set
30-31	400A .....	<b>A800312</b> <sup>Δ</sup>	<b>17.99</b> set
30-31	Straight Windshield Cabriolet .....	<b>A800313</b> <sup>Δ</sup>	<b>19.99</b> set
30-31	Closed Cab Pickup .....	<b>A800314</b> <sup>Δ</sup>	<b>11.99</b> set
1931	Slant Windshield Fordor .....	<b>A800302</b> <sup>Δ</sup>	<b>29.99</b> set
1931	Slant Windshield Cabriolet .....	<b>A800310</b> <sup>Δ</sup>	<b>19.99</b> set

## Top Wood Mounting Fastener Kits

28-29	Closed Cab Pickup, 72 pieces, use with A65501 .....	<b>A800401</b> <sup>Δ</sup>	<b>9.99</b> kit
30-31	Closed Cab Pickup, 255 pieces, use with A65502 .....	<b>A800503</b> <sup>Δ</sup>	<b>23.99</b> kit
28-29	Tudor Sedan, 411 pieces, use with TWC101 .....	<b>A800402</b> <sup>Δ</sup>	<b>32.99</b> kit
30-31	Tudor Sedan, 188 pieces, use with TWC102 .....	<b>A800501</b> <sup>Δ</sup>	<b>29.99</b> kit
30-31	Standard and Deluxe Coupe, 226 pieces, use with TWC105 .....	<b>A800502</b> <sup>Δ</sup>	<b>35.99</b> kit

## Top Wood Header Only Mounting Fastener Kit

28-29	Tudor Sedan, 10 pieces, use with TWC101A .....	<b>A800400</b> <sup>Δ</sup>	<b>6.99</b> kit
-------	--	-----------------------------	-----------------

## Body Wood Mounting Fastener Kit

30-31	Standard and Deluxe Coupe, 212 pieces, use with BW140 .....	<b>A800500</b> <sup>Δ</sup>	<b>16.99</b> kit
-------	---	-----------------------------	------------------



## Cotter Pin Sets



28-31	Plain steel, 163 pieces, assorted sizes .....	<b>A80037</b> <sup>Δ</sup>	<b>7.99</b> set
28-31	Stainless steel, 163 pieces, assorted sizes .....	<b>A80037S</b> <sup>Δ</sup>	<b>13.99</b> set

## Cotter Pin Installation Tool



28-31	Allows you to hold the head of the cotter pin steady while bending the cotter pin ...	<b>28-72874</b> <sup>Δ</sup>	<b>15.49</b> ea.
-------	---	------------------------------	------------------

## Rivet Sets and Kits



28-31	Front cross member rivet set, 16 pieces .....	<b>A5020R</b> <sup>Δ</sup>	<b>6.99</b> set
28-31	Front cross member rivet set, oversized rivets, 16 pieces .....	<b>A5020ROS</b> <sup>Δ</sup>	<b>6.99</b> set
28-31	Center or rear cross member rivet set, 26 pieces .....	<b>A5021R</b> <sup>Δ</sup>	<b>9.99</b> set
28-31	Floor pan rivet kit, 66 pieces .....	<b>A23200</b> <sup>Δ</sup>	<b>6.99</b> kit
28-31	Running board bracket rivet kit, 16 pieces .....	<b>A23201</b> <sup>Δ</sup>	<b>6.99</b> kit
28-31	Spare tire side mount bracket rivet kit, 4 pieces .....	<b>A23202</b> <sup>Δ</sup>	<b>2.49</b> kit
28-31	Door welting rivet kit, 18 pieces .....	<b>A23203</b> <sup>Δ</sup>	<b>3.99</b> kit
28-31	Hood trim rivet kit, 12 pieces, attaches leather corners and rubber hood bumpers .....	<b>A23204</b> <sup>Δ</sup>	<b>2.49</b> kit
28-31	Hood welting rivet kit, 46 pieces, attaches welting to cowl and radiator shell .....	<b>A23205</b> <sup>Δ</sup>	<b>6.99</b> kit

## Rivet Tools

### Peening Tools

Gives rivet a peened appearance. Fits standard air gun.



ALL	1/4" diameter .....	<b>X22902</b> <sup>Δ</sup>	<b>19.99</b> ea.
ALL	3/16" diameter .....	<b>X22903</b> <sup>Δ</sup>	<b>24.95</b> ea.
ALL	5/16" diameter .....	<b>X22904</b> <sup>Δ</sup>	<b>29.99</b> ea.

### Rivet Upset Tool Set

Includes bucking bar. Will roll any tubular rivet, concave end fits rivet head to support the rivet while it is upset.



ALL	Hand held .....	<b>X22905</b> <sup>Δ</sup>	<b>10.99</b> set
-----	-----------------	----------------------------	------------------

### Waffle Tool

For setting body rivets.



ALL	Use with a .401" diameter shank air tool .....	<b>X22906</b> <sup>Δ</sup>	<b>28.99</b> ea.
-----	--	----------------------------	------------------

### Drill Tool

For removing rivets from floor pans and bodies. Finds center of old rivets and guides drill.



ALL	For 3/16" head rivets .....	<b>X22907</b> <sup>Δ</sup>	<b>22.99</b> ea.
-----	-----------------------------	----------------------------	------------------



## Lubricator Fitting Set

**Save**

1-piece	12 pieces	23 pieces	4 pieces
<b>A772096</b>	<b>A772091M</b>	<b>A772090</b>	<b>A772095</b>
28-31 40 pieces, includes original water pump fitting and modern grease fittings... <b>A772090S<sup>Δ</sup></b>	<b>19.99 set</b>		

## Grease Gun Fitting Adapter

Adapts modern grease gun to work with original-style grease fittings.

28-31 ..... **28-25242<sup>Δ</sup>** **4.99 ea.**

## Grease Fittings

2 for the front spindle top fitting and 28 to early 30 emergency brake cross shaft drive.

28-31 3/8" drive, 25°, original (2 required) ..... **A772089<sup>Δ</sup>** **0.99 ea.**

Used on seven tooth gear box.

Use 600W oil only, as grease will not work.

28-29 1/8" pipe, with ball check... **A772088<sup>Δ</sup>** **3.49 ea.**

1 for the water pump (front), 1 for the steering sector shaft, 2 for the rear wheel bearings, 2 for the clutch and brake pedal bushing (used May 30–end), 2 for the tie rod (until Sept. 30) and 1 for the steering box (used until Oct. 29, when it was replaced by a 1/4" pipe plug).

28-31 1/8" threaded, straight, modern ..... **A772090<sup>Δ</sup>** **0.95 ea.**

2 for the front brake shaft, 2 for the drag link,

2 for the front tie rod (used after Sept. 30)

2 on the front spindles (lower), 2 on the rear brake camshaft and 8 on the spring shackles.

28-31 5/16" drive, straight, 18 pieces, original, sold individually below ..... **A772091S<sup>Δ</sup>** **7.99 set**

**MAC's buy! \$ save \$**

28-31 5/16" drive, straight, original, see set above (18 required)..... <b>A772091<sup>Δ</sup></b>	28-31 5/16" drive, straight, modern (as required) ..... <b>A772091M<sup>Δ</sup></b>	28-31 5/16" threaded, 65°, with internal ball valve (4 required)..... <b>A772092<sup>Δ</sup></b>	28-31 5/16" threaded, 65°, original design, but with modern ball check valve (4 required)..... <b>A772092M<sup>Δ</sup></b>	28-31 3/8" threaded, straight (10 required)..... <b>A772099<sup>Δ</sup></b>
<b>2.49 ea.</b>	<b>0.99 ea.</b>	<b>1.99 ea.</b>	<b>3.99 ea.</b>	<b>0.99 ea.</b>

28-31 1/8" pipe, 65°, modern, shocks (as required) ..... <b>A772093<sup>Δ</sup></b>	28-31 1/8" pipe, 90°, modern (as required) ..... <b>A772094<sup>Δ</sup></b>	28-31 1/8" pipe, 45°, modern (as required) ..... <b>A772095<sup>Δ</sup></b>	28-31 Water pump, original, brass with cap..... <b>A772096<sup>Δ</sup></b>
<b>1.99 ea.</b>	<b>0.99 ea.</b>	<b>1.99 ea.</b>	<b>3.99 ea.</b>

## Grease Fitting Driver

For installing press-in original and modern-style fittings.

28-31 ..... **A772097<sup>Δ</sup>** **7.99 ea.**

## Grease Fitting Adapter Set

Converts drive type to threaded.

28-31 4 pieces ..... **A772098S<sup>Δ</sup>** **2.99 set**  
 28-31 Individual adapter (as required) ..... **A772098<sup>Δ</sup>** **0.99 ea.**

## Street Rod Grease Fittings (as required)

### Chrome-Plated, Modern

ALL 1/4"-28 45°	<b>SR57546<sup>Δ</sup></b>	<b>2.99 ea.</b>
ALL 1/4"-28 straight	<b>SR57547<sup>Δ</sup></b>	<b>1.99 ea.</b>
ALL 1/4"-28 90°	<b>SR57548<sup>Δ</sup></b>	<b>2.99 ea.</b>
ALL 1/8" pipe 45°	<b>SR57549<sup>Δ</sup></b>	<b>2.99 ea.</b>
ALL 1/8" pipe straight	<b>SR57550<sup>Δ</sup></b>	<b>1.99 ea.</b>
ALL 1/8" pipe 90°	<b>SR57551<sup>Δ</sup></b>	<b>2.99 ea.</b>

### Stainless Steel, Modern

ALL 1/4"-28 90°	<b>SR88546<sup>Δ</sup></b>	<b>11.99 ea.</b>
ALL 1/4"-28 straight	<b>SR88547<sup>Δ</sup></b>	<b>4.99 ea.</b>

## Body and Trim Nails (as required)

### Nail Style 3

Commonly used in Model A Fords.

.074" diameter x 3/4" long, .165" diameter oval head.

28-31 Package of 100 ..... **NAIL3/100<sup>Δ</sup>** **1.99 pkg**  
 28-31 Package of 500 ..... **NAIL3/500<sup>Δ</sup>** **7.99 pkg**  
 28-31 Sold by the pound (approximately 1,000 +/- nails) ..... **NAIL3/BULK<sup>Δ</sup>** **17.99 lb.**

### Nail Style 4

Used to attach top mouldings and rain gutters.

.085" diameter x 7/8" long, .165" diameter flat head.

28-31 Package of 100 ..... **NAIL4/100<sup>Δ</sup>** **3.99 pkg**  
 28-31 Package of 500 ..... **NAIL4/500<sup>Δ</sup>** **11.99 pkg**  
 28-31 Sold by the pound (approximately 750 +/- nails) ..... **NAIL4/BULK<sup>Δ</sup>** **32.99 lb.**

### Nail Style 5

Stainless steel—used where rusting might be a problem. .083" diameter x 3/4" long, .190" diameter oval head.

28-31 Stainless steel, package of 100 ..... **NAIL5/100<sup>Δ</sup>** **6.99 pkg**  
 28-31 Stainless steel, package of 500 ..... **NAIL5/500<sup>Δ</sup>** **14.99 pkg**  
 28-31 Sold by the pound (approximately 700 +/- nails) ..... **NAIL5/BULK<sup>Δ</sup>** **17.99 lb.**

## Safety Wire

ALL 1/4 lb. spool, .032" diameter, stainless steel, approximately 90' long ..... **SAFETYWIRE<sup>Δ</sup>** **9.99 spool**

By 1932 Henry Ford had perfected his 4 cylinder engine. MAC's offers a complete line of Model B Engine parts for Model A enthusiasts who want to add a little "oomph" to their ride.

## Complete Engine Gasket Set



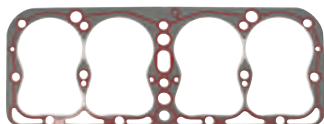
32-34 4 cylinder Model B, steel gasket.....**B-6008-S<sup>Δ</sup>** **81.99** set

## Head Gaskets



32-34 Copper, 4 cylinder Model B.....**B-6051-C<sup>Δ</sup>** **39.99** ea.

32-34 Steel, 4 cylinder Model B.....**B-6051-S<sup>Δ</sup>** **44.99** ea.



32-34 Modern, Silicone coated, no sealant is needed with this gasket, the silicone coating virtually stops all coolant leaks, 4 cylinder Model B.....**B-6051-M<sup>Δ</sup>** **39.99** ea.

## Head Stud Sets




32-34 14 studs and 14 nuts, 4 cylinder Model B.....**B-6066-S<sup>Δ</sup>** **24.99** set



32-34 Same as above, except heat-treated, chrome moly steel studs and grade 5 nuts, can handle higher torque, a must for all high compression heads. Please note: Do not install without washers, B6063.....**B-6066-SHD<sup>Δ</sup>** **49.99** set

## Engine Snubber Rebuild Kit



32-33 4 cylinder Model B.....**B-6085<sup>Δ</sup>** **29.99** kit

## Connecting Rod Sets

4 cylinder Model B. Standard crankshaft diameter is 1.872". 1 set does 1 car.



32-34 Standard \*.....**B-6200-S<sup>Δ</sup>** **350.99** set

32-34 .010" \*.....**B-6200-10<sup>Δ</sup>** **350.99** set

32-34 .020" \*.....**B-6200-20<sup>Δ</sup>** **350.99** set

32-34 .030" \*.....**B-6200-30<sup>Δ</sup>** **350.99** set

32-34 .040" \*.....**B-6200-40<sup>Δ</sup>** **350.99** set

\*Please see this part on our Model A Ford website MacsAutoParts.com for complete instructions and a printable service form.

Please be aware that these parts are meant to enhance your Model A. Some professional assistance might be required when installing. Not all of these parts are install-and-go; some alterations to your vehicle might be required.

## Main Bearing Sets, Insert Style

Modern insert-style main bearings are not a direct replacement to the original babbitt-style bearings. Each set includes instructions, but the block MUST be machined to accept these new bearings.



32-34 Standard, 3 pair.....**B-6331/S<sup>Δ</sup>** **101.99** set

32-34 .010" oversized, 3 pair.....**B-6331/10<sup>Δ</sup>** **101.99** set

32-34 .020" oversized, 3 pair.....**B-6331/20<sup>Δ</sup>** **101.99** set

32-34 .030" oversized, 3 pair.....**B-6331/30<sup>Δ</sup>** **101.99** set

32-34 .040" oversized, 3 pair.....**B-6331/40<sup>Δ</sup>** **101.99** set

## Main Bearing Thrust Washer



32-34 Brass, MUST use when converting babbitt-style main bearing to the modern insert-style components listed above (3 required).....**B-6332<sup>Δ</sup>** **13.99** ea.

## Rear Main Oil Seals



32-34 Aluminum, as original, seats in block, 4 cylinder Model B.....**B-6335-AL<sup>Δ</sup>** **56.99** ea.



32-34 Aluminum, for engines which have been modified and no longer have the slinger on the crankshaft, use with B-6335 seal, 4 cylinder Model B.....**B-6335-ALM<sup>Δ</sup>** **81.99** ea.



32-34 Nitrile, use with B-6335-ALM, 4 cylinder Model B.....**B-6335<sup>Δ</sup>** **24.99** ea.

## Main Bearing Shim Set



32-34 6 pieces, 4 cylinder Model B.....**B-6340/46-S<sup>Δ</sup>** **14.99** set



## Valve Cover Gasket



32-34 Model B and C ..... **B-6521<sup>A</sup>** 10.49 ea.

## Oil Pan Gasket Set



32-34 4 pieces, 4 cylinder Model B ..... **B-6781** 12.99 set

## Water Pump Gasket



32-34 4 cylinder Model B ..... **B-8507<sup>A</sup>** 0.99 ea.

## Fuel Pump Rebuild Kit



32-34 4 cylinder Model B ..... **B-9349-A<sup>A</sup>** 66.99 kit

## Fuel Pump Diaphragm



32-34 Includes gaskets ..... **68-9398<sup>A</sup>** 13.99 ea.

## Fuel Pump Stand-to-Block Gasket



32-34 4 cylinder Model B ..... **B-9374<sup>A</sup>** 2.49 ea.

## Needle and Seat Set



32-34 Zenith, 4 cylinder Model B, grose jet..... **B-9564<sup>A</sup>** 19.99 set

## Venturi




32-34 Zenith, single, machined, not die-cast, which offers better fit and air flow, 4 cylinder Model B, made in the USA ..... **B-9586<sup>A</sup>** 9.99 ea.

## Carburetor Gasket Set



32-34 Zenith, 8 pieces, 4 cylinder Model B ..... **B-9502<sup>A</sup>** 2.99 set

## Carburetor Repair Kit



32-34 Zenith, Model B and C, 18 pieces ..... **B-9590-Z<sup>A</sup>** 71.99 kit

## Carburetor Float



32-34 Brass, Zenith, 4 cylinder, Model B ..... **B-9550<sup>A</sup>** 24.99 ea.

## Carburetor Float Assist Spring



32-34 Zenith, 4 cylinder, Model B ..... **B-9651<sup>A</sup>** 15.99 ea.

## Rebuilt Starter



32-34 Less Bendix drive, Model B, starter switch 3 hole mounting pattern \* ..... **B-11002<sup>A</sup>** 191.99 ea.

\*Please see our Model A Ford website for complete instructions and a printable service form.

## Distributor Hardware Kit



32-34 4 cylinder Model B, 17 pieces ..... **B-12102-KT<sup>A</sup>** 11.99 kit

## Ignition Point Set



32-34 4 cylinder Model B, original-style, points and contact screw ..... **B-12199<sup>A</sup>** 19.99 set

## Spark Plug Wire Connector Set



32-34 Bronze, 3-13/16", 4 cylinder Model B, 4 pieces ..... **B-12275<sup>A</sup>** 6.99 set

## Condenser



32-34 4 cylinder Model B ..... **B-12300<sup>A</sup>** 14.99 ea.

If you haven't already installed seat belts in your classic ride, we highly recommend it. Our universal-style seat belts feature a chrome lift latch and are available in 14 colors to match almost any interior. Sold per passenger, each belt includes washers, bolts, nuts and basic instructions on how (but not where) to install.

The 60" size is standard, for a little extra breathing room, order the 74" length. Proper installation is at the risk and responsibility of the customer.




### 60" Long (as required)


ALL	Black.....	SEATBELT-BLK60 <sup>Δ</sup>	29.99 ea.
ALL	Bright red.....	SEATBELT-BRD60 <sup>Δ</sup>	29.99 ea.
ALL	Brown.....	SEATBELT-BRN60 <sup>Δ</sup>	29.99 ea.
ALL	Dark blue.....	SEATBELT-DBL60 <sup>Δ</sup>	29.99 ea.
ALL	Dark gray.....	SEATBELT-DGR60 <sup>Δ</sup>	29.99 ea.
ALL	Dark green.....	SEATBELT-DKG60 <sup>Δ</sup>	29.99 ea.
ALL	Dark red.....	SEATBELT-DRD60 <sup>Δ</sup>	29.99 ea.
ALL	Dark tan.....	SEATBELT-DTN60 <sup>Δ</sup>	29.99 ea.
ALL	Light blue.....	SEATBELT-LBL60 <sup>Δ</sup>	29.99 ea.
ALL	Light gray.....	SEATBELT-LGR60 <sup>Δ</sup>	29.99 ea.
ALL	Light tan.....	SEATBELT-LTN60 <sup>Δ</sup>	29.99 ea.
ALL	Medium blue.....	SEATBELT-MBL60 <sup>Δ</sup>	29.99 ea.
ALL	Turquoise.....	SEATBELT-TUR60 <sup>Δ</sup>	29.99 ea.
ALL	White.....	SEATBELT-WHT60 <sup>Δ</sup>	29.99 ea.
ALL	Black with black wrinkle finish buckle.....	SEATBELT-BB60BLK <sup>Δ</sup>	44.99 ea.

### 74" Long (as required)


ALL	Black.....	SEATBELT-BLK74 <sup>Δ</sup>	29.99 ea.
ALL	Bright red.....	SEATBELT-BRD74 <sup>Δ</sup>	29.99 ea.
ALL	Brown.....	SEATBELT-BRN74 <sup>Δ</sup>	29.99 ea.
ALL	Dark blue.....	SEATBELT-DBL74 <sup>Δ</sup>	29.99 ea.
ALL	Dark gray.....	SEATBELT-DGR74 <sup>Δ</sup>	29.99 ea.
ALL	Dark green.....	SEATBELT-DKG74 <sup>Δ</sup>	29.99 ea.
ALL	Dark red.....	SEATBELT-DRD74 <sup>Δ</sup>	29.99 ea.
ALL	Dark tan.....	SEATBELT-DTN74 <sup>Δ</sup>	29.99 ea.
ALL	Light blue.....	SEATBELT-LBL74 <sup>Δ</sup>	29.99 ea.
ALL	Light gray.....	SEATBELT-LGR74 <sup>Δ</sup>	29.99 ea.
ALL	Light tan.....	SEATBELT-LTN74 <sup>Δ</sup>	29.99 ea.
ALL	Medium blue.....	SEATBELT-MBL74 <sup>Δ</sup>	29.99 ea.
ALL	Turquoise.....	SEATBELT-TUR74 <sup>Δ</sup>	29.99 ea.
ALL	White.....	SEATBELT-WHT74 <sup>Δ</sup>	29.99 ea.
ALL	Black with black wrinkle finish buckle.....	SEATBELT-BB74BLK <sup>Δ</sup>	48.99 ea.




SEATBELT-BLK60  
SEATBELT-BLK74




SEATBELT-BRD60  
SEATBELT-BRD74




SEATBELT-BRN60  
SEATBELT-BRN74



SEATBELT-DBL60  
SEATBELT-DBL74



SEATBELT-DGR60  
SEATBELT-DGR74




SEATBELT-DKG60  
SEATBELT-DKG74




SEATBELT-DRD60  
SEATBELT-DRD74



SEATBELT-DTN60  
SEATBELT-DTN74



SEATBELT-LBL60  
SEATBELT-LBL74



SEATBELT-LGR60  
SEATBELT-LGR74



SEATBELT-LTN60  
SEATBELT-LTN74



SEATBELT-MBL60  
SEATBELT-MBL74



SEATBELT-TUR60  
SEATBELT-TUR74




SEATBELT-WHT60  
SEATBELT-WHT74

ALL Seat belt retractors, want an easy way to keep your belts from falling out of the car and onto the ground, or getting tangled up in your legs? Simply clip on one of our retractors and your problem is solved. The next time you unbuckle your seat belt, the roller will take care of getting it out of the way neatly and quickly. This is a great solution to a common problem.... **SEATBELT-CLIP<sup>Δ</sup>** 19.99 pr.



For information on installing your new seat belts, order either AMH2, "How to Restore your Model A," or AV6, "Model A For Mechanics Handbook." Both have sections dedicated to seat belt installation.



**Check the NEW  
MacsAutoParts.com  
for all the newest parts  
and latest prices**





*MAC's is proud to offer a complete selection of car covers for your Model A. It doesn't matter whether you have a sun visor, side mount spare tire, or trunk, the car cover is sure to fit because it has been made for your specific Model A. We encourage you to visit our MacsAutoParts.com and see for yourself the many different options available.*

### Poly-Cotton Blend Car Covers

28-31	Roadster .....	<b>28-71422<sup>A</sup></b>	<b>209.99</b> ea.
28-31	Same as above, except with FD-1 logo....	<b>28-71659<sup>A</sup></b>	<b>234.99</b> ea.
28-31	Same as above, except with FD-10 logo..	<b>28-72643<sup>A</sup></b>	<b>226.95</b> ea.
28-31	Same as above, except with FD-12 logo..	<b>28-72655<sup>A</sup></b>	<b>226.95</b> ea.
28-31	Same as above, except with FD-24 logo..	<b>28-72668<sup>A</sup></b>	<b>226.95</b> ea.
28-31	Same as above, except with FD-25 logo..	<b>28-72680<sup>A</sup></b>	<b>226.95</b> ea.
28-31	Coupe .....	<b>28-71374<sup>A</sup></b>	<b>209.99</b> ea.
28-31	Same as above, except with FD-1 logo....	<b>28-71602<sup>A</sup></b>	<b>234.99</b> ea.
28-31	Same as above, except with FD-10 logo..	<b>28-72480<sup>A</sup></b>	<b>226.95</b> ea.
28-31	Same as above, except with FD-12 logo..	<b>28-72485<sup>A</sup></b>	<b>226.95</b> ea.
28-31	Same as above, except with FD-24 logo..	<b>28-72490<sup>A</sup></b>	<b>226.95</b> ea.
28-31	Same as above, except with FD-25 logo..	<b>28-72496<sup>A</sup></b>	<b>226.95</b> ea.
28-31	Sport Coupe .....	<b>28-71459<sup>A</sup></b>	<b>209.99</b> ea.
28-31	Same as above, except with FD-1 logo....	<b>28-71703<sup>A</sup></b>	<b>226.95</b> ea.
28-31	Same as above, except with FD-10 logo..	<b>28-72788<sup>A</sup></b>	<b>226.95</b> ea.
28-31	Same as above, except with FD-12 logo..	<b>28-72801<sup>A</sup></b>	<b>226.95</b> ea.
28-31	Same as above, except with FD-24 logo..	<b>28-72814<sup>A</sup></b>	<b>226.95</b> ea.
28-31	Same as above, except with FD-25 logo..	<b>28-72828<sup>A</sup></b>	<b>226.95</b> ea.
28-31	Sedan, with straight windshield .....	<b>28-71176<sup>A</sup></b>	<b>209.99</b> ea.
28-31	Same as above, except with FD-1 logo....	<b>28-71513<sup>A</sup></b>	<b>226.95</b> ea.
28-31	Same as above, except with FD-10 logo..	<b>28-72106<sup>A</sup></b>	<b>226.95</b> ea.
28-31	Same as above, except with FD-12 logo..	<b>28-72120<sup>A</sup></b>	<b>226.95</b> ea.
28-31	Same as above, except with FD-24 logo..	<b>28-72133<sup>A</sup></b>	<b>226.95</b> ea.
28-31	Same as above, except with FD-25 logo..	<b>28-72146<sup>A</sup></b>	<b>226.95</b> ea.
28-31	Deluxe Delivery Sedan .....	<b>28-71327<sup>A</sup></b>	<b>242.99</b> ea.
28-31	Same as above, except with logo.....	<b>28-71511<sup>A</sup></b>	<b>286.99</b> ea.
28-31	Roadster Pickup .....	<b>28-71867<sup>A</sup></b>	<b>224.99</b> ea.
28-31	Same as above, except with logo.....	<b>28-71872<sup>A</sup></b>	<b>249.99</b> ea.

28-31	Phaeton .....	<b>28-71332<sup>A</sup></b>	<b>199.95</b> ea.
28-31	Same as above, except with FD-1 logo....	<b>28-71558<sup>A</sup></b>	<b>226.95</b> ea.
28-31	Same as above, except with FD-10 logo..	<b>28-72264<sup>A</sup></b>	<b>275.95</b> ea.
28-31	Same as above, except with FD-12 logo..	<b>28-72271<sup>A</sup></b>	<b>275.95</b> ea.
28-31	Same as above, except with FD-24 logo..	<b>28-72280<sup>A</sup></b>	<b>275.95</b> ea.
28-31	Same as above, except with FD-25 logo..	<b>28-72316<sup>A</sup></b>	<b>275.95</b> ea.
28-31	Closed Cab Pickup .....	<b>28-71389<sup>A</sup></b>	<b>257.79</b> ea.
28-31	Same as above, except with FD-1 logo....	<b>28-71613<sup>A</sup></b>	<b>226.95</b> ea.
28-31	Same as above, except with FD-10 logo..	<b>28-72535<sup>A</sup></b>	<b>226.95</b> ea.
28-31	Same as above, except with FD-12 logo..	<b>28-72538<sup>A</sup></b>	<b>226.95</b> ea.
28-31	Same as above, except with FD-24 logo..	<b>28-72541<sup>A</sup></b>	<b>226.95</b> ea.
28-31	Same as above, except with FD-25 logo..	<b>28-72544<sup>A</sup></b>	<b>226.95</b> ea.
29-31	Cabriolet .....	<b>28-71350<sup>A</sup></b>	<b>199.95</b> ea.
29-31	Same as above, except with FD-1 logo....	<b>28-71583<sup>A</sup></b>	<b>226.95</b> ea.
29-31	Same as above, except with FD-10 logo..	<b>28-72392<sup>A</sup></b>	<b>265.95</b> ea.
29-31	Same as above, except with FD-12 logo..	<b>28-72408<sup>A</sup></b>	<b>226.95</b> ea.
29-31	Same as above, except with FD-24 logo..	<b>28-72417<sup>A</sup></b>	<b>226.95</b> ea.
29-31	Same as above, except with FD-25 logo..	<b>28-72425<sup>A</sup></b>	<b>226.95</b> ea.
29-31	Station Wagon .....	<b>28-71474<sup>A</sup></b>	<b>242.99</b> ea.
29-31	Same as above, except with logo.....	<b>28-71729<sup>A</sup></b>	<b>286.99</b> ea.
31-31	Slant Windshield Sedan .....	<b>28-71248<sup>A</sup></b>	<b>199.95</b> ea.
31-31	Same as above, except with FD-1 logo....	<b>28-71539<sup>A</sup></b>	<b>226.95</b> ea.
31-31	Same as above, except with FD-10 logo..	<b>28-72207<sup>A</sup></b>	<b>226.95</b> ea.
31-31	Same as above, except with FD-12 logo..	<b>28-72213<sup>A</sup></b>	<b>226.95</b> ea.
31-31	Same as above, except with FD-24 logo..	<b>28-72219<sup>A</sup></b>	<b>226.95</b> ea.
31-31	Same as above, except with FD-25 logo..	<b>28-72225<sup>A</sup></b>	<b>226.95</b> ea.
31-31	400A Convertible Sedan .....	<b>28-71324<sup>A</sup></b>	<b>200.99</b> ea.
31-31	Same as above, except with logo.....	<b>28-71508<sup>A</sup></b>	<b>244.99</b> ea.
30-31	Victoria .....	<b>28-71473<sup>A</sup></b>	<b>200.99</b> ea.
30-31	Same as above, except with logo.....	<b>28-71728<sup>A</sup></b>	<b>237.99</b> ea.



**FD-12**  
(5" HEIGHT)



**FD-24**  
(8" WIDE)



**FD-1**  
(8" HEIGHT)



**FD-10**  
(8" WIDE)



**FD-25**  
(6" HEIGHT)

## Car Cover Accessories

### Car Cover Lock



Secure your cover so it doesn't blow off in the wind, comes complete with lock, cable and snap-together grommets

ALL ..... **28-44011<sup>A</sup>** **11.99** ea.

### Car Cover Antenna Grommet



If you can't unscrew your antenna mast, you can cut a slit in your car cover and this grommet will keep the edges from fraying.

ALL ..... **28-44010<sup>A</sup>** **3.99** ea.

### Storage Bag



Works for any and all car covers for storage and protection.

ALL ..... **ZBAG<sup>A</sup>** **11.99** ea.





## Glass Note

All glass is clear AS1 safety glass 1/4" thick. This safety glass works very well and presents no fitting or installation problems. Your glass will be shipped in special oversized boxes that will ensure safe delivery.

Unfortunately, we cannot ship glass outside of the contiguous US as the risk of damage is too great.

All glass sets are custom made and will not be produced until we have all the required information for your vehicle. As they are custom made, they typically take 2-4 weeks to fabricate and ship.

## Standard Roadster and Standard Phaeton

Set contains: windshield and back glass.

30-31 40B-Std and 35B ..... **AG4<sup>Δ</sup>** **362.99** set

## Deluxe Roadster and Deluxe Phaeton

Set contains: windshield and back glass.

30-31 40B-Del and 180A ..... **AG6<sup>Δ</sup>** **168.99** set

## Cabriolet

Set contains: windshield, 2 door glasses and back glass.

1929 68A ..... **AG9<sup>Δ</sup>** **339.99** set

30-31 68B ..... **AG11<sup>Δ</sup>** **325.99** set

L31 Slant Windshield, 68C ..... **AG10<sup>Δ</sup>** **318.99** set

## Standard and Special Coupe

Set contains: windshield, 2 door glasses, 2 quarter glasses and back glass.

28-29 Roll down back window is 10-7/8" at center, 45A and 49A ..... **AG13A<sup>Δ</sup>** **431.99** set

28-29 Stationary back window is 10-5/8" at center, 45A and 49A ..... **AG13B<sup>Δ</sup>** **467.99** set

## Standard Coupe and Deluxe Coupe

Set contains: windshield, 2 door glasses, 2 quarter glasses and back glass.

30-31 45B-Std and 45B-Del ..... **AG14<sup>Δ</sup>** **523.99** set

## Business Coupe

Set contains: windshield, 2 door glasses, 2 quarter glasses and back glass.

1929 Back window is 6" x 15.5", 54A ..... **AG15A<sup>Δ</sup>** **340.99** set

1929 Back window is 8.5" x 19.5", 54A ..... **AG15B<sup>Δ</sup>** **340.99** set

## Sport Coupe

Set contains: windshield, 2 door glasses and back glass.

1929 Back window is 6" x 15.5", 50A ..... **AG16A<sup>Δ</sup>** **340.99** set

1929 Back window is 8.5" x 19.5", 50A ..... **AG16B<sup>Δ</sup>** **325.99** set

30-31 50B ..... **AG17<sup>Δ</sup>** **330.99** set

## Victoria

Set contains: windshield, 2 door glasses, 2 quarter glasses and back glass.

30-31 190A ..... **AG18<sup>Δ</sup>** **440.99** set

## Tudor

Set contains: windshield, 2 door glasses, 2 quarter glasses and back glass.

28-29 Back window is 10-7/8" at center, 55A ..... **AG21A<sup>Δ</sup>** **507.99** set

28-29 Back window is 10-5/8" at center, 55A ..... **AG21B<sup>Δ</sup>** **507.99** set

30-31 55B ..... **AG22<sup>Δ</sup>** **523.99** set

## Fordor

Set contains: windshield, 4 door glasses and back glass.

28-29 2-Window, 60A and 60B ..... **AG23<sup>Δ</sup>** **481.99** set

29-30 2-Window, 60C, 170A and 170B ..... **AG24<sup>Δ</sup>** **481.99** set

L31 Deluxe Fordor, 2-Window, Slant Windshield, 160C ..... **AG27<sup>Δ</sup>** **485.99** set

## Standard Fordor and Town Sedan

Set contains: windshield, 4 door glasses, 2 quarter glasses and back glass.

29-31 Murray, 155A, 155C, 165A and 165C ..... **AG33<sup>Δ</sup>** **710.99** set

29-31 Briggs, 155B, 155D, 165B and 165D ..... **AG34<sup>Δ</sup>** **710.99** set

L31 Slant Windshield, 160A and 160B ..... **AG26<sup>Δ</sup>** **572.99** set

## Closed Cab Pickup

Set contains: windshield, 2 door glasses and back glass.

28-30 Door is 25-1/4" x 19-3/4", back window is 6" x 12" ..... **AG36<sup>Δ</sup>** **374.99** set

30-31 Door is 16" x 27", back window is 12" x 24" ..... **AG37<sup>Δ</sup>** **316.99** set

## Glass Bedding Roll



ALL 10' x 1-1/2" x 1/16", holds glass to the frame ..... **A45963X<sup>Δ</sup>** **9.99** roll

## Glass Installation Tool

Will not scratch or chip glass.

ALL Nylon ..... **RSP216<sup>Δ</sup>** **2.49** ea.

## Hook Tools



ALL Use to install windshield and back glass ..... **RSP253<sup>Δ</sup>** **14.99** ea.

ALL Used to adjust seal edges without tearing or puncturing, clean trim and glass grooves or access hard-to-reach places ..... **RSP254** **19.99** ea.

## Glass Silicone Sealers

10.3 oz. cartridge.



ALL Black ..... **RSP408BL<sup>Δ</sup>** **11.99** ea.

ALL Clear ..... **RSP408C<sup>Δ</sup>** **9.99** ea.

## Quick Release Agent

Makes removal of windshield and back glass easier by softening or dissolving the old adhesive.



ALL 14 oz. spray can \* ..... **RSP958<sup>Δ</sup>** **14.99** ea.

**All glass in this section is also available as individual pieces or tinted. Check MacsAutoParts.com for details.**

**GREEN**—comparable to modern automotive tint, sample piece #glassgreen.

**LITE GREY**—lite blackish tint appearance, sample piece #glassgrey.

**LITE BRONZE**—lite brown tint appearance, sample piece #glassbronze.




The swatches provided above are color simulations only, because of variations in catalog printing, MAC's suggests you order a sample. Send \$1.00 for each 1" x 1" tinted sample you desire, letting us know which sample(s) you're interested in!

*\*Custom Order Tinted Glass Is Not Returnable For Any Reason.\**



## Model A Restoration Books



- 28-48 **Chassis Parts and Accessories Catalog**, "The Green Bible," detailed illustrations showing parts, interchanges and applications, 802 pages ... **VB120<sup>A</sup>** **56.99** ea.
- 28-48 **Chassis Parts and Accessories Catalog CD**, same as above, except on CD, which makes it easier to print a page or section and take it out into the garage with you, you don't have to lug around a heavy shop manual, Windows operating system only ..... **VB120-CD<sup>A</sup>** **31.99** ea.
- 28-56 **Ford Truck Chassis Parts and Accessories Catalog CD**, covers 1928 through 56 Ford Truck, this CD contains the full 14 volume set, it is packed with information, in easy to print PDF format, Windows operating system only ..... **VB120T-CD<sup>A</sup>** **22.99** ea.



- 28-31 **Parts Price List**, covers engine and chassis for Model A, AA and V8, 120 pages, illustrated.... **A2<sup>A</sup>** **14.49** ea.
- 1928 **Model 'A' Instruction Book—1928**, a guide to general maintenance and simple repairs, given to every new car owner, includes information on common engine troubles and their causes, 52 pages, 31 illustrations ..... **A3<sup>A</sup>** **14.99** ea.




- 1929 **Model A Instruction Book—1929**, a reprint of the manual issued with all Model A cars from the factory, covers everything from operating instructions to general maintenance points, includes cutaway diagrams and a summary of engine troubles and their causes, more than 30 illustrations, 50 pages ..... **A329<sup>A</sup>** **16.99** ea.
- 1930 **Model A Instruction Book—1930**, same as above, except specifically for the 1930..... **A330<sup>A</sup>** **16.99** ea.



- L31 **Model 'A' Instruction Book**, a guide to general maintenance and simple repairs, given to every new car owner, includes a lubrication chart and information on AA Trucks, 50 pages, 32 illustrations..... **A3A<sup>A</sup>** **15.99** ea.
- 28-31 **Body Parts List**, complete list includes passenger, commercial and Dump Truck information, also has listing for body glass and photographs of each bodystyle, 246 pages, 50 illustrations ..... **A5<sup>A</sup>** **29.99** ea.



- 28-31 **Restoring the Open "A"s**, focuses on the Roadster and Touring cars, pictures used for demonstration and comparison are taken of original vehicles whenever possible, so you can be assured authenticity, 80 pages, 110 photos..... **POA<sup>A</sup>** **27.99** ea.
- 28-31 **Restoring the Model "A" Pickup**, this compilation of pictures used for demonstration and comparison are taken of original vehicles whenever possible, so you can be assured authenticity, 50 pages, 80 photos..... **PUA<sup>A</sup>** **28.99** ea.
- 28-31 **Restorer's Model A Shop Manual**, by Jim Schild, an accurate and well illustrated restoration and maintenance guide, with hundreds of detailed photos and drawings, softbound, 220 pages .. **ASM<sup>A</sup>** **49.99** ea.




- 28-31 **Model A Trouble Shooting and Diagnostics**, for the novice and master mechanic, this step-by-step troubleshooting guide covers performance tests, symptoms and causes, operating descriptions and analysis and testing instruments, 195 pages, 325 illustrations..... **ATD<sup>A</sup>** **30.99** ea.
- 28-31 **Model A Service Bulletins**, almost a complete collection of all dealers' bulletins in book form, billed as the encyclopedia of the Model A, an essential reference guide for anyone doing their own restoration, 320 pages..... **P1<sup>A</sup>** **53.99** ea.
- 28-31 **Model A Ford Construction, Operation and Repair**, great restoration guide for the novice or the master rebuilder, 560 pages, 300 photos..... **P6<sup>A</sup>** **40.79** ea.

## Model A Ford Mechanic's Handbook—Volume 1 and 2

Two terrific resources of how-to information on the Model A with step-by-step instructions from Les Andrews. Volume 1 includes 47 pages of engine rebuilding information. Additionally, there are separate sections on carburetors, distributors, cylinder head and camshafts. Of course, there are hundreds of pages on other Model A subjects, like electrical, transmission, brakes, steering, fuel system, window regulators, etc. Volume 2 tackles 6-to-12-volt conversion, high compression heads, balancing, downdraft carburetors and so much more. Plus, huge sections on Model A body restoration, wood repair and replacement and too much more to list. Add both of these great books to your library.

- 28-31 400 pages, 500+ illustrations, **A Must Buy!**..... **AMH<sup>A</sup>** **35.99** ea.
- 28-31 300 pages, 700+ illustrations, **A Must Buy!**..... **AMH2<sup>A</sup>** **29.99** ea.






- 28-36 **Antique Repaint Manual**, if you plan on painting your A, you simply must have this book, 50 authentic color chips, color schemes and paint preparation information, 36 pages ..... **RMB<sup>A</sup>** **29.99** ea.
- 28-31 **Paint and Finish Guide**, published by MAFCA, 78 authentic paint chips, includes paint and finish information for the Model A, including the chassis and inside body, 40 pages ..... **RMB2<sup>A</sup>** **36.99** ea.
- 30-31 **30-31 Coupe A-Z**, full of information, many illustrations, covers everything you wanted to know about 1930-31 Coupes, as well as a very good discussion of parts restoration, 173 pages ..... **A31<sup>A</sup>** **38.99** ea.

## Ford Road Series

By Ray Miller. These books are an illustrated history, with year by year detailed information. They are the most complete coverage available and include all years and body styles.



- 28-31 **Henry's Lady**, 320 pages, 1029 photos ..... **P7A<sup>A</sup>** **65.99** ea.
- 32-42 **The V8 Affair**, 303 pages, many illustrations and color photos ..... **VB81<sup>A</sup>** **72.99** ea.



- 28-31 **How to Restore Your Model A—Set of Volumes 1–8**, the complete set of *How to Restore Your Model A*, no Model A owner should be without this collection of great information ..... **AV-ST<sup>A</sup>** **161.99** set
- 28-31 **How to Restore Your Model A, Volume 1**, one of the best "how to" books available, published by the MAFCA, features excerpts from *The Restorer*, covers topics that include disassembling, rebuilding the chassis and the ignition system, 120 pages ..... **AV1<sup>A</sup>** **17.99** ea.
- 28-31 **How to Restore Your Model A, Volume 2**, covers topics that include rear end overhaul, aligning the hood and upholstery installation, 120 pages ..... **AV2<sup>A</sup>** **17.99** ea.
- 28-31 **How to Restore Your Model A, Volume 3**, covers topics including installing fender wells, rebuilding the starter and doorhandle repair, 128 pages ..... **AV3<sup>A</sup>** **17.99** ea.
- 28-31 **How to Restore Your Model A, Volume 4**, covers topics that include adjusting rod and main bearings, roll-down windows and restoring a Mail Truck, 112 pages ..... **AV4<sup>A</sup>** **16.99** ea.
- 28-31 **How to Restore Your Model A, Volume 5**, covers topics that include production of the Model A, direction signal installation and carburetor leaks, 128 pages ..... **AV5<sup>A</sup>** **17.99** ea.
- 28-31 **How to Restore Your Model A, Volume 6**, covers topics including installing frame welding, body blocks and restoration of deck lid handles, 144 pages ..... **AV6<sup>A</sup>** **17.99** ea.
- 28-31 **How to Restore Your Model A, Volume 7**, covers topics including water pumps, the oiling system, AA Truck and maintenance, repair and restoration of many parts of the Model A, 129 pages ..... **AV7<sup>A</sup>** **17.99** ea.
- 28-31 **How to Restore Your Model A, Volume 8**, covers topics which include door and deck lid handles, tuning up the front end, patching a damaged steering wheel and straightening the wheels on your Model A, 125 pages ..... **AV8<sup>A</sup>** **17.99** ea.
- 28-31 **How to Restore Your Model A, Volume 9**, covers topics that include removing a gas tank, restoring a pickup narrow bed, the ins-and-outs of Model A tires and a section on Model A tools, 130 pages ..... **AV9<sup>A</sup>** **17.99** ea.

**See our Full Selection  
of Books, Manuals,  
CDs, and DVDs at  
MacsAutoParts.com**







1928-29 STANDARD COUPE (45-A)



1928-29 SPECIAL COUPE (49-A)



1928-29 SPORT COUPE (50-A)



1930-31 SPORT COUPE (50-B)



1930-31 VICTORIA (190-A)



1931 CONVERTIBLE SEDAN (400-A)



1929 STEELBACK FORDOR (60-C)



1929-31 2-WINDOW FORDOR (170-A,B)



1931 SLANT WINDSHIELD FORDOR (160-A,B,C)



1928-29 LEATHERBACK FORDOR (60-A,B)



1930-31 DELUXE ROADSTER (40-B)



1928-29 STANDARD ROADSTER (40-A)



1928-29 OPEN CAB PICKUP (76-A)



1930-31 OPEN CAB PICKUP (76-B)



1928-29 STATION WAGON (150-A)



1930-31 STD and DLX COUPE (45-B)



1929 CABRIOLET (68-A)



1928-29 BUSINESS COUPE (54-A)



1930-31 CABRIOLET (68-B)



1928-29 TUDOR SEDAN (55-A)



1930-31 TUDOR SEDAN (55-B)



1929-31 3-WINDOW FORDOR (BRIGGS) (155-B,D/165B,D)



1929-31 3-WINDOW FORDOR (MURRAY) (155-A,C/165A,C)



1928-29 STANDARD PHAETON (35-A)



1930-31 STANDARD PHAETON (35-B)



1930-31 STANDARD ROADSTER (40-B)



1930-31 DELUXE PHAETON (180-A)



1928-29 CLOSED CAB PICKUP (82-A)



1930-31 CLOSED CAB PICKUP (82-B)



1929-31 STATION WAGON (150-B)

## MODEL A FORDOR BODY STYLE IDENTIFICATION ILLUSTRATIONS



1928-29 (60-A,B) LEATHERBACK 4-DOOR SEDAN



1929-31 (155-165 A,B,C,D) 3 WINDOW 4-DOOR SEDAN



1929-31 (170-A,B) 2 WINDOW 4-DOOR SEDAN



1931 (160-A) SLANT WINDOW 4-DOOR MURRAY SEDAN



1929 (60-C) STEELBACK 4-DOOR SEDAN

## BODY TYPE IDENTIFICATION CHART

### PASSENGER VEHICLES

BODY NAME	1928	1929	1930*	1931
Standard Phaeton	35A	35A	35B	35B
Deluxe Phaeton	—	—	180A	180A
Standard Roadster	40A	40A	40B (Std.)	40B (Std.)
Deluxe Roadster	—	—	40B (Dlx.)	40B (Dlx.)
Standard Coupe	45A	45A	45B (Std.)	45B (Std.)
Deluxe Coupe	—	—	45B (Dlx.)	45B (Dlx.)
Special Coupe	49A	49A	—	—
Sport Coupe	50A	50A	50B	50B
Business Coupe	54A	54A	—	—
Tudor Sedan	55A	55A	55B (Std.)	55B (Std.)
Deluxe Tudor Sedan	—	—	—	55B (Dlx.)
Leather Back Fordor (Brown)	60A	60A	—	—
Leather Back Fordor (Black)	—	60B	—	—
Steel Back Fordor	—	60C**	—	—
Cabriolet	—	68A	68B	68B
Cabriolet (Slant Window)	—	—	—	68C
Station Wagon	—	150A	150B*	150B
Town Sedan (Murray)	—	155A	155C	155C
Town Sedan (Briggs)	—	155B	155D	155D
Standard Fordor (Slant Window)	—	—	—	160A
Town Sedan (Slant Window)	—	—	—	160B
Deluxe Fordor	—	—	—	160C
Standard Fordor (Murray)	—	165A	165C	165C
Standard Fordor (Briggs)	—	165B	165D	165D
Standard Fordor (2 Windows)	—	170A**	170B (Std.)	—
Deluxe Fordor (2 Windows)	—	—	170B (Dlx.)	170B (Dlx.)
Victoria	—	—	190A	190A
Convertible Sedan	—	—	—	400A

### COMMERCIAL VEHICLES

BODY NAME	1928	1929	1930*	1931
Open Cab pickup	76A	76A	76B*	76B
Closed Cab pickup	82A	82A	82B*	82B
"A" Panel Delivery	79A	79A	79B*	79B
"AA" Panel Delivery (131-1/2")	85A	85A	85B*	85B
Deluxe Delivery (Standard)	130A	130A	130B*	130B
Deluxe Delivery (Drop Floor)	—	—	130B	130B
"AA" Panel Delivery (157")	—	—	—	210A
"A" Panel Delivery (Drop Floor)	—	—	—	225A
Special Delivery	—	—	—	255A
Town Car Delivery	—	—	—	295A
Deluxe Delivery ("AA")	—	—	—	300A

\*Change-over from 1929 to 1930 models was in January, 1930 for passenger cars and in June, 1930 for commercial vehicles.

\*\*If you cannot decide if your car body is a 60C or a 170A you can quickly tell by examining the front door post. If it is all steel, it is a 170A. If it has wood parts, it is a 60C.

## HOW TO TELL A BRIGGS FROM A MURRAY...

The difference between a Briggs and a Murray can be seen in the door windows. The tops of the windows are straight in a Briggs and arched in a Murray.




**Briggs:** straight top of door window opening



**Murray:** arched top of door window opening





**1928-29  
Front View**

**1928-29  
Cowl Side View**



**1930  
Front View**



**1931  
Front View**



**1930-31  
Cowl Side View**

## MODEL A CLUBS AND PUBLICATIONS

### Model A Ford Clubs

#### Model A Ford Club of America

250 South Cypress Street  
LaHabra, CA 90631-5515  
Phone: (562) 697-2712  
Fax: (562) 690-7452  
Website: mafca.com

#### Model A Restorer's Club

6721 Merriman Road  
Garden City, MI 48135  
Phone: (734) 427-9050  
Fax: (734) 427-9054  
Website: modelaford.org  
modelarestorers.org

### Model A Ford Publications

#### Old Price Guide, Old Cars Weekly

700 East State Street  
Iola, WI 54990  
Phone: (855) 864-2579  
Website: krause.com

#### Cars and Parts

PO Box 926  
Sidney, OH 45365  
Phone: (800) 448-3611  
Website: carsandparts.com

### Hemmings Motor News

222 Main St., Box 100  
Bennington, VT 05201  
Phone: (800) 227-4373, ext 79550  
Fax: (802) 447-9631  
Website: hemmings.com

### Skinned Knuckles

PO Box 6983  
Huntington Beach, CA 92615  
Phone: (714) 963-1558  
Website: skinnedknuckles.net

### Secrets of Speed

3860 Cain Run Road  
Batavia, OH 45103  
Phone: (513) 724-0700  
Fax: (513) 724-0116  
Website: secretsofspeed.com





# Join the Club

Become a Ford Classics Club member and take advantage of these perks:

- Up to **10%** off all regularly priced products
- 4 full-color issues of *Ford Classics* quarterly magazine
- Member-only promotions
- Exclusive 365-day returns (not even Amazon offers that perk)
- MAC's low-price guarantee
- Access to the industry's best experts and support
- Special toll-free number
- **FREE** technical assistance



from only  
**\$39<sup>99</sup>/year**

**MacsAutoParts.com/membership-options**



## EASY ORDERING!

We accept credit and debit cards, checks, money orders, PayPal, and first party, pre-printed checks from U.S. banks with your order. There will be a \$35 charge for all checks returned for insufficient funds.

## TELEPHONE SALES, CUSTOMER SERVICE, TECH QUESTIONS

**(877) 815-5799**

(U.S., Canada, Puerto Rico, Virgin Islands)

### Sales and Service:

Our sales and service teams look forward to assisting you. Please visit our website [ClassicChevy.com](http://ClassicChevy.com) for our hours of operation.

### Email

[sales@ecklers.net](mailto:sales@ecklers.net) or [service@ecklers.net](mailto:service@ecklers.net)

**(321) 269-9651**

International

### International Orders

Most of our items are available for our International customers (except hazardous materials). We would be more than happy to give you a shipping estimate by email at [IntlSales\\_eck@ecklers.net](mailto:IntlSales_eck@ecklers.net) or by phone at (321) 269-9651.

## Online at MacsAutoParts.com

You'll find our entire range of Model A parts on [MacsAutoParts.com](http://MacsAutoParts.com) and we're always adding NEW PRODUCTS, so check back often!



## SAVE THE SHIPPING

### FREE In-Store Pick Up!

To improve your shopping experience, we can ship your order to our showroom location in Titusville, Florida, and get the added benefit of FREE in-store pick up. Place your order by phone or online and we'll contact you when it's ready to pick up. Excludes drop-ship and truck freight items.

**DON'T FORGET**, if you choose to pick up your order, the shipping is on us.

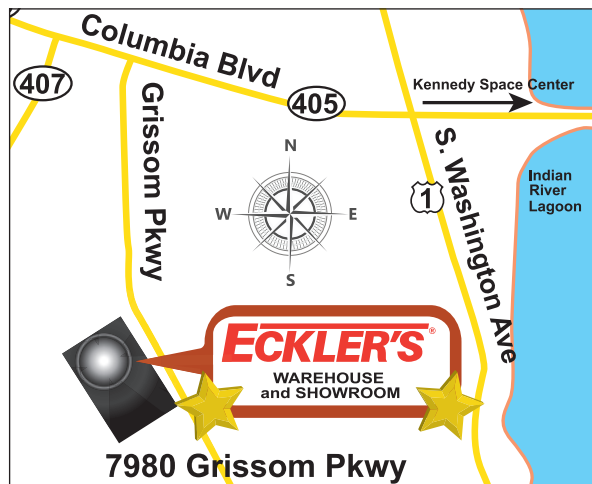


### Visit Eckler's Showroom

7980 Grissom Parkway, Titusville, FL 32780

Monday-Friday 8:00 a.m.-5:00 p.m. (EST)

Saturday 9:00 a.m.-1:00 p.m. (EST)



items with this icon need truck freight and require additional shipping charges



items with this icon are oversize or overweight and require additional shipping charges



**WARNING:** Eckler Industries, Inc. believes it is important to warn our customers that some of the products sold in this catalog contain chemicals known by the state of California to cause cancer, birth defects, or other reproductive harm. For more information visit [www.p65warnings.ca.gov](http://www.p65warnings.ca.gov).

**A**

AA Truck Parts .....	202–208
Radiator .....	207
Accelerator Parts .....	108
ACCESSORY LIGHTS SECTION .....	131–132
Adapter Ring Set, Brake .....	35
Adapter Steering Arm .....	44
Adjustable Tappets .....	74
Adjusting Arm Yoke Trunion Nut .....	86
Adjusting Cone, Eccentric .....	49
Adjusting Shaft .....	32
Adjusting Sleeve, Eccentric .....	49
Adjusting Spring .....	32
Adjustment Wedge .....	33
Alignment Plates, Rumble .....	177
Alternator .....	110
Bracket .....	111
Ammeter Section .....	113
Anti-Rattler, Brake Rod .....	36
Anti-Rattler, Steering Column .....	50
Anti-Squeak, Gas Tank .....	99
Anti-Squeak Pad, Rear Spring .....	63
Arm Clamping Bolt, Shock Absorber .....	164
Arm Cross Braces, Rear Bumper .....	162
Arm, Electric Wiper .....	157
Arm Mounting Bolts, Front Bumper .....	160
Arms, Shock Absorber .....	164
Arms, Vacuum Wiper .....	156
Arm to Body Brackets, Rear Bumper .....	162
Assist Straps .....	18
Axle Housing Bolts .....	53
Axle Shim .....	34, 54

**B**

Back of Front Seat Panels .....	215
Backing Plates, Front Bumper .....	161
Baffle, Transmission Main Gear Bearing .....	82
Bail, Light Switch .....	52
Ballast Resistor .....	123
Ball Cap Kit, Radius Rod .....	45
Ball Stud, Drag Link .....	44
Band, Emergency Brake .....	38
Band, Spare Tire .....	23
Bar Bracket, Rear Bumper .....	163
Bar End Bolts, Front Bumper .....	160
Battery	
Cables .....	143
Cable Support and Grommet .....	143
Ground Strap .....	143

Ground Strap to Frame Bolt .....	143
Battery Section .....	113–114
Box Mounting Set .....	113
Corrosion Arrestor .....	114
Disconnect Switch and Bracket .....	114
Hold Down Clamps .....	113
Hold Down Frame .....	113
Inverter, Power .....	114
Mat .....	114
Protector .....	114
Support Assemblies .....	113
Support Bottom Plate .....	113
Bearing	
Cup, Differential .....	55
Differential .....	55
Driveshaft .....	56
Main Shaft .....	82
Pilot .....	87
Sleeve, Driveshaft .....	56
Spindle Bolt .....	43
Steering Worm .....	47
Belt Rail Side Screws .....	117
“Blue Dot” All Red Lens .....	133
Blades, Vacuum Wiper .....	156
Body	
Channels .....	213
Nails .....	225
Number Plates, Briggs .....	165
Number Plates, Murray .....	165
Side Curtain Installation Tool, Open Car .....	17
Style ID Illustration .....	233
Wood, Pickup .....	199
Body to Frame Mounting Parts Section .....	57
Block Pads .....	57
Mounting Blocks .....	57
To Frame Bolts .....	57
To Frame Shims .....	57
To Frame Welt .....	57
Body Wood Kits, Closed Car Section .....	221–222
Body Wood Kits, Open Car Section .....	220
Bolt and Nut, Front Radius Ball Socket .....	45
Bolts	
Clutch Housing .....	87
Flywheel .....	87
Headlight Mounting .....	125
Side Timing Cover .....	69
Spindle .....	42
Steering Column to Frame .....	50

Torque Tube to Housing .....	55
Books and Manuals Section .....	231–232
Ford Road Series .....	232
Boot, Brake .....	40
Boot Trim, Brake .....	40
Boot Trim, Gear Shift .....	81
Bottom Plate, Battery Plate .....	113
Braces, Fender .....	147
Bracket, Brake Cross Shaft .....	41
Bracket, Hood Handle .....	58
Bracket Mounting Bolt Set, Rear Bumper .....	163
Brackets, Dash Light .....	137
Brackets, Hood Clip .....	153
Brackets, Running Board .....	58
Brackets, Tail Light .....	134
Brake and Clutch Spring Washer .....	85
Brakes	
Pedal and Clutch Shafts .....	85
Pedal Shaft Collar .....	85
Third Brake Light .....	132
Brakes Section .....	28–35
Clevis and Pin .....	37
Cross Shaft Bracket .....	37
Cross Shaft Bushings .....	37
Cross Shaft Lever Arm Pin .....	36
Drum, Rear .....	39
Drums, Front .....	28
Equalizer Floaters, Front .....	29
Hydraulic Conversion Kit .....	34
Lining Master Kit .....	31
Lining, Rivet Tool .....	31
Pedal .....	36
Rod Anti-Rattler .....	36
Rods Set .....	37, 41
Shims .....	30
Shoe Lining .....	31
Shoes, Brake .....	31
Shoe, Tools .....	31
Briggs Body Number Plates .....	165
Brushes, Generator .....	110
Brush Holders, Generator .....	110
Brush Holders, Horn .....	140
Brush, Spoke .....	21
Brush Springs, Generator .....	110
Bumper Bars and Parts .....	160–163
Bushings	
Brake Cross Shaft .....	37
Clutch and Brake Pedal .....	85
Distributor Shaft .....	122
Front Brake Shaft .....	30
Front Engine Support .....	68
Front Perch .....	43
Light Switch Rod .....	50





Lower Steering.....	50	Shaft.....	41	Nuts.....	171
Oil Pump Body.....	78	Clip Bars, Rear Spring.....	64	Sliding Door Locks.....	185
Piston Pin.....	70	Clip Cap, Hood.....	153	Top Roof Kits.....	10
Radius Ball Cap.....	45	Closed Car		Top Wood.....	219–220
Rear Brake Camshaft.....	33	Body Wood.....	221–222	Upholstery Escutcheon	
Rear Spring and Perch.....	53	Check Arm Internal Bracket.....	188	Spring.....	183
Spindle Bolt.....	43	Check Bumper.....	188	Windlace Retainer and	
Steering Column Upper.....	50	Check Post Bumper.....	188	Rivets.....	193
Water Pump.....	97	Door Bottom “H” Rubber		Window Lower Rubber Seal.....	191
Button and Pin, Brake.....	40	Seal.....	193	Window Regulator and Parts.....	187
<b>C</b>		Door Check Arm.....	188	Window Riser Crank Handles.....	183
Cables		Door Check Straps.....	188	Windshields and Parts.....	170
Battery.....	143	Door Garnish Mouldings.....	189	Cluster Bearing Spacer.....	83
Dash Lamp.....	137	Door Guide Clips.....	185	Cluster Gear.....	83
Housing, Speedometer.....	154	Door Handle Cup and		Cluster Gear Counter Shaft.....	83
Speedometer.....	154	Springs.....	182	Clutch	
Support and Grommet,		Door Handle Lock Key Blank.....	182	Adjusting Arm.....	86
Battery.....	143	Door Hinge and Parts.....	189	Brake Pedal Bushings.....	85
Cab Rear Cross Member, Pickup ...	201	Door Latches.....	184	Brake Pedal Shaft.....	85
Cam Mounting Set, Emergency		Door Lock Assembly.....	185	Disc.....	88
Brake.....	39	Door Lock Striker Plate.....	185	Disc Alignment Tool.....	88
Camshaft and Parts Section.....	71	Door Opening Header Strips.....	190	Housing Bolts.....	75
Dowel Pin.....	71	Door Pull Handle.....	182	Inspection Plate.....	85
Nut.....	71	Door Sill Plate and Screws.....	186	Inspection Plate Bolt.....	85
Nut Tool.....	71	Door Top Cover Plates and		Pedal Shaft.....	85
Reground.....	71	Screws.....	190	Release Bearing Spring, AA	
Thrust Plunger and Spring.....	71	Door Upholstery Bezel.....	185	Truck.....	207
Camshafts		Door Upholstery Clips.....	193	Release Fork.....	85
Lever.....	33	Dovetail and Screws.....	185	Release Shaft.....	85
Parts, Rear Brake.....	33	Drip Rail Tips.....	176	Shaft Arms.....	85
Cap		Felt Glass Channel and Clip.....	192	Throwout Hub.....	88
Accelerator.....	108	Female Dovetail.....	185	Clutch and Flywheel Section.....	86–88
Dash Light (Lamp).....	137	Front Door Window		Clutch and Parts Section.....	85
Hub.....	22	Channels.....	191	Coil to Distributor Wires.....	141
Oil Filler.....	80	Glass Bedding.....	191	Coil to Terminal Block Wire.....	141
Radius Rod Ball.....	45	Glass Bumper Stop.....	191	Collar Pin, Pedal Shaft.....	85
Carburetor and Parts		Glass Setting Rubber.....	191	Collar Ring, Main Shaft.....	82
Section.....	103–106	Hidem Welt Tip.....	175	Common Sense Fasteners.....	18
Carburetor, Weber.....	65	Inside Door Handle Spring.....	183	Conduit Sets.....	143
Car Covers Section.....	229	Inside Door Opener Handles.....	183	Connecting Rod, Model B	
Carpets.....	14	Inside Door Remote Rods.....	184	Engine.....	226
Cartouche Section.....	2–20	Locking Outside Door		Control Arms, Spark Ends to Gas	
Check Arm Internal Bracket,		Handles.....	182	Rods.....	49
Closed Car.....	188	Lock Knobs.....	185	Control Rods, Spark and Throttle.....	108
Check Bumper, Closed Car.....	188	Metal Glass Channels.....	191	Control Vacuum Wiper.....	156
Check Post Bumper, Closed Car.....	188	Non-Locking, Outside Door		Conversion Kit, 6- to 12-Volt.....	109
Choke Rod.....	105	Handles.....	182	Conversion Kit, Hydraulic Brakes.....	34
Choke Throttle Stop Pins.....	103	Outside Door Handle Pads.....	182	Core Information Page.....	35
Clamping Bolts, Rod End.....	44	Quarter Window Handle.....	193	Cotter Pin Sets.....	224
Clamp, Muffler Tail Pipe.....	59	Rain Gutters.....	175	Countershaft, Cluster Gear.....	83
Clamps, Rear Spring.....	64	Rear Arm Rests.....	193	Covers	
Clevis and Pin, Brake.....	37	Rear Door Window Channels.....	192	Car.....	229
Clevis, Emergency Brake Cross		Rear View Mirrors.....	158	Horn.....	139
		Slant Window Frame Tube		Spare Tire.....	27





Cowl and Door Panel Sets .....	4, 9	Diaphragm, Horn Gasket .....	139	Inner Panels, Open Car .....	218
Cowl Band Support Clips.....	153	Differential		Open Car Door.....	218
Cowl Body Parts .....	216	Bearing .....	55	Window Frames, Pickup .....	197
Cowl Lacing and Parts .....	152	Bearing Cup .....	55	Door Parts, Closed Car	
Cowl Lamps Section .....	129–130	Bearings, AA Truck .....	204	Section .....	182–185
Arm and Mounting Plate .....	129	Filler and Drain Plug .....	53	Bumper Clips .....	185
Crossover Wire and Loom.....	130	Pinion Bearing, AA Truck.....	204	Guide Clip .....	185
Grommets .....	130	Pinion Bearing Race, AA		Handle, Inside .....	183
Lamps.....	129	Truck .....	204	Handle Lock Key Blank .....	182
LED Inserts.....	130	Roller Bearings, AA Truck.....	204	Handle, Outside .....	182
Lenses and Gaskets .....	130	Dipstick, Oil.....	80	Latches .....	184
Mounting Bracket and Brace.....	129	Dipstick Oil, Wiper .....	80	Latch Repair Kit.....	184
Mounting Spacer Blocks .....	130	Dipstick, Transmission .....	83	Lock Striker Plates .....	185
Pig Tails .....	130	Disconnect Switches, Battery.....	114	Pull Handle .....	182
Reflectors .....	130	Distributor		Sill Plates .....	186
Retainer Clips.....	130	To Coil Wire .....	141	Upholstery Bezel.....	185
Rim.....	130	Distributor and Parts		Window Handle	
Socket and Rivet .....	130	Section .....	120–122	Escutcheons.....	183
Turn Signal Adapter Kits .....	129	Bodies .....	120	Door Parts, Open Car	
Wire Connectors .....	130	Cam .....	122	Section .....	179–181
Wire Supports .....	130	Camshaft Kit.....	122	Bottom Weatherstrip.....	179
Cowl Shims.....	57	Cam Wrench .....	122	Guide Clip .....	181
Cowl Welt.....	223	Cap .....	120	Handle, Inside .....	179
Cowl Wire Harness.....	141	Condenser.....	121	Handle, Outside .....	179
Crank Hole Cover and Hardware.....	90	Electronic .....	120	Handle Pads.....	179
Crank Ratchet and Wrench.....	22	Heat Shield.....	122	Hinges .....	180
Crankshaft and Parts Section.....	72–73	Housing .....	120	Latches .....	180
Drain Tube .....	73	New and Rebuilt.....	120	Latch Knob.....	180
Slinger, Crankshaft .....	72	Plates .....	121	Latch Mounting Screw .....	180
Cranks, Window .....	183	Points.....	121	Upholstery Trim.....	181
Cross Brace Bolt Sets, Rear		Rebuild Kits .....	120	Dovetail, Closed Car.....	185
Bumper .....	163	Rotor.....	122	Dovetail, Open Car .....	181
Cross Brace-Spreader, Rear		To Coil Wire .....	120	Dovetail Wedge and Spring .....	185
Bumper .....	162	Dome Light Parts.....	137	Drag Link Ball Stud.....	44
Crossmember, Front .....	58	Door and Window Parts,		Drag Link Rebuild Kit.....	45
Crossmember Rivets.....	58	Closed Car Section .....	186–193	Drag Link Rod.....	44
Cut Out to Terminal Wire .....	142	Bottom “H” Rubber Seal.....	193	Drag Link Seat Set.....	45
Cylinder Head Stud Nuts .....	67	Check Strap Bracket.....	188	Drain Plug, Oil Pan .....	80
Cylinder Head Studs .....	67	Check Strap Retainer .....	188	Drip Rail Tips, Closed Car.....	176
Cylinder Head Washers .....	67	Check Straps .....	188	Drive Bearing, Oil Pump.....	77
Cylinder Parts Section .....	67–69	Garnish Mouldings.....	189	Drive Gear	
<b>D</b>		Hinges, Closed Car.....	189	Bearing Retainer Spring, Oil	
Dash Lamp Cable.....	137	Inner Header Strips.....	190	Pump.....	77
Dash Lamp Cap.....	137	Opening Header Strips.....	190	Main Gear Shift .....	82
Dash Light Bracket .....	137	Seals.....	193	Oil Pump.....	77
Dash Rail Bolt Sets .....	117	Top Cover Plates .....	190	Pin, Oil Pump .....	77
Dash Rail Pads .....	117	Window Felt Metal Retainers.....	192	Shafts, Speedometer.....	154
Data Plates Section .....	165	Wood Header Supports.....	190	Sleeve, Oil Pump.....	77
Data Plates, Switch Cable .....	118	Door Parts		Speedometer .....	154
Decals, Center Bumper.....	161	Bottom Outer Patch Panels.....	215	Drive Pinion Bearing Sleeve Gasket,	
Decals, Outer Bumper.....	161	Bottom Patch Panels, Pickup....	201	AA Truck.....	204
Decals, Speedometer.....	155	Bumper Holder, Pickup .....	198	Driveshaft	
Diaphragm, Horn.....	139	Garnish Mouldings, Pickup .....	197	Roller Bearing, AA Truck .....	204
				Driveshaft Section .....	56



Bearing .....	56
Bearing Sleeve .....	56
Driving Pinion Bearing Double Cup .....	55
Drum Tail Light and Parts .....	135
Dual Gauge Holders .....	77
Dust Cover Bolts, Flywheel .....	87
Dust Ring, Front Brake Lever .....	30
Dust Seal, Front Wheel, Inner .....	31

## E

Eccentric Adjusting Cone .....	49
Eccentric Adjusting Sleeve .....	49
Electric Windshield Wiper Parts Section .....	157
Electronic Ignition .....	123
Emergency Brake	
Assembly .....	38
Band .....	38
Block Off Plate .....	40
Cross Shaft Clevis .....	41
Cross Shaft, Spring and Bracket .....	41
Handle Extension .....	40
Handles .....	40
Handle to Cross Shaft Rods .....	41
Lever .....	39
Lever Boot .....	40
Lever Spring .....	39
Lining and Rivets .....	38
Pawl Rods .....	40
Pawls .....	40
Ratchet .....	40
Retract Spring .....	38
Rod .....	41
Rod, AA Truck .....	203
Shaft Felt .....	41
Toggle Lever and Bushing Tube .....	39
Toggle Lever Pins .....	39
Toggle Link .....	39
Emergency Brake Controls Section .....	41
Emergency Brake Cross Shaft Section .....	41
Emergency Brake Parts Section .....	38-39
Adapter Ring Set .....	35
Emergency Hand Brake Section .....	40
Engine	
Cylinder Head .....	65, 68
Gaskets .....	68
Pan Mounting Bolt, Nut and Washers .....	80
Pans .....	80
Rear Motor Mounting Kit .....	58
Rear Support Plate .....	58
Snubber Rebuild Kit, B Engine .....	226
Supplies .....	66
Engine Lift Tool .....	68
Engine Stand Adapter .....	68
Engine Supplies Section .....	66
Exhaust Clamps, Muffler .....	59
Exhaust Manifold .....	107

## F

Fan	
Belts .....	98
Fans .....	98
Fan	
Shroud .....	92
Felt	
Emergency Brake Shaft .....	41
Glass Channel and Clip, Closed Car .....	192
Grease Retainer, Spindle Bolt .....	43
Pads, Splash Shield .....	150
Radius Rod .....	45
Female Dovetail, Closed Car .....	185
Female Dovetail, Pickup .....	198
Fender	
Aprons, Front .....	150
Bolts .....	147
Brace .....	147
Dimple Hole Patches, Front .....	147
Front .....	146
Rear Wheel Housing Stud Set .....	147
to Bed Bolts .....	196
to Headlight Bar Patch Panels .....	128
Well .....	24, 145
Fenders and Parts Section .....	145-147
Welting .....	146
Filler and Drain Plug, Differential .....	53
Filler or Drain Plug, Transmission .....	82
Filler Tubes, Oil .....	80
Filter, Oil .....	79
Firewall Grommets .....	144
Firewall Parts Section	
Insulators .....	174
Flag Sets .....	160
Flat Spring, Front Motor Mount .....	68
Float-A-Motor .....	58
Floorboards and Parts Section .....	172
Accelerator Grommet .....	172
Battery Cover Plates .....	172
Bolt and Washers .....	172
Cover Plates .....	172
Felt Pads .....	172
Floor Mat Studs .....	172
Kick Panel Retaining Clip .....	172
Sealing and Lacing .....	172
Shift Lever Plates .....	172
Wood .....	172
Floor Mats, Front and Rear .....	223
Flying Quail Locking Radiator Caps .....	167
Flywheel	
Bolts .....	75, 87
Complete .....	75, 86
Dowel Retainer .....	87
Dust Cover Bolts .....	87
Housing .....	75
Housing Gasket .....	87
Inspection Plate .....	75, 87
Ring Gear .....	75, 88
Shim .....	75, 87
To Crankshaft Dowel Pin .....	87
Flywheel and Parts Section .....	75
Foot Rest and Parts, Accelerator .....	108
Ford Road Series Books .....	232
Frame Parts Section .....	58
Frame To Body Bolt .....	57
Front and Rear Crossmember Rivets .....	58
Front Axle Section .....	42-45
Front Body Mounting Bracket .....	58
Front Brake	
Drum .....	28
Equalizer Floaters .....	29
Lever Dust Ring .....	30
Operating Pin .....	29
Operating Shaft .....	30
Operating Wedge .....	29
Rods, AA Truck .....	203
Shaft Bushings .....	30
Shaft Housing Retaining Nut Set .....	29
Front Bumpers Section .....	160-161
Front Engine Support Bushing .....	68
Front Frame Horns .....	58
Front Perch Nut and Bushing .....	43
Front Seat Frame .....	210
Front Seat Frames, Pickup .....	200
Front Seat Rear Riser .....	210
Front Shackle Bracket Rivets and Bolts, AA Truck .....	205
Front Splash Shield and Side Splash Aprons Section .....	150
Front Springs and Parts	



Section .....	61–62
Front Wheel .....	
Hub .....	21
Inner Bearing and Race .....	23
Inner Bearing and Race, AA Truck .....	202
Nuts, AA Truck .....	202
Outer Bearing and Race .....	23
Outer Bearing and Race, AA Truck .....	202
Fuel Pump, Electric .....	65, 101
Fuel Pump Pressure Regulator .....	101
Fuel Pump Rebuild Kit, B Engine....	227
Fuel Pump Stand Gasket, B Engine .....	227
Fuel System .....	
Drain Valve, Sediment Bowl .....	100
Filter Parts .....	100
Inline Filter .....	101
Lower Plug, Sediment Bowl .....	100
Sediment Bowl, Glass.....	100
Shut-Off Valves .....	100
Stabilizer.....	102
Fuel System and Gas Gauge Section .....	99–102
Fuel Tank Welt .....	99

**G**

Gas Cap .....	99
Gas Gauge Rebuild Kit.....	102
Gaskets .....	
Axle Hub .....	54
Carburetor .....	105
Copper Spark Plug .....	124
Cowl Lamp Lens .....	130
Diaphragm Horn .....	139
Drum Tail Light Lens .....	135
Engine .....	68
Flywheel to Housing .....	87
Gas Caps.....	99
Headlight Lens .....	127
License Plate Light Lens.....	134
Manifold.....	107
Model B Engine.....	226
Muffler Manifold .....	106
Oil Pan .....	79
Oil Pan Clean Out Plate .....	80
Oil Plug Drain .....	80
Oil Pump Cover .....	78
Oil Pump Screen Cover .....	78
Oil Return Pipe .....	78
Rear End Housing .....	53
Seal, Rear Oil Pan .....	79
Speedometer Gear Case.....	154

Speedometer Lens .....	155
Starter Shim .....	115
Steering Gear .....	49
Tail Light Door .....	134
Torque Tube .....	53
Transmission .....	82
U-Joint .....	53, 55
Universal.....	83
Valve Cover .....	74
Water Pump.....	97
Gas Line.....	101
Gas Tank .....	
Anti-Squeak.....	99
Clamps .....	99
Filler Screen .....	99
Float.....	102
Neck Extensions .....	99
Protector.....	99
Refurbishing Kit.....	99
Gauge Holder, Dual.....	77
Gauge, Oil Pressure .....	77
Gear Cases, Speedometer .....	154
Gear Cluster.....	83
Gear, Crankshaft .....	72
Gear Key, Crankshaft .....	72
Gear Shift Lever .....	84
Rod, AA Truck .....	206
Spring Installation Tool .....	84
To Housing Cap, AA Truck .....	207
Gear Shift Lever Rebuild Kit.....	84
Gear Shift Spring Retainer .....	84
Gear Shift Tower Section .....	84
Generator and Parts Section .....	109–112
Band and Cooler Assembly .....	111
Band Cover .....	111
Bearing Retainer & Plate .....	111
Bearings .....	110
Bracket .....	110
Brushes .....	110
Brush Holders .....	110
Brush Springs .....	110
Cut Out Diode Kit.....	112
Cut Outs .....	112
Cut Out Terminal and Parts .....	112
End Plate Assembly.....	111
External Hardware .....	110
Field Coils.....	112
Front End Plate Bearing Rivets .....	111
Pivot Bolt and Nut .....	112
Pulleys .....	111
Rebuilt .....	109
Tension Brace Assembly .....	112

Terminal Post Lead Wires .....	112
Glass Bedding, Closed Car .....	191
Glass Bumper Stop, Closed Car .....	191
Glass Sets, Window .....	230
Glass Setting Rubber, Closed Car .....	191
Glass Tools and Accessories Section .....	230
Grab Handles, Rumble.....	177
Grease Baffle, Rear Brakes.....	33
Grease Cap, Front Hub .....	29
Grease Fittings .....	225
Grease Retainers Felt, Spindle Bolt .....	43
Grease Seal, Shock Absorbers .....	164
Grease Seals, Rear Wheel, Outer.....	23
Ground Strap, Battery .....	143
Guides, Valve .....	74

**H**

Half Amber Lens, Tail Light .....	133
Hand Brake .....	
Button and Pin .....	40
Lever Mounting Set.....	39
Lever Ratchet .....	40
Spring .....	39
Handles, Emergency Brake .....	40
Handles, Hood.....	153
Hand-Operated Wiper Assembly.....	156
Hardware Section.....	224–225
Body Nails .....	225
Grease Fittings.....	225
Interior Trim Screw Sets.....	224
Head, Engine .....	65
Headers, Pickup .....	199
Headlamp Plugs .....	144
Headlights .....	
Conduit, AA Truck .....	208
Headlights and Parts Section .....	125–128
Bars and Mounting Hardware .....	128
Bar to Fender Patch Panels.....	128
Bar to Fender Rubber Pads.....	128
Boot .....	127
Complete .....	125
Conversion Kit.....	126
Inner Steel Ring.....	127
Lens .....	127
Reflectors .....	125
Rims and Parts.....	127
Sealed Beam Adapter Kit .....	126
Sealed Beam Socket and Pigtail .....	126





Shell Mounting Screws.....	127
Socket Ferrule.....	127
Socket Holder.....	125
Support Bolt Retainer Strap.....	127
Head Studs, B Engine.....	226
Heat Deflectors, Muffler.....	59
Heater Assembly.....	94
Heater Hook-Up Kit.....	94
Heater, Manifold.....	107
Hidem Welt.....	19
Hidem Welt End Tip, Closed Car.....	175
Hinge Pin Mirror Head.....	159
Hinge Pins, Closed Car.....	190
Hinge Pins, Open Car.....	180
Hinge Pivot Bolts, Rumble.....	177
Hinge Rod, Hood.....	151
Hinge Screws and Washer, Closed Car.....	190
Hold Down Clamps, Battery.....	113
Hold Down Frame, Battery.....	113

## Hood

Bumpers.....	153
Center Bracket.....	152
Clip and Pads.....	153
Clip Bracket.....	153
Clip Bumpers and Caps.....	153
Corners.....	151
Cowl Lacing and Hardware.....	152
Handle Bracket.....	58
Handles.....	153
Hinge Rods.....	151
Prop.....	92, 151
Retainers and Hardware.....	152
Rubber Lacing.....	152
Shelf Blocks.....	151
Shelves.....	151
Steel Stock.....	151

Hood Parts Section.....	151–153
-------------------------	---------

## Horn Parts

Button Repair Kit.....	52
Conduit, AA Truck.....	208
Horns Section.....	138–140
Relay.....	140
Universal Horn Button Switch.....	140

Hose Clips, Vacuum Wiper.....	155
-------------------------------	-----

Hoses Clamps, Radiator.....	94
-----------------------------	----

## Hub

Bolts.....	21
Bolt Tools.....	21
Caps.....	22
Front Wheel.....	21
Race Repair Kit.....	21
Throwout Bearing.....	88

## Hydraulic Brake

Backing Plates.....	35
Conversion Kit.....	34

## I

Idle Gear, Reverse.....	83
Idle Shaft, Reverse.....	83
Ignition	
Timing Tools.....	72
Ignition Cable and Parts Section.....	118
Switch.....	118
Ignition Coil Section.....	123
Coil, Electronic.....	123
Coils and Hardware.....	123
Tester Tool.....	123
Inner Tubes, Metal-Stemmed and Parts.....	26
Inside Door Handle Parts	
Closed Car.....	183
Open Car.....	179
Inside Rear Window Frames, Pickup.....	197
Inside Vacuum Line, Vacuum Wiper.....	156
Inspection Plate, Flywheel.....	75
Instrument Panel Lamp.....	137
Instrument Panel Section.....	117
Insulation.....	174
Insulation Sheet.....	174
Intake Manifold.....	106
Interior Trim Screw Sets.....	224

## J

Jute Backing.....	174
-------------------	-----

## K

Keepers, Valve.....	74
Key	
Blank.....	119
Fobs.....	119
Rear Axle.....	54
Knobs, Gear Shift.....	84
Knob, Vacuum Wiper.....	156

## L

Lacing, Cowl and Hood.....	152
Lamps, Instrument Panel.....	137
Lamp Socket, Tail Light.....	134
Leaf Springs	
Spreader.....	62
Springs.....	61
LED Tail Light Assemblies.....	133
Lenses	

“Blue Dot”.....	133
Cowl.....	130
Dome Light.....	137
License Plate Light.....	134
Red “STOP”.....	133
Speedometer.....	155
Lever, Gear Shift.....	84
Lever Pin, Control Rod.....	49
License	
Bolts.....	136
Frames.....	136
Lid Bumper Support Bracket, Rumble.....	177
Lid Lower Bumpers, Rumble.....	177
Lid Stops, Rumble.....	177
Lift-the-Dot Fasteners.....	18
Light Bulb Usage Chart Section.....	124
Light Harness and Wire Kit.....	142
Lighting Wire Harness.....	142
Light Switch	

Bail.....	52
Body.....	52
Horn Rod Repair Kit.....	52
Retainer.....	52
Rod Bushing.....	50
Spider.....	52
Spider Installation Tool.....	52
Spider Spring.....	52
To Steering Box Bolt.....	52

Light Switch Body Section.....	119
--------------------------------	-----

Lining, Brakes.....	31
---------------------	----

Linings and Rivets, Emergency Brakes.....	38
--	----

Link, Shock Absorber.....	165
---------------------------	-----

Locking Handles, Rumble.....	178
------------------------------	-----

Locking Outside Door Handles, Closed Car.....	182
--	-----

Locking Radiator Caps, Flying Quail.....	167
---	-----

Lock Knobs, Closed Car.....	185
-----------------------------	-----

Lock Nuts and Washers, Pinion Bearing.....	55
---	----

Locks, Rumble.....	178
--------------------	-----

Loom, Wire.....	143
-----------------	-----

Low and Reverse Sliding Gear.....	83
-----------------------------------	----

Lubricator Fitting.....	225
-------------------------	-----

Luggage Rack and Trunk.....	176
-----------------------------	-----

Lug Nuts.....	22
---------------	----

Lug Wrench.....	22
-----------------	----

## M

Main Bearing Bolt Kit.....	73
----------------------------	----

Main Bearing Sets.....	73
------------------------	----

Main Bearing Sets, Model B.....	226
---------------------------------	-----



Main Bearing Shims .....	73
Main Bearing Shims, Model B .....	226
Main Drive	
Ball Bearings .....	82
Gear Ball Bearing, AA Truck.....	206
Gear Snap Ring.....	82
Main Oil Seals, Rear .....	73
Main Shaft	
Ball Bearing .....	82
Collar Ring.....	82
Pilot Bearing Spacer.....	82
Manifold	
Gaskets, Muffler.....	59
Manifold and Parts Section.....	106–107
Exhaust and Intake .....	107
Gaskets .....	107
Map Pocket, Pickup.....	196
Mats, Floor .....	223
Metal Glass Channels, Closed	
Car.....	191
Metal Stem Inner Tubes and Parts ...	26
Mirror Glass, Rear-View.....	158
Mitchell Overdrive.....	56
Model AA Truck Parts	
Section .....	202–208
Bed Stakes .....	197
Clutch Release Bearing	
Spring .....	207
Coupling Shaft Housing Felt	
Washer.....	205
Coupling Shaft Housing	
Packing.....	205
Coupling Shaft Housing	
Seals .....	205
Differential Bearings .....	204
Differential Pinion Bearing	
Race.....	204
Differential Races.....	204
Differential Roller Bearing.....	204
Driveshaft Pinion Bearing	
Sleeve Gasket.....	204
Driving Pinion Pilot Bearing	
Retainer .....	204
Emergency Brake Rod.....	203
Front Brake Rods .....	203
Front Wheel Bearings .....	202
Front Wheel Nuts .....	202
Front Wheel Races.....	202
Gear Shift Lever Latch Rod .....	206
Gear Shift Lever to Housing Cap.....	207
Headlight and Horn Conduit .....	208
Main Drive Gear Ball Bearing .....	206
Main Shaft .....	206
Main Shaft Ball Bearing .....	206
Muffler Outlet Pipe Bracket .....	205

Pinion Bearings.....	204
Power Take Off Cover Gasket ...	205
Rear Axle Inner Grease Seal .....	204
Rear Brake Camshaft Dust	
Rings.....	203
Rear Brake Camshaft	
Springs .....	203
Rear Spring Clip Bar Spacers ...	205
Rear Spring Pivot Bracket	
Rivet.....	205
Rear Spring Pivot Bushings.....	205
Rear Spring Seat Lock Pin .....	205
Rear Spring Shackle Bolts.....	205
Rear Spring Shackle	
Bushings.....	205
Rear Spring Tie Bolt.....	205
Rear Universal Joint Gaskets ...	204
Rear Wheel Hub Grease	
Seals .....	202
Reverse Idler Gear Shaft .....	206
Roller Bearings.....	206
Running Boards .....	208
Service Brake Lining.....	202
Spindle Bolt Bearing.....	203
Spindle Bolt Set .....	203
Spring Shackles.....	205
Stop Light, Operating Chain and	
Lamp.....	208
Stop Light Switch Operating	
Finger.....	207
Transmission Cover Top	
Gasket.....	206
Transmission Gasket .....	206
Worm Driveshaft Coupler Pin	
Set.....	205
Model A Identification Drawing	
Section .....	235
Model B Engine Parts	
Section .....	226–227
Carburetor Gaskets .....	227
Carburetor Repair Kit.....	227
Condenser.....	227
Engine Gasket Set .....	226
Engine Snubber Rebuild Kit.....	226
Fuel Pump Diaphragm.....	227
Fuel Pump Rebuild Kit .....	227
Fuel Pump Stand Gasket.....	227
Head Studs .....	226
Main Bearing Set.....	226
Main Bearing Shims.....	226
Oil Pan Gaskets .....	227
Rear Main Oil Seal .....	226
Starter.....	227
Valve Cover Gasket.....	227
Water Pump Gasket.....	227

Water Pump Rebuild Kits.....	227
MotoMeters and Flying Quails	
Section .....	167
Motor Connection, Electric Wiper.....	157
Motor Mount Pads, Rear .....	58
Motor Mount Sets, Front .....	68
Motor Mount to Flywheel Housing	
Bolts .....	58
Motors, Electric Wiper .....	157
Motors, Top Quality Electric	
Wiper .....	157
Mouldings, Top .....	175
Mounting Blocks, Body .....	57
Mounting Boots, Electric Wiper .....	157
Mounting Bracket, Front Body.....	58
Mud Flap, "FORD" .....	147
Muffler and Exhaust Parts	
Section .....	59–60
Murray Body Number Plates.....	165

**N**

Non-Locking, Outside Door Handles,	
Closed Car .....	182

**O**

Oil	
Drain Kit.....	79
Pan Gaskets, Model B	
Engine.....	227
Plug, Shock .....	164
Seals Retainer, Steering Box.....	50
Oil Filter Kits and Oil Pan Section	
Filters .....	79
Pan and Valve Cover Bolts and	
Washer.....	79
Seals, Modern Front	
Crankshaft .....	79
Oil Pan and Engine Pan Section	
Breather Accessory .....	80
Dipstick.....	80
Dipstick Wiper.....	80
Drain Plug, Magnetic .....	80
Filler Caps .....	80
Filler Tubes .....	80
Pan Clean Out Gasket .....	80
Pan Drain Plug .....	80
Pan Gaskets .....	79
Plug Drain Gaskets .....	80
Oil Pump and Parts Section	
Gauge Hook Up Kit.....	77
Pressure Gauge and Strap.....	77
Pump .....	76
Pump Body Bushing.....	78
Pump Cover Gasket.....	78



Pump Drive Bearing.....	77	Windshield Frames.....	168	Belt Rail Bolt Set.....	197
Pump Drive Gears and Parts.....	77	Windshield Inner Door Post Liner.....	169	Body to Frame Mounting Blocks.....	194
Pump Housing Hole Plug.....	78	Windshield Lower Stanchion Posts.....	168	Body Wood.....	199
Pump Rebuilding Kit.....	76	Windshield Post Sockets.....	169	Cab to Frame Bolts.....	195
Pump Retaining Spring Clamp.....	78	Windshield Rubber Gaskets.....	169	Center Bed Pan.....	194
Pump Screen.....	78	Windshield Snaps.....	169	Door Bumper Holder.....	198
Return Pipe Bolt.....	78	Windshield Stanchions.....	168	Door Garnish Mouldings.....	197
Return Pipe Gasket.....	78	Windshield Stanchion Screws.....	168	Door Latches.....	198
Open and Closed Car Carpets.....	14	Windshield Stud Set.....	169	Door Striker Plates.....	198
Open Car		Windshield Wingnut.....	169	Door Window Frames.....	197
Body Side Curtain Socket.....	169	Outer Bearing, Front Wheel.....	23	Female Dovetail.....	198
Body Side Curtain Tool.....	169	Outer Grease Seal, Rear Wheel.....	23	Fender to Bed Bolts.....	196
Body Wood.....	220	Outer Race, Front Wheel.....	23	Floor Wood Strip.....	194
Door Bottom Weatherstrip.....	179	Outside Door Handle Parts		Headers.....	199
Door Check Strap.....	179	Closed Car.....	182	Inside Rear Window Frame.....	197
Door Guide Clip.....	181	Open Car.....	179	Map Pocket.....	196
Door Handle Pads.....	179	Outside Rear View Mirror Head.....	159	Panel Above Windshield.....	199
Door Hinges.....	180	Overdrive, Mitchell.....	56	Rain Gutters.....	199
Door Inner Panels.....	218	Owners Plate.....	165	Rear Bed Crossmember.....	195
Door Latches.....	180			Rear Fender Spacers.....	198
Door Latch Knob.....	180			Rear Roof Wood Bracket.....	197
Door Rubber Bumpers.....	181			Seat Spring Hooks.....	197
Doors.....	218			Stake Pocket Cover.....	196
Door Sill Plate Mounting Screw.....	180	<b>P</b>		Striker Shield.....	198
Door Upholstery Trim.....	181	Package Tray.....	214	Subrails.....	198
Dovetail.....	181	Packing Nut, Shut-Off Valve.....	100	Sun Visor Cover.....	199
Hinge Pins.....	180	Packing, Timing Gear Cover.....	79	Sun Visor Frame.....	199
Inside Door Handle.....	179	Pads, Body Block.....	57	Tailgate and Parts.....	195-196
Outer Door Skins.....	218	Panel Above Windshield.....	213	Top Wood.....	199
Outside Door Handles.....	179	Panel Under Seat Frame.....	211	U Channel.....	198
Prop Nut Lock Washer.....	174	Panel Under Seat Frame, Pickup.....	200	Upholstery Channels.....	197
Rear View Mirrors.....	158	Pans, Engine.....	80	Z-Shaped Rear Panel.....	198
Rear Window Frame Parts.....	174	Pawl Rods, Emergency Brake.....	40	Pickup Sheet Metal Section.....	200-201
Side Curtain Sets.....	12	Pawls, Emergency Brake.....	40	Bed Front Panels.....	200
Sill Plate Brackets.....	180	Pedal Pads.....	85	Cab Quarter Panels.....	201
Sill Plate Extensions.....	180	Pedal Shaft Collar Pin.....	85	Door Bottom Patch Panels.....	201
Sill Plates.....	180	Pedal Shaft Retainer Pin.....	85	Front Seat Frames.....	200
Striker Plates.....	181	Peep Mirrors.....	159	Panels Under Seat Frame.....	200
Top Boots.....	11	Permatex Grinding Compound.....	74	Rear Body Panel Braces.....	200
Top Bow Screws.....	173	Permatex Prussian Blue.....	66	Rear Lower Cab Patch with Bead.....	201
Top Bow T Bolts.....	173	Pickup Parts		Running Boards.....	200
Top Brackets.....	173	Conduit Set.....	143	Vertical T Strip.....	201
Top Clamping Bracket.....	173	Tail Light Wire.....	142	Pilot Bearing.....	87
Top Dressing, Black.....	20	Pickup Parts Section.....	194-199	Pinion and Ring Gear Sets.....	54
Top Irons.....	173	Bed.....	195	Pinion Bearing Lock Nut and Washer.....	55
Top Mount Studs.....	173	Bed Cross Channels.....	198	Pinion Bearing Nut Wrench.....	55
Top Prop Bolts.....	174	Bed Flooring Bolts.....	194	Pinion Bearings and Parts, AA Truck.....	204
Top Rest Screw.....	174	Bed Front Bumper Strips.....	196	Pinion Puller.....	54
Top Roof Kits.....	11	Bed Rivets.....	196	Piston Ring Compressor.....	70
Top Saddles.....	173	Bed Sideboards.....	196	Pistons and Rings Section.....	70
Upholstery Kits.....	4	Bed Sides.....	195	Piston Sets.....	70
Windshield Finger Pulls.....	168	Bed Stake Pockets.....	197		
Windshield Frame Cones.....	169	Bed Strips.....	194		
		Bed Wood Sills.....	195		





Pitman Mounting Bolts .....	51
Pitman Steering Arm .....	51
Pitman Steering Ball .....	51
Plastigage .....	66
Plate Clip, Distributor .....	121
Plate, Distributor .....	121
Plugs	
Spark .....	124
Plugs, Headlamp .....	144
Poly-Slide Spring Liners .....	61, 64
Pop-Out Cable Clamps .....	118
Pop-Out Cable Repair Kits .....	118
Pop-Out Head Cap .....	119
Pop-Out Key Hole Bezel and Cap .....	119
Pop-Out Switch .....	118
Pop-Out Switch to Instrument Panel Screw .....	118
Post, Foot Rest .....	108
Post Mirror .....	159
Power Inverter .....	114
Pressure Regulator .....	101
Primary Wire, Cloth Covered .....	143
Projector and Bell Horn .....	139
Prop, Hood .....	92, 151
Puller, Pinion .....	54
Pulleys, Crankshaft .....	72

**Q**

Quarter Pillar Upper Windlace Retainers, Closed Car .....	193
Quarter Window Garnish Mouldings, Closed Car .....	188
Quarter Window Handle, Closed Car .....	193
Quarter Window Retainer .....	188
Quarter Window Wood Supports .....	188

**R**

Radial Tires .....	25
Radiator and Parts	
Splash Shields .....	150
Radiator Parts Section .....	91–94
Emblem .....	90
Shell and Stone Guard Kits .....	89
Shells .....	89
Temperature Gauge .....	93
Thermostat .....	93
Upper Radiator Hose .....	94
Water Outlet and Gaskets .....	93
Water Pipes .....	94
Radiator Shell Lacing .....	152
Radius Ball Cap Bushing .....	45
Radius Ball Felt .....	45

Radius Rod Ball Cap .....	45
Radius Rod Ball Cap Retainer Pin .....	45
Radius Rod Ball Cap Spring .....	45
Radius Rod Mounting Bolt and Nut, Rear Axle .....	55
Radius Rod Nut Assembly .....	45
Radius Rod Repair Ball .....	45
Rain Gutter Assemblies .....	175
Rain Gutters, Pickup .....	199
Ratchet, Emergency Brake .....	40
Ratchet Nut, Crank .....	72
Rear Arm Rests, Closed Car .....	193
Rear Axle	
Inner Grease Seal, AA Truck .....	204
Rear Axle Section .....	53–55
Housing Bearing Repair Kit .....	53
Key .....	54
Shaft and Gear .....	54
U-Joint Gasket Set .....	53, 55
Wheel Bearing .....	23
Rear Bed Crossmember .....	195
Rear Body Panels, Pickup .....	200
Rear Brake	
Camshaft Bushings .....	33
Camshaft Parts .....	33
Drum .....	39
Grease Baffle .....	33
Rod, AA Truck .....	203
Roller Track Kit .....	33
Rear Bumpers Section .....	162–163
Rear Center Body Panels .....	215
Rear Corner Patch Panels .....	213
Rear End Housing Gasket .....	53
Rear Fender Spacers, Pickup .....	198
Rear Inner Fender Panels .....	212
Rear Lower Cab Patch Panel with Bead, Pickup .....	201
Rear Main Janitor .....	80
Rear Main Oil Seal .....	73
Rear Main Oil Seal, Model B .....	226
Rear Motor Mount Pads .....	58
Rear Outer Body Panels Below Trunk Lid .....	209
Rear Quarter Patch Panels .....	212
Rear Seat Frame .....	212
Rear Springs	
Anti-Squeak Pad .....	63
Clamp and Rivets .....	64
Clip Bar Spacer, AA Truck .....	205
Perch Ball .....	53
Perch Bushing .....	53
Pivot Bracket Rivets, AA Truck .....	205
Pivot Bushings, AA Truck .....	205

Seat Lock Pin, AA Truck .....	205
Shackle Bolt and Nuts, AA Truck .....	205
Spreader .....	62
Tie Bolt, AA Truck .....	205
U-Bolt Castle Nut .....	64
Rear Springs and Parts Section .....	63–64
Rear Support Plate, Engine .....	58
Rear View Mirrors Section .....	158–159
Rear Wheel	
Hub .....	21
Hub Grease Seals, AA Truck .....	202
Inner Nuts, AA Truck .....	202
Outer Grease Seal .....	23
Outer Nuts, AA Truck .....	202
Puller .....	21, 54
Studs, AA Truck .....	202
Rear Window Frames .....	18
Rear Window Wood Supports .....	189
Relay Switch, Horn .....	140
Release Pins, Clutch .....	85
Resistor, Ballast .....	123
Retainer, Gear Shift Spring .....	84
Retainer, Light Switch .....	52
Retainer Pin, Pedal Shaft .....	85
Retainer Pin, Radius Rod Ball Cap .....	45
Retainers, Hood .....	152
Retainer, Speedometer Lens .....	155
Retainer Spring, Oil Pump .....	78
Retaining Spring Clamp, Oil Pump .....	78
Retract Spring, Emergency Brake .....	38
Return Spring, Accelerator .....	108
Return Spring, Accessory Brake Pedal .....	36
Reverse Idler Gear .....	83
Reverse Idler Shaft .....	83
Riley Two Port Head Gasket .....	65
Rim Liners .....	26
Ring Gear and Pinion Sets .....	54
Ring Gear, Flywheel .....	75, 88
Rings, Piston .....	70
Rivets and Rivet Sets .....	224
Rivet Upset Tool Set .....	224
Roller Bearings .....	83
Roller Track, Rear Brake .....	33
Rubber Floor Mats Section .....	223
Rubber Matting, Black, Running Board .....	148
Rumble and Trunk Parts Section .....	177–178
Lid Seals .....	178
Running Boards	



Brackets .....	58
Pickup .....	200
Running Boards and Parts	
Section .....	148–149
Black Rubber Matting .....	148
Bolt .....	148
Contact Cement .....	148
Half Round Rubber Trim .....	148
Inner Edge Moulding Bolt .....	149
Pickup .....	148
Splash Aprons .....	150
Step Plates .....	149
Trim Sets .....	149

## S

Saddle Studs, Open Car .....	173
Screen, Horn .....	139
Screen, Oil Pump .....	78
Screws	
Spare Tire, Blank-Off .....	24
Scuff (Sill) Plate Parts, Closed	
Car .....	186
Scuff (Sill) Plate Parts, Open Car .....	180
Seal Driver .....	55
Seat	
Frame Wood .....	222
Seat Belts Section .....	228
Seat Hinges, Rumble .....	177
Seat Spring Hooks, Pickup .....	197
Seat Springs .....	15–16
Second and High Sliding Gear .....	83
Sediment Bulb and Parts .....	100
Service Brake	
Adjusting Shafts .....	32
Adjustment Springs .....	32
Adjustment Wedges .....	33
Front Backing Plate Bolt Set .....	30
Lining .....	31
Lining Sets, AA Truck .....	202
Rod Clevis .....	41
Rods .....	37
Shoes .....	31
Service Brake Controls	
Section .....	36–37
Shackle Bar .....	61, 63
Shackle, Spring .....	61, 63
Shaft and Gear, Rear Axle .....	54
Sheet Metal	
Pickup .....	200–201
Sheet Metal Section .....	209–218
Back of Front Seat Panels .....	215
Body Channel .....	213
Cowl Body Parts .....	216
Cowl Quarter Patch Panels .....	216

Curtain Pans .....	211
Dash Rails .....	217
Door Bottom Outer Patch	
Panels .....	215
Front Seat Frame .....	210
Front Seat Rear Riser .....	210
Open Car Door .....	218
Open Car Outer Door Skins .....	218
Package Tray .....	214
Panels Above Door .....	211
Panels Above Trunk Lid .....	216
Panels Above Windshield .....	213
Rain Gutter Assemblies .....	216
Rear Center Body Panels .....	215
Rear Corner Patch Panels .....	213
Rear Inner Fender Panels .....	212
Rear Lower Quarter Patch	
Panels .....	212
Rear Outer Body Panel Below Trunk	
Lid .....	209
Rear Quarter Patch Panels .....	212
Rear Seat Frames .....	212
Rumble and Trunk Curved Inner	
Panels .....	209
Rumble Brackets and Braces .....	216
Rumble Lid .....	215
Rumble Seat Platforms .....	210
Subrail .....	213–214
Sun Visor .....	211
Trunk Brackets and Braces .....	216
Trunk Floor Panels .....	210
Trunk Lid .....	215
Trunk Skin .....	215
Shelf Block, Hood .....	151
Shifter Lock Plunger .....	84
Shifting Pins, Transmission .....	83
Shift Spring .....	84
Shims	
Axle .....	34, 54
Brakes .....	30
Connecting Rod .....	70
Cowl .....	57
Flywheel .....	75, 87
Spindle Bolt .....	43
Shock Absorbers Section .....	164–165
Side Curtain Rods and Fasteners .....	17
Side Curtain Storage Bags .....	12
Side Mount Arm Plate Lug Stud .....	23
Side Mount Spare Tire Arm Grommet .....	24
Side Mount Spare Tire Plate .....	24
Side Mount Spare Tire-to-Frame	
Bolt Set .....	24
Side Timing Cover Bolt Set .....	69
Sill (Scuff) Plate Parts, Closed	

Car .....	186
Sill (Scuff) Plate Parts, Open Car .....	180
Slant Window Frame Tube Nuts,	
Closed Car .....	171
Sliding Gear, Low and Reverse .....	83
Snap Ring, Grease Seal .....	23
Snap Ring, Main Drive Gear .....	82
Spacer, Cluster Bearing .....	83
Spacer, Main Shaft Pilot Bearing .....	82
Spacers, Front Bumper .....	160
Spare Tire	
Band .....	23
Blank-Off Screw .....	24
Blank-Off Screw Set, Rear	
Bumper .....	163
Carrier .....	23
Carrier Assembly .....	24
Cover .....	27
Side Mount Mirrors .....	159
Spare Wheel Guard, Rear	
Bumper .....	163
Spark and Gas Rods .....	49
Spark and Throttle Control Rods .....	108
Spark Plug Adapter Set .....	124
Spark Plug Connectors .....	124
Spark Plugs Section .....	124
Spark to Gas Rod Control Arms .....	49
Sparton™ Horn Plate .....	165
Speed and Performance Equipment	
Section .....	65
Speedometer	
Cable Grommet .....	99
Cables and Housings, AA	
Truck .....	208
Gear Cover .....	154
Main Spring .....	154
Speedometer and Parts	
Section .....	154–155
Assemblies .....	154
Bezel .....	155
Cable and Housing .....	154
Cable Housing Grommet .....	144
Cables and Lube .....	154
Decal .....	155
Drive Gears .....	154
Drive Gear Shafts .....	154
Face Plates .....	155
Gear Case and Gasket .....	154
Lenses .....	155
Lens Gaskets .....	155
Retainer .....	154
Support Clips .....	154
Spider, Light Switch .....	52
Spindle Bolt	



Bearing .....	43	Arm, Pitman.....	51	Tail Pipe Clamp, Muffler .....	59
Bearing, AA Truck .....	203	Ball, Pitman .....	51	Tappet, Adjustable.....	74
Bolt .....	42	Box Oil Seal and Retainer.....	50	Terminal Box Components.....	142
Bushing .....	43	Column Anti-Rattler .....	50	Terminal Boxes .....	142
Grease Retainers Felt .....	43	Gear Gaskets .....	49	Terminal Nut Sets, Generator .....	112
Locking Pin Nut, Front .....	43	Gear Rebuild Kit.....	46–47	Throttle and Choke Stop Pins.....	103
Set, AA Truck.....	203	Sector Housing Adjusting Hardware .....	49	Throttle and Spark Rods .....	108
Shim.....	43	Sector Housing Adjusting Kit .....	49	Throwout Bearing Hub .....	88
Splash Apron Mount Studs and Nuts, Front Bumper .....	150	Sector to Frame Seal .....	48	Tie Rod and End.....	44
Splash Aprons, Running Board .....	150	Shaft .....	47	Tie Rod End Adjusting Tool.....	44
Splash Shields and Parts.....	150	Stabilizer.....	44	Tie Rod End Clamping Bolts.....	44
Spoke Brush .....	21	Wheel, Fan Blade Puller .....	51	Tie Rod Rebuild Kit.....	45
Spreader Bar, Front and Rear .....	62	Wheels.....	51	Tie Rod Rubber Seal .....	44
Spring		Worm Bearings and Parts .....	47	Tie Rod Rubber Seal Metal Cap .....	44
Control Rod .....	49	Worms .....	47	Tie Rod Seat Set.....	45
Cover Set.....	61, 64	Step Plate.....	149	Timing Gear Cover Packing .....	79
Emergency Brake Lever .....	39	Bracket, Rumble .....	178	Timing Gear Front Cover Gasket .....	69
Hand Brake .....	41	Deluxe.....	149	Timing Gears .....	73
Light Switch Spider.....	52	Emblem .....	149	Timing Pin.....	69
Liners, Poly-Slide .....	61, 64	Mounting Sets .....	149	Tire	
Radius Rod Ball Cap.....	45	Rumble .....	178	Flaps.....	26
Rear .....	63	Stone Guards.....	89	Irons.....	27
Retainer, Gear Shift.....	84	Stone Guards and Radiator Shell Kit .....	89	Tires and Parts Section .....	25–27
Seat .....	15–16	Stop Light Switch .....	136	Rim Liner .....	26
Shifter .....	84	Stop Light Switches and License Brackets Section.....	136	Toggle Lever Parts, Emergency Brake .....	38
Throwout Bearing Hub .....	88	Street Rod Parts		Top	
Valve .....	74	Windshield Frames .....	168	Boot Storage Bag .....	11
Stabilizer, Steering .....	44	Striker Plate, Pickup Door .....	198	Bow To Top Iron Fastener Sets .....	19
Stake Pocket Cover, Pickup.....	196	Striker Shield, Pickup .....	198	Dressing, Black Open Car .....	20
Stanchion Vacuum Line, Vacuum Wiper .....	155	Stud Installation and Removal Tool.....	67	Roof Kits, Open Car .....	11
Starter Motor and Parts Section .....	115	Stud Nuts, Cylinder Head .....	67	Window Cushion, Closed Car .....	191
Armature Fiber Thrust Washer.....	115	Studs, Cylinder Head .....	67	Wood, Pickup .....	199
Band Cover .....	115	Subrail Sets.....	213–214	Top Mouldings and Parts Section .....	175–176
Brushes .....	115	Subrails, Pickup.....	198	Top Parts, Open Car Section .....	173–174
Brush Holder .....	115	Sun Visor		Bow Saddles .....	173
Brush Insulator .....	115	Cover, Pickup .....	199	Bow Saddle Stud .....	173
Brush Spring .....	115	Frame, Pickup .....	199	Bow Screw .....	173
Drive End Bushing .....	115	Visor.....	211	Bow T Bolts .....	173
Drives, Bendix .....	116	Switch Cable Wire Clip.....	144	Brackets .....	173
End Plate Bushings.....	115	Switches, Stop Light .....	136	Clamping Bracket .....	173
Field Coil .....	115	Switch Plates .....	118	Irons.....	173
Motor Rebuilding Kit .....	115	<b>T</b>		Mouldings.....	175
Mounting Bolts .....	115	Tack Rail, Belt Rail Wood .....	221	Mount Studs.....	173
Rebuilt .....	115	Tack Strip .....	19	Prop Nuts and Bolts.....	174
Shaft Key .....	115	Tailgate and Parts.....	195–196	Rest Screws .....	174
Switch .....	117	Taillight Bracket Wood Blocks .....	134	Wood, Open Car .....	173
Switch Fuses .....	116	Taillights and Parts Section .....	132–135	Top Wood, Closed Car Section.....	219–220
Switch Hardware.....	117	LED Assemblies .....	133	Torque Tube Gasket .....	53
Steering Section .....	46–52	Patch Panel .....	134	Torque Tube to Housing Bolts .....	55
Arm Adapter .....	44				
Arm Castle Nut.....	44				





Transmission	
Bolts and Washers .....	82
Case Filler or Drain Plug .....	82
Dipstick Kit .....	83
Gasket .....	82
Intermediate and High Gear Shifter Shaft .....	84
Low and Reverse Gear Shifter Shaft .....	84
Main Drive and Gear Bearing Shaft Baffle .....	82
Main Shaft .....	82
Mitchell .....	81
Rebuild Kit .....	81
Shaft Seal Kit .....	83
Transmission Parts Section .....	81–83
Trim Bolts, Interior .....	224
Trim, Gear Shift Boot .....	81
Trim Rings, Wheel .....	21
Trim Sets, Running Board .....	149
Truck Parts, Model AA .....	202–208
Trunk Brackets and Braces .....	216
Trunk Bumpers, Rumble .....	177
Trunk Floor Panels .....	210
Trunk Hinge and Hardware .....	178
Trunk Lid .....	215
Seals .....	178
Trunk Skin .....	215
Trunk Support Arms .....	177
Trunk to Hinge Screw .....	177
Tune Up Kit .....	121
Turn Signal Flasher .....	131
Turn Signal Switch Kit .....	131

## U

U-Bolt .....	62, 64
U-Channel, Pickup .....	198
Universal Joint	
Assembly .....	83
Gasket .....	83
Housing Bolt and Studs .....	83
Knuckle Retainer Bolt .....	83
Rebuild Kit .....	83

## Upholstery

Carpets .....	14
Channels, Pickup .....	197
Closed Car Top Roof Kit .....	10
Cowl and Door Panel Sets .....	4
Hardware .....	17–18
Open Car Side Curtain Sets .....	12
Open Car Top Boots .....	11
Open Car Top Roof Kits .....	11
Parts Listing .....	2–20
Roof and Upholstery Supplies .....	19

Rumble Upholstery Kits .....	13
Side Curtain, Rods and Sockets .....	17
Utility Lights .....	132

## V

Vacuum Windshield Wiper Parts Section .....	155–156
Valve Cover Bolt and Washer Set .....	74
Valve Cover Gasket .....	74
Valve Cover Gasket, Model B Engine .....	227
Valve Guide Removers .....	74
Valve Keeper .....	74
Valve Kits .....	74
Valves .....	74
Valves and Tappets Section .....	74
Valve Seat .....	74
Valve Springs .....	74
Vehicle Identification Section .....	233–234
Voltage Reducer, Horn .....	140
Voltage Tester .....	123

## W

Water Pump	
Bushings .....	97
Complete Water Pump .....	65, 95
Front Bearing and Race Set .....	97
Front Bearing and Sleeve .....	97
Gasket .....	97
Gasket, Model B .....	227
Housing .....	95
Impeller .....	96
Mounting Hardware .....	96
Packing Nut Wrench .....	95
Rebuild Kit .....	96
Shafts .....	96
Weber Carburetor .....	65
Wells, Fender .....	24, 145
Welt	
Body-to-Frame .....	57
Fuel Tank .....	99
Hidem .....	19
Welting and Backing Section .....	223
Cowl .....	223
Fender .....	223
Welting, Fender .....	146
Wheel Parts Section .....	21–24
Hub, Rear .....	21
Pullers, Rear .....	21, 54
Studs .....	21
Trim Ring .....	21
Window	

Regulator Mounting Screw, Closed Car .....	187
Regulators, Closed Car .....	187
Regulator Small Gear Repair Kits, Closed Car .....	187, 192
Shades and Brackets .....	187
Window Glass-Sets Section .....	230
Windshield	
Body Side Curtain Socket, Open Car .....	17
Body Side Curtain Tool, Open Car .....	17
Windshield and Parts, Closed Car Section .....	170–171
Frames .....	170
Windshield and Parts, Open Car Section .....	168–169
Body Side Curtain Socket .....	169
Body Side Curtain Tool .....	169
Finger Pulls .....	168
Frame Cone .....	169
Frames .....	168
Inside Post Liners .....	169
Lower Stanchion Posts .....	168
Post Sockets .....	169
Ram Horns .....	169
Snaps .....	169
Stanchions .....	168
Studs .....	169
Wingnut .....	169
Winding Mirror .....	166
Windwings Section .....	166
Wire and Lighting Harness Kit .....	142
Wire Wheel Support Plates .....	35
Wiring Clips, Clamps and Grommets Section .....	144
Wiring Section .....	141–143
Wolf Whistle .....	138
Wood Blocks, Tail Lamp Bracket .....	134
Wood Floorboards .....	172
Worms, Steering .....	47

## Y

Yoke, Front Motor Mount .....	68
-------------------------------	----

## Z

Z-Shaped Rear Panel, Pickup .....	198
-----------------------------------	-----



## OPTIMA® Batteries

- Great for high-watt demand electrical systems and ideal replacement for ordinary battery
- Leak-proof, can even be installed sideways
- Spiralcell® technology, lasts 2x longer and can sit 3x longer than other batteries
- 800 cold-cranking amps at 0° f; 1,000 cranking amps at 32° f
- Vibration resistance 15 times more than traditional lead-acid batteries

Completely sealed, maintenance-free, lead-acid units with a six-pack of Spiralcell® Technology. The OPTIMA® batteries feature two thin lead plates wound into a tight spiral cell with an absorbent glass-mat in between to hold the electrolyte solution. This unique design allows for more power and increased energy, resulting in quick, reliable starts.



28-31	12-volt, 10" l x 6-7/8" w x 8-7/8" h.....	<b>28-76535<sup>A</sup></b>	<b>239.99</b> ea.
28-31	6-volt, 10" l x 3-9/16" w x 8-1/8" h.....	<b>28-252382<sup>A</sup></b>	<b>188.99</b> ea.

**NEW**



## 3-Spoke Steering Wheels

- 3-bolt mount Sprint style
- 15" diameter with 3 chrome spokes
- Includes black horn button, bracket, and spring

You will need to order an adapter separately. (Our 884334 for Ford Banjo column or 884345 for 1940 Ford column.)



28-31	Solid spokes.....	<b>28-884316<sup>A</sup></b>	<b>219.99</b> ea.
28-31	Spokes with holes.....	<b>28-884319<sup>A</sup></b>	<b>219.99</b> ea.

**NEW**

## OPTIMA® Battery TarToper Cover Kits

- With red simulated caps
- Kit includes molded polymer side panels of original tartop style batteries
- No tools required
- High-density thermoplastic spacer included

Provides vintage appearance while using a modern OPTIMA battery. This kit DOES NOT include a battery.

28-31	6-volt.....	<b>28-888201<sup>A</sup></b>	<b>39.99</b> kit
28-31	12-volt.....	<b>28-888210<sup>A</sup></b>	<b>32.99</b> kit



**NEW**

## OPTIMA® Battery Accessories

28-31	Hold-down frame bracket, black powder-coated.....	<b>28-875954<sup>A</sup></b>	<b>15.99</b> ea.
28-31	Support bracket, keeps posts in correct position.....	<b>28-875956<sup>A</sup></b>	<b>27.99</b> ea.

**NEW**



truck freight—requires additional shipping charges

oversized/overweight—requires additional shipping charges

Prop 65 warning for California residents, see inside front cover for details

## Lowest Price Guarantee

MAC's Guarantee is simple: You always get the best quality parts at the lowest price! Show us the identical item advertised in any current magazine, catalog, or website and we'll match our competitor's current price, guaranteed! This offer is available only at the time of purchase and applies to in-stock merchandise only. We can't combine this with any other offer. Tires, restoration services, kits, window glass, cores, reproduction batteries, certain engines, transmissions, used parts, special order parts, and shipping and handling charges are excluded.

## Find the Latest Prices on our Website

Prices in this catalog were correct at the time of printing but are subject to change. Visit [MacsAutoParts.com](http://MacsAutoParts.com) for the latest up-to-the-minute pricing as well as hundreds of items not appearing in this catalog. Eckler's is not responsible for pricing changes, errors, or omissions in this catalog or online. Prices are subject to change without notice.

## 100% Satisfaction Guaranteed

Our commitment to you: If for any reason you are not 100% satisfied with any of our products, return them for a full refund, credit or exchange—your choice.

## Best Parts, Best Price

This is not just a slogan! MAC's is committed to providing the highest quality parts at the most competitive prices. We source and select all of our parts exclusively from the world's leading brand name manufacturers using our massive buying power. This means you get the best there is, at the best prices in the market today.

## Shipping and Handling

Check [MacsAutoParts.com](http://MacsAutoParts.com) for current shipping and handling estimates. In the catalog, denotes items that ship via truck, and denotes oversized dimensions or weight, which incur additional charges.

## Gift Certificates

Perfect for when you just can't decide. Available in many different amounts from \$25 right up through \$1,000. Redeemable for any items we sell.

## Need it Fast?

Have your order delivered within 1 or 2 business days by using Express Shipping! Express Shipping is limited to in-stock, non-oversized items weighing less than 20 pounds. Orders must be placed Monday–Friday before 1:00 p.m. EST. Please contact our sales team for rates.

## Same-Day Processing

Standard U.S. order processing time for in-stock items is 24 hours. If you need your order processed the same day, call us Monday–Friday before 1:00 p.m. EST and request same-day processing. For a small charge we'll provide special processing of all in-stock parts the same day.

## Limited Warranty

Eckler's will not be responsible for any damage or loss caused by delays, failures, consequential damage, labor, transportation, or any other charges incurred in the replacement or repair of a defective item. Eckler's is not responsible for any consequences resulting from the installation of any parts.